




Customized Listing from Search Criteria

FY: ALL 

-  **TIP 1:** Reveal specific federal markets by clicking any dark blue NAICS or PSC code from their respective columns
-  **TIP 2:** Click on any dark blue DUNS Number to view its FEDMINE Company Profile
-  **TIP 3:** Click on any light blue dollar amount to view details comprising that total

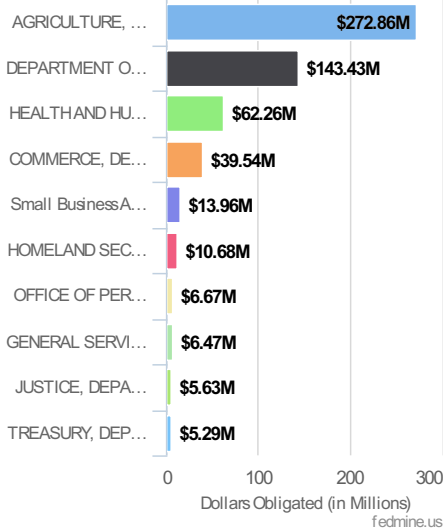
Total Actions : 3,220
Total Amount : \$584.06M
Total Companies : 1,024

Selected Criteria

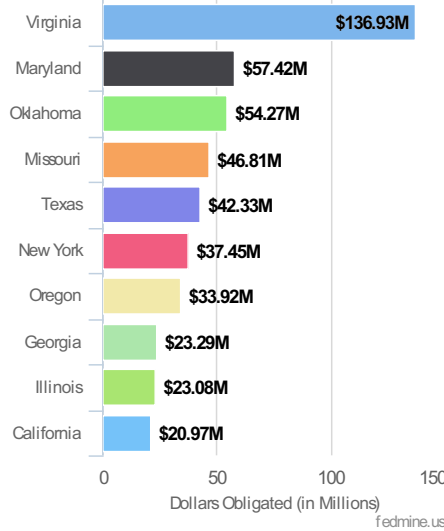
Year: all Type: By (Contracting) Agency National Interest Action Code: P20C - COVID-19 2020 Signed Date Range : 06/12/2020 - 07/16/2020

Agency: SHOWING RESULTS FOR ALL AGENCIES Socio Economic Indicator: Small Business

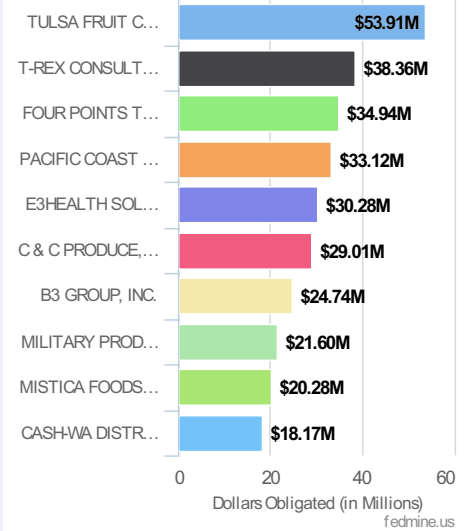
Top 10 Agencies



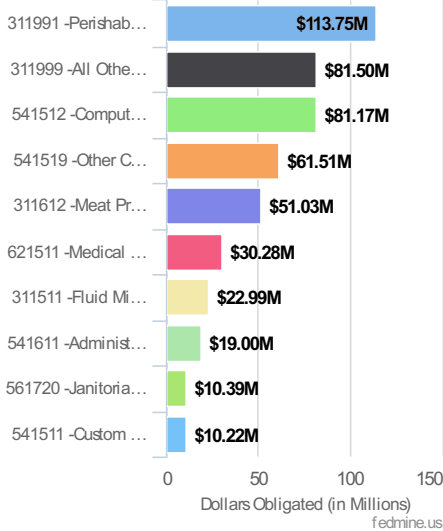
Top 10 States (Company HQ)



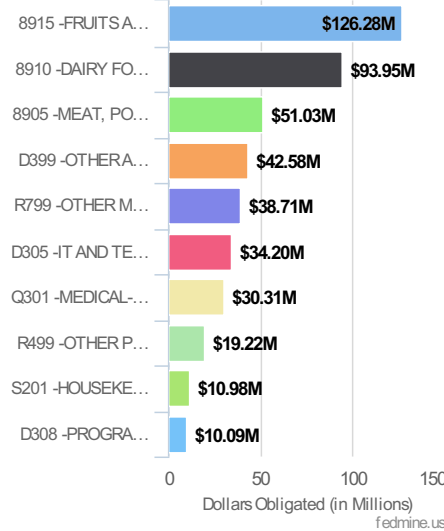
Top 10 Prime Contractors



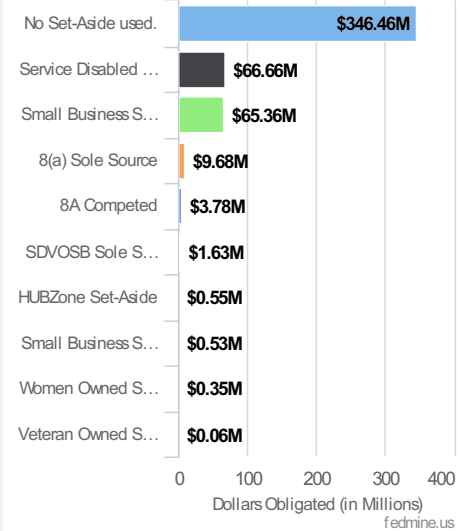
Top 10 Industry Codes



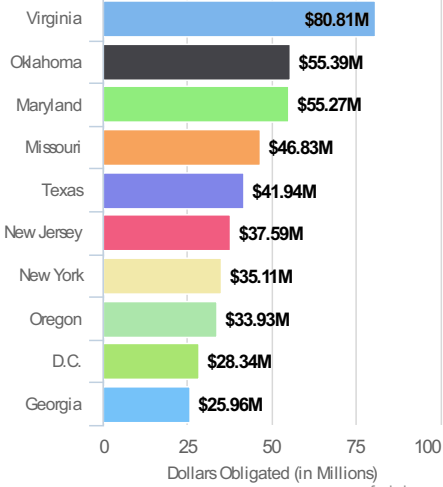
Top 10 Product Codes



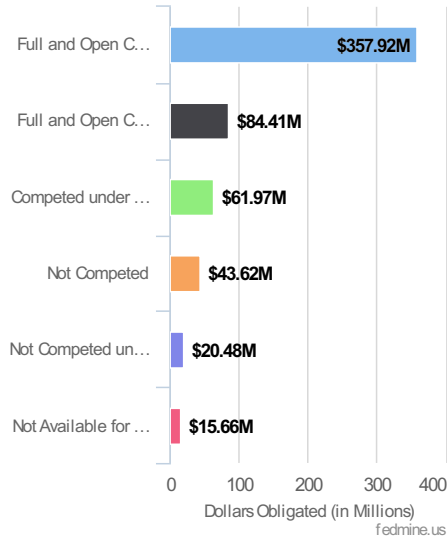
Top 10 Type Of Setaside



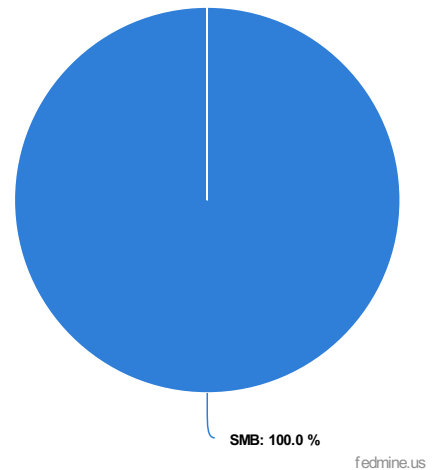
Top 10 States (Place Of Performance)



Top 10 Competition Categories



Small Business vs Other than Small Business



Rank	Verified VOSB / SDVOSB	Fedmine ID	DUNS	Company Name	Division Name	# Employees	Total Dollars	No of Actions	%	NAICS Code	PSC Code	State (HQ)
1		F311279010	033145939	TULSA FRUIT COMPANY		49	\$53,911,450.00	2	9.23%	311999	8910	Oklahoma
2		F386535919	062808535	T-REX CONSULTING CORPORATION		35	\$38,364,391.00	1	6.57%	541512	R799	Maryland
3		F350508414	089896737	FOUR POINTS TECHNOLOGY, L.L.C.		51	\$34,938,260.86	8	5.98%	541519	7035	Virginia
4		F358828559	086616885	PACIFIC COAST FRUIT COMPANY		400	\$33,120,000.00	1	5.67%	311999	8910	Oregon
5		F355638020	088206919	E3HEALTH SOLUTIONS, LLC		0	\$30,278,998.00	2	5.18%	621511	Q301	Texas
6		F531174470	803347749	C & C PRODUCE, INC.		160	\$29,008,000.00	1	4.97%	311991	8915	Missouri
7		F516033325	832900018	B3 GROUP, INC.		44	\$24,738,430.58	1	4.24%	541512	D399	Virginia
8		F282323629	161010215	MILITARY PRODUCE GROUP, LLC		128	\$21,600,000.00	1	3.70%	311991	8915	Virginia
9		F340758212	079486131	MISTICA FOODS, LLC		28	\$20,280,000.00	1	3.47%	311612	8905	Illinois
10		F319391844	035053677	CASH-WA DISTRIBUTING CO. OF KEARNEY, INC.	CASH-WA DISTRIBUTING CO.	570	\$18,165,600.00	1	3.11%	311511	8910	Nebraska
11		F836581277	602863144	MENU MAKER FOODS, INC.		0	\$16,829,156.64	1	2.88%	311612	8905	Missouri
12		F512943554	831570887	TASTY BRANDS, LLC		0	\$13,920,339.98	1	2.38%	311612	8905	New York
13		F352649329	081275015	INV TECH SERVICES, LLC		3	\$12,999,025.00	1	2.23%	339113	6515	Georgia
14		F384330426	067009712	TITAN PEACH FARMS, INC.		0	\$10,010,000.00	1	1.71%	311991	8915	South Carolina
15		F089839601	965605293	LIBERTY IT SOLUTIONS, LLC		340	\$9,733,645.55	3	1.67%	541512	D399	Virginia
16		F343498669	070756225	READY COMPUTING INC.		18	\$9,718,905.60	1	1.66%	541511	D308	New York

17		F228066763	116922420	AVMEDICAL, LLC		0	\$8,355,852.20	8	1.43%	339113,	6515,	Tennessee
18		F213185279	130368145	FORESTWOOD FARM, INC.		100	\$7,785,000.00	1	1.33%	311991,	8915,	Alabama
19		F535643419	808270735	HIGHLIGHT TECHNOLOGIES, LLC		74	\$7,354,588.80	1	1.26%	541611,	R499,	Virginia
20		F322361271	011023143	BANNER CATERING LLC	BANNER CATERING LLC DBA FRESH BITE FOODS	8	\$5,802,000.00	1	0.99%	311999,	8915,	Arizona
21		F261066455	123922788	GOVERNMENT MARKETING AND PROCUREMENT LLC		14	\$5,353,419.81	5	0.92%	541519,	7030,	Texas
22		F336023011	002910933	PARAGON WHOLESALE FOODS CORP.		0	\$4,960,800.00	1	0.85%	311991,	8915,	Pennsylvania
23		F512834111	831607333	VXL ENTERPRISES LLC		14	\$4,496,031.30	1	0.77%	624230,	Q999,	Virginia
24		F337172283	004341160	SCHNEIDER'S DAIRY, INC.		160	\$4,270,000.00	1	0.73%	311511,	8910,	Pennsylvania
25		F829145334	615378007	FCN, INC.		100	\$4,174,495.68	6	0.71%	541519,	D319,	Maryland
26		F224936849	117502675	MERROW - FORLOH MEDICAL LLC		0	\$4,015,000.00	1	0.69%	339113,	6532,	Montana
27		F353780957	080469584	E.K.K. INVESTMENTS, LLC		0	\$3,913,400.00	1	0.67%	311991,	8915,	California
28		F065204619	928197235	TUNNELL CONSULTING, INC.		80	\$3,900,000.00	1	0.67%	541714,	AZ13,	Maryland
29		F224369072	117025941	202 GROUP LLC		0	\$3,863,246.00	1	0.66%	541519,	R702,	D.C.
30		F306895296	092658152	CAPRICE ELECTRONICS, INC.		4	\$3,817,415.87	4	0.65%	423710,	8415,	New York
31		F381921723	063513410	VALLEY BAKERS COOPERATIVE ASSOCIATION		0	\$3,659,040.00	1	0.63%	311999,	8915,	Wisconsin
32		F321419316	013735032	J&M GLOBAL SOLUTIONS LLC		7	\$3,602,779.00	6	0.62%	541611,	R408,	Virginia
33		F345464717	078727434	IRONARCH TECHNOLOGY LLC		47	\$3,303,031.08	1	0.57%	541513,	D399,	Virginia
34		F277601818	144293636	COUNTERTRADE PRODUCTS, INC.		42	\$2,938,426.97	7	0.50%	334111,	7030,	Colorado
35		F353713969	080430525	MILLBROOK SUPPORT SERVICES, INC		1	\$2,914,842.39	8	0.50%	561320,	Q401,	New York
36		F540524237	879817104	ROYAL FOOD SERVICE CO., INC.	ROYAL FOOD SERVICE, CO. INC.	180	\$2,860,000.00	1	0.49%	311991,	8915,	Georgia
37		F530554287	809887164	THUNDERCAT TECHNOLOGY, LLC		54	\$2,754,709.62	9	0.47%	541519,	D319,	Virginia
38		F340091047	079953974	TANAQ GOVERNMENT SERVICES LLC		10	\$2,614,789.12	2	0.45%	541990,	R499,	Alaska
39		F516540472	832879741	AKIMA SUPPORT OPERATIONS, LLC		233	\$2,576,157.53	4	0.44%	561210,	S216,	Virginia
40		F310059714	039985437	LAVI INDUSTRIES		1	\$2,484,738.60	2	0.43%	331318,	7195,	California
41		F087458345	964786078	SDV OFFICE SYSTEMS, LLC		5	\$2,452,386.70	3	0.42%	337215,	7110,	North Carolina

42		F084339269	967005125	SOUTHERN FRUIT AND VEGETABLES, INC.		0	\$2,380,000.00	1	0.41%	311999,	8915,	Georgia
43		F532094361	801957023	REDHAWK IT SOLUTIONS LLC		9	\$2,376,016.63	11	0.41%	541519,	7050,	Virginia
44		F340420835	079719608	4S - SILVERWORD SOFTWARE AND SERVICES, LLC		4	\$2,374,622.14	1	0.41%	541611,	R408,	Maryland
45		F232052199	101981355	ELITE ALUMINUM CORPORATION	FORTS	98	\$2,360,000.00	1	0.40%	332311,	5410,	Florida
46		F321675837	013248604	RUSSO PRODUCE CO., INC.		0	\$2,312,800.00	1	0.40%	311991,	8915,	New York
47		F250475361	189748023	J. AMBROGI FOOD DISTRIBUTION, INC.		0	\$2,208,000.00	1	0.38%	311991,	8915,	New Jersey
48		F394154450	057387789	MAINE FARMERS EXCHANGE		14	\$2,161,840.00	1	0.37%	311991,	8915,	Maine
49		F224362775	117021448	APTIVE HTG, LLC		1	\$2,136,681.12	2	0.37%	541611,	R499,	Virginia
50		F560379200	829045199	AGILITY TECHNOLOGIES INC.		5	\$2,101,693.18	2	0.36%	541512,	7030,	Virginia
51		F332333181	001000363	LOUIS M. GERSON CO., INC	SAFETY / MEDICAL	52	\$2,077,379.20	1	0.36%	315999,	8415,	Massachusetts
52		F089082583	965961860	CORONADO DISTRIBUTION COMPANY, INC.		42	\$2,064,940.63	6	0.35%	337215,	V999,	California
53		F864535076	627808942	CMA TECHNOLOGY, INC.		11	\$2,060,453.54	1	0.35%	541519,	D319,	Virginia
54		F533631953	800203580	MCS OF TAMPA, INC.		150	\$1,978,190.68	3	0.34%	517911,	D316,	Florida
55		F309012758	095931486	AB STAFFING SOLUTIONS, LLC	N/A	480	\$1,865,104.00	8	0.32%	561320,	Q999,	Arizona
56		F408920031	796519903	BIO-MEDICAL DEVICES INTERNATIONAL, INC.		5	\$1,798,323.61	12	0.31%	315999,	6515,	California
57		F087153732	964380401	GLOBAL PROCUREMENT SOLUTIONS, INC.		2	\$1,749,597.33	2	0.30%	339113,	6515,	Florida
58		F513638470	830206749	TRILOGY FEDERAL, LLC		8	\$1,694,762.31	1	0.29%	541611,	R499,	Virginia
59		F318262899	036121655	SENN BROS., INC.		37	\$1,676,000.00	1	0.29%	311991,	8915,	South Carolina
60		F087500751	964899483	VETERANS HEALTHCARE SUPPLY SOLUTIONS, INC.		11	\$1,626,067.64	8	0.28%	339112,	6515,	Florida
61		F359258003	085186990	PANAMERICAN FARMS, INC.		0	\$1,563,750.00	1	0.27%	311991,	8915,	California
62		F340072832	079941601	TALUS ANALYTICS LLC		4	\$1,524,211.00	1	0.26%	541512,	D399,	Colorado
63		F086400056	962799982	ALPHA OMEGA INTEGRATION LLC		2	\$1,428,832.53	3	0.24%	541519,	D307,	Virginia
64		F518657302	836284091	WECSYS LLC		10	\$1,390,828.29	95	0.24%	444130,	5120,	Minnesota
65		F353026541	080912873	NATIVE MAINE OPERATIONS, INC.	NATIVE MAINE OPERATIONS, INC.	0	\$1,350,000.00	1	0.23%	311991,	8915,	Maine
66		F320420372	019719041	PROJECT		85	\$1,349,926.00	1	0.23%	541620,	R499,	Maryland

				ENHANCEMENT CORPORATION								
67		F089740581	965479863	GOVERNMENTCIO LLC	GOVERNMENTCIO LLC	322	\$1,329,759.52	1	0.23%	541512,	D399,	D.C.
68		F283490219	160759135	ALVAREZ LLC		12	\$1,300,988.23	8	0.22%	541519,	D324,	Virginia
69		F345101253	078393180	ABLEVETS LLC		353	\$1,183,494.58	1	0.20%	541512,	D399,	Virginia
70		F340819263	079635120	REDCON SOLUTIONS GROUP LLC	REDCON SOLUTIONS GROUP LLC	37	\$1,118,379.26	2	0.19%	561612,	S206,	Florida
71		F302338959	091006585	B.E.C. CO. INC	B.E.C. CO. INC.	140	\$1,077,024.00	1	0.18%	311991,	8915,	Puerto Rico
72		F530100193	809399350	ESSENTIAL CARES SUPPLIES, INC.	N/A	8	\$1,029,000.00	1	0.18%	315990,	6532,	California
73		F338291426	006153712	BONGARDS' CREAMERIES	BONGARDS CREAMERIES CENTRAL	480	\$1,022,112.00	1	0.18%	311513,	8910,	Minnesota
74		F072346018	941072936	KIM GARDNER INC	MASTER FACILITY SUPPORT	65	\$1,008,504.00	3	0.17%	561720,	S201,	California
75		F345716823	078432610	SERVIAM CONSTRUCTION, LLC		8	\$1,003,695.00	1	0.17%	236220,	Z2DA,	Pennsylvania
76		F370070517	049949834	D.V.JAHN, INC.		17	\$1,000,000.00	1	0.17%	339112,	6515,	Illinois
77		F086455695	962788258	FOUR TRIBES CONSTRUCTION SERVICES, LLC		17	\$936,375.00	2	0.16%	236220,	Y1JZ,	Maryland
78		F280019762	169935421	LIMBS & THINGS, INC.		13	\$900,914.56	1	0.15%	622110,	6515,	Georgia
79		F085977045	968544978	STERILIZ, LLC		2	\$886,479.86	4	0.15%	334413,	6515,	New York
80		F391892675	053651248	SIMPLY NUC, INC.		0	\$862,960.00	1	0.15%	334111,	7010,	Texas
81		F340921327	079513014	3D SYSTEMS, INC.	3D SYSTEMS - LANGHORNE	1,000	\$832,000.00	1	0.14%	333249,	9330,	South Carolina
82		F337669532	004225801	MICELI DAIRY PRODUCTS COMPANY		184	\$828,480.00	1	0.14%	311513,	8910,	Ohio
83		F533203456	800190782	L1 ENTERPRISES INCORPORATED		11	\$813,970.22	6	0.14%	339112,	6515,	Maryland
84		F369836695	025602258	TENTCRAFT, INC.		55	\$792,835.35	7	0.14%	332311,	5410,	Michigan
85		F224318448	117036776	CHARTER BUS PROS INC.		0	\$785,400.00	1	0.13%	485113,	V212,	New York
86		F345444810	078777639	TI2E		1	\$772,760.59	2	0.13%	541620,	F115,	Maryland
87		F572953017	841580934	INTEGRATED MEDICAL SOLUTIONS, INC		36	\$717,996.66	3	0.12%	622110,	Q201,	Texas
88		F345458699	078786255	EMPATICA, INC.		0	\$717,807.00	1	0.12%	541715,	AN13,	Massachusetts
89		F207596826	194852612	FALLS TECH, INC	MIDWEST DENTAL EQUIPMENT & SUPPLY	94	\$700,000.00	1	0.12%	339114,	6515,	Texas
90		F353439429	080705715	CARTRIDGE XCHANGE, LLC		0	\$694,350.00	3	0.12%	326199,	8415,	New Jersey
91		F086198154	962356387	INDUSTRY STANDARD USA, LLC		10	\$689,088.00	2	0.12%	561720,	S201,	New York


92		F863614091	620237953	NEW CENTURY TECHNOLOGIES, INC.		2	\$688,300.00	1	0.12%	334118,	7045,	California
93		F540528857	879816684	SYNERGY AMERICA, INC.		70	\$687,321.40	1	0.12%	541990,	R499,	Georgia
94		F086237624	962104217	GENMARK DIAGNOSTICS, INC.		194	\$670,275.00	1	0.11%	325413,	6550,	California
95		F353657660	080284229	XS SUPPLY LLC		0	\$669,023.77	5	0.11%	339113,	6530,	Florida
96		F330083030	009960909	DEJESUS-BRITT, ANDREA C		0	\$640,000.00	1	0.11%	311991,	8915,	Kansas
97		F284663389	167220065	VETERANS CONSTRUCTION, LLC		12	\$634,916.57	1	0.11%	236220,	Z1DA,	Massachusetts
98		F283175743	160348470	CHEMBIO DIAGNOSTIC SYSTEMS INC.		170	\$628,071.00	1	0.11%	541714,	AN13,	New York
99		F403550422	790889711	COMPLETE PACKAGING & SHIPPING		19	\$612,812.46	11	0.10%	444130,	5120,	New York
100		F086841282	962673161	AFTER ACTION MEDICAL AND DENTAL SUPPLY, LLC		4	\$608,048.28	2	0.10%	339112,	6515,	Indiana
101		F340637746	079204472	BLACKBIRD INDUSTRIES, INC.		2	\$607,200.00	1	0.10%	561720,	S201,	California
102		F082833646	961600272	GOVSMART, INC.		15	\$604,500.91	3	0.10%	541519,	7025,	Virginia
103		F270109018	149395936	A-TEAM SOLUTIONS LLC		164	\$592,550.40	1	0.10%	561320,	Q401,	Maryland
104		F084783045	967460978	PROCON I, LLC (PROFESSIONAL CONSULTING TECHNOLOGIES, LLC)	PROCON I, LLC (PROFESSIONAL CONSULTING TECHNOLOGIES LLC)	9	\$581,929.92	1	0.10%	517312,	5965,	Georgia
105		F820592164	619851327	ITAMAR MEDICAL, INC.	ITAMAR MEDICAL INC	99	\$581,716.00	4	0.10%	339112,	6515,	Georgia
106		F068308002	926096991	SYSTEMS TECHNOLOGIES, INC.		135	\$570,662.40	1	0.10%	541330,	D324,	New Jersey
107		F351817560	083634829	CONCEPTS INC		10	\$560,000.35	1	0.10%	541820,	R426,	Maryland
108		F372235476	041108742	CSP ENTERPRISES LLC		10	\$557,715.43	11	0.10%	541519,	7025,	Maryland
109		F345956016	078582932	SPECOPS MEDICAL SUPPLY LLC		1	\$551,400.00	1	0.09%	339115,	6515,	Texas
110		F370769305	049425098	EXCELSIOR DEFENSE INC	EXCELSIOR DEFENSE, INC.	250	\$550,406.93	4	0.09%	561612,	S206,	Florida
111		F247731589	174403865	NOR-KEM DISTRIBUTORS, INC.		7	\$550,000.00	1	0.09%	322291,	7510,	Arizona
112		F459534822	785807611	GOVERNMENT SCIENTIFIC SOURCE INCORPORATED		125	\$539,657.81	8	0.09%	334516,	6640,	Virginia
113		F238415205	106738198	COMPUTERCRAFT CORPORATION		65	\$533,000.00	1	0.09%	541330,	R499,	D.C.
114		F074311000	947033999	HUGHES GROUP LLC		193	\$529,904.32	3	0.09%	561720,	S201,	Washington
115		F339060523	005929810	NAVARRO RESEARCH AND ENGINEERING, INC.		695	\$525,000.00	2	0.09%	562910,	R799,	Tennessee

116		F574035447	847908774	CADUCEUS HEALTHCARE INC		243	\$520,849.40	6	0.09%	541990,	R430,	Georgia
117		F363270131	020149303	NEW TECH SOLUTIONS, INC.		30	\$515,800.58	7	0.09%	541519,	5805,	California
118		F331353845	003080678	HOPKINS UNIFORM COMPANY		17	\$510,180.00	2	0.09%	339112,	6515,	Michigan
119		F204359924	197085517	HUMANETICS CORPORATION		7	\$503,859.00	1	0.09%	541713,	AN13,	Minnesota
120		F353902675	080591248	NATIVE INSTINCT LLC		2	\$500,836.49	3	0.09%	339112,	6515,	Florida
121		F260275823	129148610	STEAMPUNK, INC.		85	\$500,000.00	1	0.09%	541512,	R415,	Virginia
122		F231636590	103202859	PHOENIX TEXTILE CORPORATION	PHOENIX GOVERNMENT SERVICES	125	\$498,120.00	2	0.09%	339113,	6515,	Missouri
123		F224740374	117479047	BEAUTY WAY ENERGY, INC		0	\$495,000.00	1	0.08%	423450,	6515,	Arizona
124		F220905919	119598535	TAYLOR BOYS PRODUCE, INC.		0	\$480,000.00	1	0.08%	311991,	8915,	South Carolina
125		F224636189	117202365	GENESIS VENTURE SUPPLY LLC		0	\$471,388.50	2	0.08%	339113,	6515,	Louisiana
126		F340556164	079882327	STREAM HEALTH INCORPORATED		2	\$470,500.00	2	0.08%	339113,	6515,	Georgia
127		F269085928	125968516	DICK N DON INCORPORATED		12	\$465,000.00	1	0.08%	311991,	8915,	Oregon
128		F079762447	945421774	EASTERDAY FARMS PRODUCE, CO.		0	\$459,200.00	1	0.08%	311991,	8915,	Washington
129		F233711943	100433570	ARCADIOS PRODUCE INC		0	\$459,100.00	1	0.08%	311991,	8915,	California
130		F206584803	192867690	GLOCOMS GROUP, INC, THE		10	\$443,005.06	3	0.08%	561110,	R499,	Illinois
131		F867368403	624026790	KAPILI SERVICES, LLC		0	\$441,632.32	5	0.08%	541990,	R499,	Florida
132		F082909981	961595563	CANETE, LLC		1	\$441,600.00	1	0.08%	561720,	S201,	Alaska
133		F319973814	035540637	HGS ENGINEERING, INC.		49	\$440,983.44	1	0.08%	561210,	S201,	Alabama
134		F536610492	802239751	1ST AMERICAN MEDICAL DISTRIBUTORS, INC.		5	\$439,271.00	2	0.08%	339113,	6515,	Tennessee
135		F228201733	116193400	ADVANCED COMPUTER CONCEPTS, INC.		45	\$439,214.20	3	0.08%	541519,	7035,	Virginia
136		F378714645	046437278	INTEGRITY NATIONAL CORPORATION		120	\$428,923.44	3	0.07%	561210,	S201,	Maryland
137		F345570311	078849033	FIDELIS SUSTAINABILITY DISTRIBUTION LLC		5	\$414,719.88	5	0.07%	339113,	6515,	Nevada
138		F377609947	044295574	MARIN PRODUCE CO INC		0	\$400,000.00	1	0.07%	311991,	8915,	California
139		F534530214	807809137	HAMHED LIMITED LIABILITY COMPANY		90	\$398,326.00	4	0.07%	561720,	S201,	Indiana
140		F361169753	023325480	UNICARE BUILDING MAINTENANCE INC		14	\$397,813.01	4	0.07%	561720,	S201,	Texas
141		F015689589	938265865	SOFTWARE		17	\$395,370.35	2	0.07%	541519,	7030,	D.C.

				INFORMATION RESOURCE CORP.								
142		F345439549	078705875	WORLDWIDE CONSTRUCTION SOLUTIONS LLC	WORLDWIDE CONSTRUCTION SOLUTIONS LLC	2	\$391,744.46	1	0.07%	238220	Y1DA	Texas
143		F338313036	006030902	BURNETTE FOODS, INC.	ELK RAPIDS	480	\$391,635.00	1	0.07%	311421	8915	Michigan
144		F345475655	078748288	RUSSELL GROUP UNITED, LLC, THE		9	\$388,555.66	1	0.07%	337215	7110	Ohio
145		F579194853	845357680	WALTER THOMAS & ASSOCIATES, INCORPORATED		4	\$382,950.00	1	0.07%	236220	N041	California
146		F329964750	015527489	INSIGHT POLICY RESEARCH INC		26	\$366,069.00	1	0.06%	541720	R499	Virginia
147		F353361927	080023514	RIGHTSOURCE DIGITAL SERVICES INC.	RIGHTSOURCE DIGITAL SERVICES INC.	16	\$365,320.32	2	0.06%	561499	R612	Illinois
148		F327235452	014108781	MARBURGER FARM DAIRY INC		110	\$359,518.95	1	0.06%	311511	8910	Pennsylvania
149		F227258753	114186480	MEDSTAFF NATIONWIDE LLC		0	\$354,000.00	2	0.06%	339113	6515	Connecticut
150		F089730913	965409530	AMERICAS BEST AT WORK CORPORATION		1	\$352,800.00	1	0.06%	561720	J079	Illinois
151		F089803594	965690857	UNIMED GOVERNMENT SERVICES, LLC		1	\$341,850.00	1	0.06%	423450	6515	Minnesota
152		F353072468	080941726	B&O JOINT VENTURE, LLC		0	\$338,776.00	1	0.06%	561720	S201	Texas
153		F457272157	784141384	PREMIER AND COMPANIES INCORPORATED		15	\$338,613.06	457	0.06%	424120	7510	New York
154		F511307482	833094761	AAA GENERAL CONTRACTORS, LLC		5	\$336,828.22	1	0.06%	236220	Y1DA	Texas
155		F311578421	033846713	WILLIAMS BUILDING COMPANY, INC.		45	\$333,700.00	1	0.06%	236220	C1AZ	Massachusetts
156		F336067538	002924806	LAKOTA ENTERPRISES, INC.		7	\$333,375.00	1	0.06%	423450	6515	South Dakota
157		F353785456	080468782	BAKER JR, WILSON	BAKER JR, WILSON	1	\$331,989.17	1	0.06%	561320	Q522	Maryland
158		F313782730	030461409	GCC TECHNOLOGIES, LLC		169	\$330,420.60	1	0.06%	541611	R499	Maryland
159		F328226878	016112646	ARDENT TECHNOLOGIES INC.		35	\$329,076.60	1	0.06%	518210	D399	Ohio
160		F560049643	829975270	ALLPRO STAFFNET LIMITED-LIABILITY COMPANY		25	\$324,801.90	3	0.06%	561320	Q999	Tennessee
161		F306204788	092197466	CHARM SCIENCES, INC		260	\$319,520.00	1	0.05%	334516	6515	Massachusetts
162		F568502978	826891546	TRUETANDEM, LLC		21	\$318,250.23	1	0.05%	313311	R499	Virginia
163		F228004995	116997558	ALPINE CONGLOMERATE, LLC		0	\$316,250.00	1	0.05%	326299	6515	Michigan
164		F386466315	062722038	AMERICAN PURCHASING	D/B/A AMERICAN MEDICAL DEPOT	147	\$313,372.50	3	0.05%	339113	6515	Florida

			SERVICES, LLC									
165		F831527397	603814054	GOVERNMENT ACQUISITIONS, INC.	45	\$306,261.00	1	0.05%	541519,	7010,	Ohio	
166		F255954628	188587216	SITA BUSINESS SYSTEMS, INC.	3	\$305,714.27	25	0.05%	424120,	6515,	Virginia	
167		F279089546	145965872	HMS TECHNOLOGIES, INC.	275	\$302,818.17	2	0.05%	541519,	7050,	West Virginia	
168		F535291342	808153071	RWD CONSULTING, LLC	8	\$300,000.00	1	0.05%	561210,	Z1JZ,	D.C.	
169		F214920600	137519299	ENVISIONTEC, INC.	107	\$299,354.00	1	0.05%	339999,	3610,	Michigan	
170		F353454504	080787897	JOHNSON VENTURE MANAGEMENT SOLUTIONS, INC.	0	\$297,096.00	1	0.05%	621999,	Q999,	Texas	
171		F451026506	783912892	PRECEPT MEDICAL PRODUCTS, INC.	172	\$295,893.00	2	0.05%	339113,	6530,	North Carolina	
172		F278309146	146095372	HALCO FASTENERS, INC.	0	\$292,100.00	2	0.05%	339113,	6515,	California	
173		F834570953	607849580	WJM PROFESSIONAL SERVICES L.L.C.	14	\$292,078.08	2	0.05%	561320,	Q201,	Maryland	
174		F821375450	613048789	RELIANCE WHOLESALE, INC.	35	\$291,337.50	1	0.05%	339113,	6532,	Florida	
175		F535693479	808250745	FAVOR TECHCONSULTING, LLC	344	\$290,344.80	1	0.05%	541512,	D399,	Virginia	
176		F089712529	965431815	MINBURN TECHNOLOGY GROUP, LLC	10	\$288,715.94	7	0.05%	511210,	7030,	Virginia	
177		F234023690	107910259	NOBLE SALES CO INC	10	\$287,439.33	584	0.05%	444130,	5120,	Massachusetts	
178		F513381708	830063496	ALDEVRA LLC	14	\$286,376.47	2	0.05%	339113,	8465,	Michigan	
179		F254012424	187931717	INSPECTION EXPERTS, INC.	85	\$282,257.23	2	0.05%	561720,	S201,	Nebraska	
180		F353838444	080606777	AKIVA TECHNOLOGIES, LLC	1	\$277,380.00	1	0.05%	326299,	6515,	Virginia	
181		F570590790	849859459	DESIGN BUILD, LLC.	191	\$276,663.80	2	0.05%	561720,	S201,	Puerto Rico	
182		F353441979	080773545	RB MANAGEMENT CONSULTANTS LLC	2	\$275,844.92	1	0.05%	541611,	R499,	Virginia	
183		F564467249	827724175	INNOVATIVE CONSULTING & MANAGEMENT SERVICES, LLC	10	\$274,823.87	15	0.05%	561720,	S201,	Maryland	
184		F212595030	131858909	GMD SHIPYARD CORP.	25	\$274,757.11	1	0.05%	336611,	J998,	New York	
185		F226069277	112925144	NATUS MEDICAL INCORPORATED	150	\$271,874.68	1	0.05%	334510,	6515,	California	
186		F338114227	006337114	ADVANCED NATIONWIDE SECURITY CORPORATION	3	\$271,320.00	1	0.05%	561720,	S201,	Florida	
187		F210639538	139205806	BROUGHTON PHARMACEUTICALS, LLC	10	\$266,080.00	2	0.05%	339113,	6515,	Georgia	

188		F392614364	051237027	FEDSTORE CORPORATION		25	\$263,944.70	2	0.05%	541519,	7030,	Maryland
189		F395950836	058589602	AVRAM CORPORATION, INC.		18	\$263,748.19	1	0.05%	541990,	R499,	Florida
190		F209121639	195313205	EXCET, INC.		69	\$263,332.33	1	0.05%	541712,	R425,	Virginia
191		F560204931	829197503	8-KOI, INC.		1	\$260,611.00	1	0.04%	423450,	6515,	Florida
192		F224155591	117388853	MODESTO MANAGEMENT LLC		0	\$259,944.00	1	0.04%	561720,	S201,	Illinois
193		F382936090	061502959	NATURAL DIRECT, LLC		0	\$258,444.00	1	0.04%	311999,	8915,	Illinois
194		F268293398	126150056	FI CONSULTING, INC.		46	\$253,718.16	2	0.04%	541611,	R408,	Virginia
195		F455445021	788778913	CASK TECHNOLOGIES, LLC		22	\$250,000.00	1	0.04%	541511,	D308,	Virginia
196		F358879064	086645927	TRENDCO LLC		0	\$249,998.20	3	0.04%	339113,	6515,	South Carolina
197		F340924044	079517977	SAN DIEGO, ALLAN		10	\$249,900.00	1	0.04%	339113,	6515,	California
198		F330044081	009977963	STANDARD COMMUNICATIONS, INC.		62	\$249,375.00	1	0.04%	339113,	6530,	Virginia
199		F539831322	805603011	EVENTSTAR STRUCTURES CORPORATION		30	\$240,000.00	1	0.04%	339113,	6515,	Florida
200		F538897658	806654286	NEIE MEDICAL WASTE SERVICES, LLC		44	\$239,016.28	3	0.04%	562111,	S222,	Pennsylvania

Source:  FEDMINE analysis of Federal Procurement Data system - Next Generation Data (FPDS-NG)