




## Customized Listing from Search Criteria

FY: 2020 

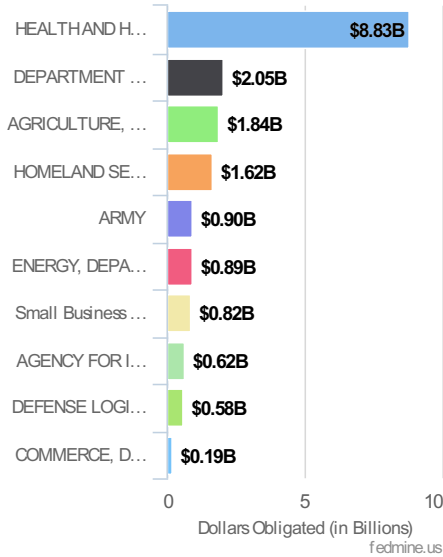
-  **TIP 1:** Reveal specific federal markets by clicking any dark blue NAICS or PSC code from their respective columns
-  **TIP 2:** Click on any dark blue DUNS Number to view its FEDMINE Company Profile
-  **TIP 3:** Click on any light blue dollar amount to view details comprising that total

Total Actions : 38,743  
Total Amount : \$19.13B  
Total Companies : 5,840

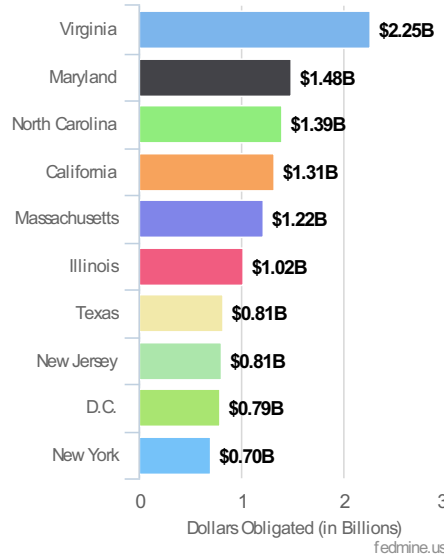
### Selected Criteria

Year: 2020 Type: By (Contracting) Agency National Interest Action Code: P20C - COVID-19 2020 Agency: SHOWING RESULTS FOR ALL AGENCIES

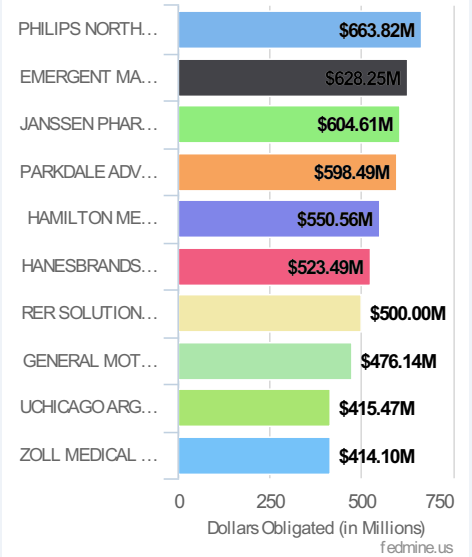
#### Top 10 Agencies



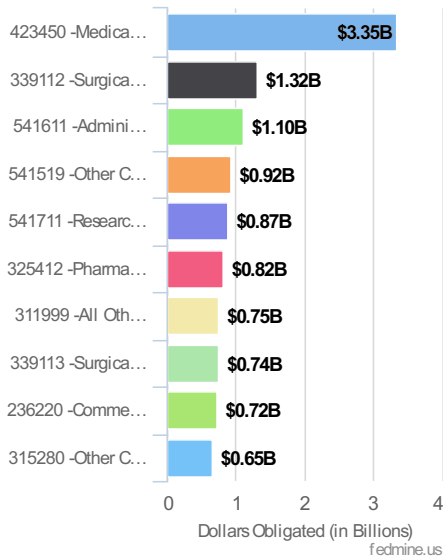
#### Top 10 States (Company HQ)



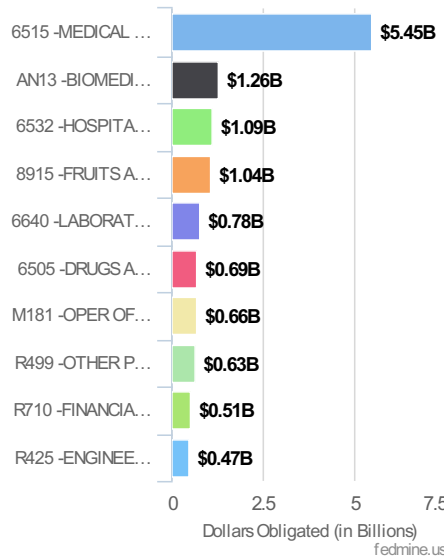
#### Top 10 Prime Contractors



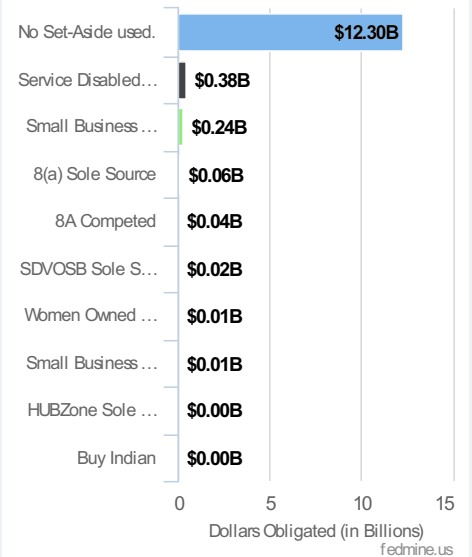
#### Top 10 Industry Codes



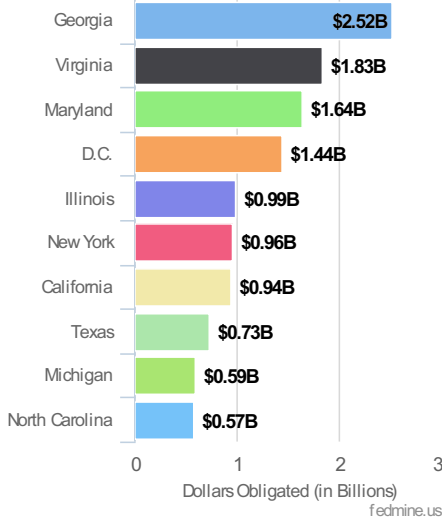
#### Top 10 Product Codes



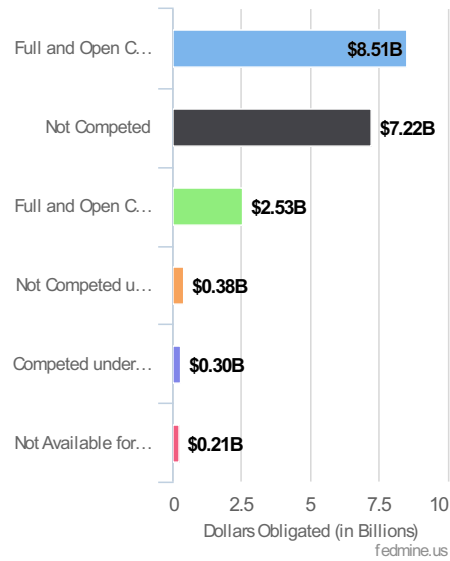
#### Top 10 Type Of Setaside



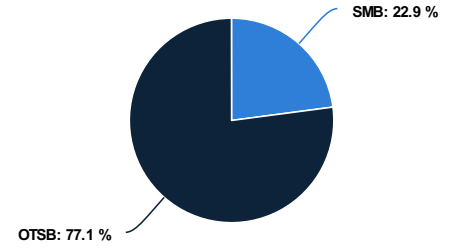
### Top 10 States (Place Of Performance)



### Top 10 Competition Categories



### Small Business vs Other than Small Business



Rank	Verified VOSB / SDVOSB	Fedmine ID	Company Name	Division Name	# Employees	Total Dollars	No of Actions	%	NAICS Code	PSC Code	State (HQ)
1		F291556528	PHILIPS NORTH AMERICA LLC	HEALTHCARE SOLUTIONS GROUP	15,508	\$663,821,956.40	47	3.47%	334510,	6515,	Massachusetts
2		F085128512	EMERGENT MANUFACTURING OPERATIONS BALTIMORE LLC		802	\$628,250,000.00	1	3.28%	236210,	AN13,	Maryland
3		F340707125	JANSSEN PHARMACEUTICALS INC		126,500	\$604,610,207.00	2	3.16%	541711,	6505,	New Jersey
4		F224745031	PARKDALE ADVANCED MATERIALS, INC.		0	\$598,493,714.50	11	3.13%	423450,	6515,	North Carolina
5		F277907670	HAMILTON MEDICAL, INC.		700	\$550,555,846.10	22	2.88%	339112,	6515,	Nevada
6		F862797466	HANESBRANDS INC.	HANESBRANDS, INC	50,000	\$523,492,000.00	6	2.74%	423450,	6640,	North Carolina
7		F830503520	RER SOLUTIONS, INC.		23	\$500,000,000.00	5	2.61%	541611,	R710,	Virginia
8		F348118387	GENERAL MOTORS LLC	GLOBAL PROPULSION SYSTEMS	295,000	\$476,143,047.40	2	2.49%	423450,	6515,	Michigan
9		F867770085	UCHICAGO ARGONNE, LLC		3,000	\$415,467,927.76	7	2.17%	541710,	M181,	Illinois
10		F399181765	ZOLL MEDICAL CORPORATION		2,000	\$414,104,229.98	53	2.16%	334510,	6515,	Massachusetts
11		F548928985	ASTRAZENECA PHARMACEUTICALS LP		57,500	\$413,200,000.00	1	2.16%	325412,	AN13,	Delaware
12		F584427485	CHEMONICS INTERNATIONAL, INC		2,500	\$407,071,749.08	18	2.13%	541611,	R425,	D.C.
13		F260932859	DATEX-OHMEDA INC		300,000	\$403,020,602.29	21	2.11%	339113,	6515,	Wisconsin
14		F389480987	REMEL INC.		57,000	\$390,751,225.93	6	2.04%	423450,	6515,	Kansas
15		F224779521	PHLOW CORP.		0	\$360,284,721.85	2	1.88%	424210,	6505,	Virginia
16		F270913620	DELL FEDERAL SYSTEMS L.P.		100,000	\$329,657,933.55	34	1.72%	541519,	D319,	Texas

17		F334032905	BATTELLE MEMORIAL INSTITUTE		20,000	\$319,708,149.20	29	1.67%	541711, AN13,	Ohio
18		F338241356	3M COMPANY	GOVERNMENT MARKETS	90,000	\$316,955,061.17	244	1.66%	339113, 6515,	Minnesota
19		F340685436	SAN MAR CORPORATION		0	\$217,000,000.00	1	1.13%	315280, 6532,	Washington
20		F205972112	HONEYWELL SAFETY PRODUCTS USA, INC.		5,960	\$209,113,759.00	8	1.09%	423450, 6515,	Rhode Island
21		F303374690	CARIBBEAN PRODUCE EXCHANGE, LLC		165	\$206,240,000.00	2	1.08%	311999, 8915,	Puerto Rico
22		F568364187	ABBOTT RAPID DX NORTH AMERICA, LLC		5,553	\$206,190,485.00	10	1.08%	325413, 6515,	Florida
23		F290003798	LEIDOS BIOMEDICAL RESEARCH, INC.		43,000	\$198,433,833.00	18	1.04%	541715, AN12,	Maryland
24		F402788158	AMERICAN MEDICAL RESPONSE, INC.	AMERICAN MEDICAL RESPONSE	25,000	\$197,160,081.64	17	1.03%	621910, Q999,	Colorado
25		F331257786	AECOM TECHNICAL SERVICES, INC.	CORPORATE OFFICE	100,000	\$188,465,820.24	30	0.98%	236220, Y1DZ,	California
26		F207023262	AMERICA'S BLOOD CENTERS		17	\$186,578,606.00	7	0.98%	541990, R499,	D.C.
27		F338002969	TURNER CONSTRUCTION COMPANY		157,689	\$182,794,374.00	16	0.96%	236220, C1DZ,	New York
28		F341629098	G.A. FOOD SERVICES OF PINELLAS COUNTY, INC.		339	\$148,225,090.50	5	0.77%	311999, 8915,	Florida
29		F256295541	LIFE TECHNOLOGIES CORPORATION		10,000	\$139,718,370.33	10	0.73%	334516, 6640,	California
30		F535586905	V3GATE, LLC		32	\$113,771,723.34	6	0.59%	541519, 7035,	Colorado
31		F311279010	TULSA FRUIT COMPANY		49	\$107,840,330.00	3	0.56%	311991, 8915,	Oklahoma
32		F386466315	AMERICAN PURCHASING SERVICES, LLC	D/B/A AMERICAN MEDICAL DEPOT	147	\$100,965,054.65	19	0.53%	339112, 6515,	Florida
33		F340642175	IMMEDIATE RESPONSE TECHNOLOGIES, LLC		1,089	\$99,113,375.17	9	0.52%	423450, 6515,	Maryland
34		F330627627	LELAND STANFORD JUNIOR UNIVERSITY, THE		10,100	\$97,886,577.79	8	0.51%	541712, B529,	California
35		F207541210	REGENERON PHARMACEUTICALS, INC.		1,704	\$92,984,806.00	1	0.49%	541711, AN13,	New York
36		F228077929	GOLDSCHMITT-CRI LLC		0	\$92,790,200.00	2	0.48%	518210, D318,	Virginia
37		F364940783	BROOKHAVEN SCIENCE ASSOCIATES, LLC		2,910	\$91,535,332.04	4	0.48%	541712, M1HA,	New York
38		F305827225	GOLD STAR FOODS, INC.		0	\$91,521,800.00	1	0.48%	311999, 8905,	California
39		F339307576	W. S. DARLEY & CO.		200	\$84,681,321.28	16	0.44%	333415, 4120,	Illinois
40		F515367699	RETRACTABLE TECHNOLOGIES, INC.		137	\$83,788,439.80	1	0.44%	325414, 6515,	Texas
41		F512463078	COLOSSAL CONTRACTING, LLC	COLOSSAL CONTRACTING, LLC	28	\$81,751,975.71	11	0.43%	541519, 7035,	Maryland
42		F538874532	FEDERAL RESOURCES SUPPLY COMPANY		66	\$80,045,820.43	4	0.42%	333316, 4240,	Maryland

43		F350508414	FOUR POINTS TECHNOLOGY, L.L.C.		51	\$77,186,152.57	62	0.40%	541519, 6515,	Virginia
44		F560280182	BORDEN DAIRY COMPANY		0	\$72,898,396.22	2	0.38%	311513, 8910,	Texas
45		F564427934	IRON BOW TECHNOLOGIES, LLC		32,000	\$72,396,985.86	52	0.38%	334111, 7021,	Virginia
46		F300227654	UT BATTELLE LIMITED LIABILITY COMPANY	REIMBURSABLE WORK	4,000	\$72,364,946.81	6	0.38%	561210, M181,	Tennessee
47		F352175061	FEDERAL GOVERNMENT EXPERTS, LLC	FEDERAL GOVERNMENT EXPERTS, LLC	1	\$70,800,000.00	10	0.37%	339113, 6515,	Virginia
48		F331699621	AMERICAN NATIONAL RED CROSS, THE		20,000	\$68,906,560.00	6	0.36%	541990, R499,	D.C.
49		F862862676	METROPOLITAN PIER AND EXPOSITION AUTHORITY	METROPOLITAN PIER AND EXPOSITION AUTHORITY	400	\$65,526,533.25	6	0.34%	236220, Z2DA,	Illinois
50		F370394121	FEDERAL EXPRESS CORPORATION		280,000	\$60,750,000.00	3	0.32%	492110, R602,	Tennessee
51		F098422777	CEPHEID		934	\$58,173,761.54	111	0.30%	334516, 6640,	California
52		F089839601	LIBERTY IT SOLUTIONS, LLC		340	\$58,057,237.96	9	0.30%	541512, D399,	Virginia
53		F358828559	PACIFIC COAST FRUIT COMPANY		400	\$57,960,000.00	2	0.30%	311999, 8910,	Oregon
54		F337679885	HILL-ROM, INC.	HILLROM COMPANY	6,500	\$56,751,209.53	74	0.30%	339113, 6530,	Indiana
55		F512404950	RITE AID HDQTRS. CORP.		0	\$56,400,000.00	4	0.29%	621511, Q301,	Pennsylvania
56		F335089381	WALGREEN CO.	WALGREEN CO.	204,000	\$54,603,200.00	4	0.29%	621511, Q301,	Illinois
57		F258609610	PALLADIUM INTERNATIONAL, LLC		1,550	\$52,407,153.00	4	0.27%	541990, R799,	D.C.
58		F531174470	C & C PRODUCE, INC.		160	\$50,764,000.00	2	0.27%	311991, 8915,	Missouri
59		F234967624	PHOENIX AIR GROUP, INC.	N/A	155	\$50,607,540.34	4	0.26%	481211, R429,	Georgia
60		F368294619	CDW GOVERNMENT LLC		5,061	\$50,282,825.17	11	0.26%	541519, 7050,	Illinois
61		F355638020	E3HEALTH SOLUTIONS, LLC		0	\$49,893,750.00	7	0.26%	621511, Q301,	Texas
62		F338742433	MAYO CLINIC		58,500	\$48,927,887.00	2	0.26%	541714, AN12,	Minnesota
63		F311776398	MEDEA INC.	MEDEA INC	0	\$48,799,999.30	10	0.26%	423450, 6515,	California
64		F377970717	DRAEGER, INC.		9,500	\$48,421,962.30	19	0.25%	339112, 6515,	Pennsylvania
65		F316054748	BATTELLE MEMORIAL INSTITUTE	PACIFIC NORTHWEST NATIONAL LABORATORY	7,700	\$47,555,179.22	7	0.25%	541710, M181,	Washington
66		F353554421	THOMAS SCIENTIFIC, LLC	THOMAS SCIENTIFIC LLC	110	\$47,333,404.82	41	0.25%	339112, 6515,	New Jersey
67		F388452098	DAI GLOBAL, LLC		2,280	\$47,282,061.00	6	0.25%	541990, R499,	Maryland
68		F345709615	HAUGLAND ENERGY GROUP LLC		0	\$46,971,894.64	4	0.25%	236220, Y1DZ,	New York
69		F535643419	HIGHLIGHT TECHNOLOGIES, LLC		74	\$46,200,339.84	6	0.24%	541513, R605,	Virginia




70		F340960546	PRICEWATERHOUSECOOPERS PUBLIC SECTOR LLP		35,759	\$45,728,690.52	14	0.24%	541990,	R408,	Virginia
71		F320262958	DELOITTE CONSULTING LLP		13,000	\$44,432,400.15	33	0.23%	541519,	D308,	Virginia
72		F394097384	AMERICAN TYPE CULTURE COLLECTION		400	\$44,312,533.70	6	0.23%	541990,	R499,	Virginia
73		F338126009	PRAIRIE FARMS DAIRY, INC.		5,781	\$44,233,000.00	1	0.23%	311513,	8910,	Illinois
74		F338006929	YOUNG & RUBICAM LLC	YOUNG & RUBICAM LLC	10,000	\$44,050,476.00	8	0.23%	541810,	R701,	New York
75		F338172336	GOODMAN FOOD PRODUCTS	DON LEE FARMS	255	\$43,812,500.00	1	0.23%	311999,	8905,	California
76		F362102056	BEVERLY KNITS, INC.		0	\$43,000,000.00	1	0.22%	315280,	6532,	North Carolina
77		F338000595	STANDARD TEXTILE CO., INC.	STANDARD TEXTILE COMPANY	2,000	\$41,964,350.48	10	0.22%	423450,	6515,	Ohio
78		F835782505	DYNACORP INTERNATIONAL LLC		10,700	\$40,641,351.64	4	0.21%	541611,	R408,	Texas
79		F584216782	PERFECT PACT, LLC		0	\$40,144,800.00	2	0.21%	311991,	8915,	Ohio
80		F386535919	T-REX CONSULTING CORPORATION		35	\$39,172,885.00	2	0.20%	541512,	R799,	Maryland
81		F071154012	CRE8AD8, LLC		0	\$39,125,000.00	1	0.20%	311999,	8905,	Texas
82		F089969725	CH2M HILL B&W WEST VALLEY, LLC		23,500	\$39,074,492.47	5	0.20%	562910,	P400,	Colorado
83		F516810043	FLUOR-B&W PORTSMOUTH LLC		33,000	\$39,032,000.00	5	0.20%	562910,	P500,	Ohio
84		F332124832	MERCK SHARP & DOHME CORP.		65,877	\$38,033,570.00	1	0.20%	541711,	AN13,	New Jersey
85		F187662901	MAXIMUS FEDERAL SERVICES, INC.		650	\$37,936,470.00	22	0.20%	522110,	R710,	Virginia
86		F280235989	AMERICARE, LLC		6	\$37,765,888.00	6	0.20%	339113,	6515,	Georgia
87		F340758212	MISTICA FOODS, LLC		28	\$35,490,000.00	2	0.19%	311612,	8905,	Illinois
88		F836581277	MENU MAKER FOODS, INC.		0	\$35,458,002.28	2	0.19%	311612,	8905,	Missouri
89		F352648002	ECC ENVIRONMENTAL LLC		0	\$34,609,791.61	4	0.18%	236220,	Z2JZ,	California
90		F087500751	VETERANS HEALTHCARE SUPPLY SOLUTIONS, INC.		11	\$33,650,720.47	33	0.18%	339112,	6515,	Florida
91		F516033325	B3 GROUP, INC.		44	\$33,526,930.14	5	0.18%	541512,	D399,	Virginia
92		F266895292	MARATHON MEDICAL CORPORATION		18	\$33,277,659.16	25	0.17%	339112,	6515,	Colorado
93		F332606206	BECTON, DICKINSON AND COMPANY		28,000	\$33,276,612.08	24	0.17%	423450,	6640,	New Jersey
94		F303518675	THE BOSTON CONSULTING GROUP INC		5,900	\$33,081,518.74	13	0.17%	541611,	R410,	Maryland
95		F837382783	AT&T MOBILITY NATIONAL ACCOUNTS, LLC		260,000	\$32,820,494.47	9	0.17%	517312,	D304,	Maryland
96		F547980329	GILBANE FEDERAL		295	\$32,735,357.98	12	0.17%	236220,	C1DZ,	California
97		F369783035	MEDLINE INDUSTRIES, INC.		9,000	\$32,623,582.02	91	0.17%	339113,	6515,	Illinois


98		F539547308	RESMED INC.		3,400	\$31,982,100.00	3	0.17%	423450,	6515,	California
99		F530554287	THUNDERCAT TECHNOLOGY, LLC		54	\$31,872,256.45	32	0.17%	541519,	7030,	Virginia
100		F332232720	HARDWOOD PRODUCTS COMPANY LP		360	\$31,513,993.09	14	0.16%	339113,	6515,	Maine
101		F402436207	HENSEL PHELPS CONSTRUCTION CO		2,243	\$31,384,207.00	7	0.16%	236220,	Y1EZ,	Virginia
102		F567053554	RCG OF NORTH CAROLINA, LLC		1	\$31,282,618.04	15	0.16%	339113,	6515,	North Carolina
103		F339272977	SUREWERX USA INC.		35	\$31,014,280.00	2	0.16%	622110,	6532,	Illinois
104		F998029639	BIOFIRE DEFENSE, LLC		9,800	\$30,502,547.14	54	0.16%	334516,	6515,	Utah
105		F314236725	LIVEOPS AGENT SERVICES LLC		0	\$29,980,000.00	8	0.16%	561422,	D399,	Arizona
106		F230267011	PROTEIN SCIENCES CORPORATION		115	\$29,925,884.00	1	0.16%	325414,	6505,	Connecticut
107		F352394150	O&M HALYARD, INC.	O&M HALYARD, INC.	0	\$29,876,224.10	9	0.16%	325199,	6515,	Virginia
108		F273454914	FIVE STAR GOURMET FOODS, INC.		35	\$29,250,000.00	1	0.15%	311991,	8915,	California
109		F388614418	MOLDEX-METRIC, INC.		251	\$28,709,796.31	8	0.15%	423450,	6532,	California
110		F398197873	QUEST DIAGNOSTICS INCORPORATED		11,000	\$28,305,642.52	44	0.15%	621511,	Q301,	New Jersey
111		F386083265	HEEREN, LLC	HEEREN LLC	150	\$28,042,812.00	1	0.15%	311991,	8915,	Michigan
112		F220445538	B.L. HARBERT INTERNATIONAL, L.L.C.	BLHI U.S. OPERATIONS	4,500	\$27,903,744.00	5	0.15%	236220,	Y1AA,	Alabama
113		F340484287	GOURMET GORILLA, INC.		0	\$27,584,893.72	1	0.14%	311612,	8905,	Illinois
114		F186213096	PALANTIR TECHNOLOGIES INC.		550	\$26,923,687.76	6	0.14%	511210,	7030,	California
115		F403743470	AVAYA FEDERAL SOLUTIONS, INC.		18,100	\$26,574,506.88	7	0.14%	517110,	D399,	Virginia
116		F340013645	MID-AMERICA CONVERSION SERVICES, LLC		1,658	\$26,170,000.00	4	0.14%	325180,	M1PD,	Tennessee
117		F405808065	ROBINS & MORTON GROUP, THE		750	\$25,925,691.61	4	0.14%	236220,	Y1DZ,	Alabama
118		F320897178	LONGHORN VACCINES AND DIAGNOSTICS, LLC	LONGHORN VACCINES AND DIAGNOSTICS, LLC	6	\$25,797,500.20	4	0.13%	339112,	6515,	Maryland
119		F210108249	INDRASOFT INCORPORATED		6	\$25,756,343.29	2	0.13%	541519,	7030,	Virginia
120		F832649656	INNOVATIVE EMERGENCY MANAGEMEN		225	\$25,294,029.52	3	0.13%	541611,	R499,	North Carolina
121		F395909910	ABT ASSOCIATES, INC.		1,106	\$25,231,938.00	4	0.13%	541990,	R425,	Maryland
122		F353260333	GENENTECH, INC.		11,079	\$25,100,000.00	1	0.13%	541714,	6505,	California
123		F512943554	TASTY BRANDS, LLC		0	\$24,993,139.82	2	0.13%	311612,	8905,	New York
124		F837385547	DIMARE FRESH, INC.		336	\$24,363,660.00	1	0.13%	311991,	8915,	Texas
125		F340492387	DLX ENTERPRISES, LLC	DEPLOYED LOGIX	7	\$24,289,610.00	2	0.13%	624230,	5410,	Oregon

126		F396078507	SOPAKCO, INC.	SOPAKCO, INC.	700	\$24,085,052.88	9	0.13%	311991, 8970,	South Carolina
127		F345582905	ICAHN SCHOOL OF MEDICINE AT MOUNT SINAI	FUND ACCOUNTING, FINANCIAL DIVISION	8,956	\$23,537,610.43	8	0.12%	541711, AN12,	New York
128		F080994916	GVS FILTRATION INC.		0	\$23,310,000.00	1	0.12%	622110, 6515,	Ohio
129		F351445087	ACUMEN, LLC		222	\$22,674,841.00	3	0.12%	541611, R410,	California
130		F373973137	THE MITRE CORPORATION		7,563	\$22,549,306.32	10	0.12%	541618, D399,	Virginia
131		F228066763	AVMEDICAL, LLC		0	\$22,063,165.23	35	0.12%	339113, 6515,	Tennessee
132		F369868176	OSI INDUSTRIES, LLC		0	\$22,001,720.00	2	0.11%	311612, 8905,	Illinois
133		F516742773	VENERGY GROUP, LLC	VENERGY GROUP	39	\$21,899,340.65	25	0.11%	238990, H999,	Florida
134		F282323629	MILITARY PRODUCE GROUP, LLC		128	\$21,600,000.00	1	0.11%	311991, 8915,	Virginia
135		F569660125	MCKINSEY & COMPANY, INC. WASHINGTON D.C.		52	\$21,171,983.00	13	0.11%	541618, R408,	D.C.
136		F335257470	THE MERCHANTS COMPANY		875	\$21,106,608.00	2	0.11%	311999, 8905,	Mississippi
137		F283832948	BURLINGTON INDUSTRIES LLC	BURLINGTON FABRICS	4,520	\$21,000,000.00	1	0.11%	423450, 6515,	North Carolina
138		F326596177	ALCHEM LABORATORIES CORP		20	\$20,747,018.00	2	0.11%	541714, AN13,	Florida
139		F347448313	MARSHFIELD CLINIC		7,340	\$20,604,423.00	2	0.11%	541990, R499,	Wisconsin
140		F182949644	UNIFIRE, INC.		11	\$20,543,600.00	2	0.11%	423450, 6515,	Washington
141		F366580014	AGILITI HEALTH, INC.		2,000	\$20,519,423.73	5	0.11%	444190, 4940,	Minnesota
142		F831402134	METRO LOGICS, INC.		101	\$20,288,858.00	1	0.11%	493110, R429,	Mississippi
143		F831527397	GOVERNMENT ACQUISITIONS, INC.		45	\$20,107,119.69	8	0.11%	541519, 5805,	Ohio
144		F998083907	MINUTECLINIC, L.L.C.		0	\$20,000,000.00	3	0.10%	621511, Q301,	Rhode Island
145		F224759348	VPL MEDICAL, INC.	VPL MEDICAL, INC.	0	\$19,913,800.00	3	0.10%	339113, 6515,	California
146		F327137376	DERSTINES, INC.		65	\$19,791,997.68	2	0.10%	311991, 8915,	Pennsylvania
147		F221338777	TANTUS TECHNOLOGIES, INC.		70	\$19,337,881.15	1	0.10%	541512, R408,	Virginia
148		F351658824	RENZI BROS., INC.	RENZI BROS., INC.	170	\$19,229,800.00	1	0.10%	311612, 8905,	New York
149		F210801682	L.A. SPECIALTY PRODUCE CO.		463	\$18,699,625.00	2	0.10%	311991, 8915,	California
150		F338065594	BOOZ ALLEN HAMILTON INC.		12,000	\$18,570,858.41	22	0.10%	541611, R499,	Virginia
151		F539075392	ALLIANCE FOR SUSTAINABLE ENERGY, LLC		20,800	\$18,256,443.61	4	0.10%	541711, M181,	Colorado
152		F574035447	CADUCEUS HEALTHCARE INC		243	\$18,226,643.88	15	0.10%	561320, R499,	Georgia
153		F339231707	W. W. GRAINGER, INC.	GOVERNMENT SALES DIVISION	0	\$18,178,472.98	44	0.10%	339112, 6515,	Illinois
154		F319391844	CASH-WA DISTRIBUTING CO. OF KEARNEY, INC.	CASH-WA DISTRIBUTING CO.	570	\$18,165,600.00	1	0.09%	311511, 8910,	Nebraska

155		COMBAT MEDICAL SYSTEMS, LLC		24	\$18,080,274.80	4	0.09%	423210, 6530,	North Carolina
156		FCN, INC.		100	\$17,999,571.46	22	0.09%	541519, 7030,	Maryland
157		VION CORPORATION		170	\$17,782,062.49	2	0.09%	334111, 5340,	Virginia
158		RICH CHICKS, LLC		33	\$17,774,480.00	1	0.09%	311999, 8905,	California
159		CLARK CONSTRUCTION GROUP, LLC		2,500	\$17,627,545.00	8	0.09%	236220, Y1PZ,	Maryland
160		OPTUMHEALTH CARE SOLUTIONS, LLC		260,000	\$17,328,420.00	1	0.09%	541990, R499,	Minnesota
161		ST. JUDE CHILDREN'S RESEARCH HOSPITAL		3,178	\$17,172,777.00	4	0.09%	541711, AN12,	Tennessee
162		C.H. ROBINSON COMPANY INC.		900	\$17,000,000.00	2	0.09%	488510, V999,	Minnesota
163		FEDEX CUSTOM CRITICAL, INC.	FEDEX CUSTOM CRITICAL, INC.	687	\$17,000,000.00	2	0.09%	484210, V999,	Ohio
164		COVIDIEN SALES LLC		43,000	\$16,938,696.50	16	0.09%	334510, 8520,	Massachusetts
165		YEGG, INC		3	\$16,596,997.00	1	0.09%	311513, 8910,	California
166		ORSA TECHNOLOGIES, LLC	MANAGEMENT SCIENTIFIC TECHNICAL CONSULTING SERVICES	8	\$16,480,000.00	7	0.09%	423450, 6515,	Arizona
167		BULLEY & ANDREWS		0	\$16,469,930.82	4	0.09%	236220, Z2DA,	Illinois
168		RED TAIL LOGISTICS, LLC		0	\$16,282,136.75	16	0.09%	339940, 7510,	Ohio
169		FAVOR TECHCONSULTING, LLC		344	\$16,217,389.32	4	0.08%	541512, D399,	Virginia
170		FORESTWOOD FARM, INC.		100	\$15,570,000.00	2	0.08%	311991, 8915,	Alabama
171		KENYA MEDICAL SUPPLIES AUTHORITY		600	\$15,500,000.00	2	0.08%	541990, R499,	
172		LC INDUSTRIES INC.		605	\$15,218,468.80	1093	0.08%	339940, 7510,	North Carolina
173		INV TECH SERVICES, LLC		3	\$15,178,919.22	7	0.08%	339113, 6515,	Georgia
174		FARM CUT, LLC	FARM CUT, LLC	0	\$14,700,000.00	1	0.08%	311991, 8915,	Florida
175		ICF INCORPORATED, L.L.C.		5,900	\$14,638,968.00	8	0.08%	541330, R408,	Virginia
176		NATIONAL COLLEGIATE INVENTORS & INNOVATORS ALLIANCE, INC.		49	\$14,482,086.90	2	0.08%	541611, R408,	Massachusetts
177		STANLEY MARVEL INC.		0	\$14,427,840.00	1	0.08%	311612, 8905,	Pennsylvania
178		ALTA FRESH, LLC		29	\$14,287,287.00	2	0.07%	311991, 8915,	Washington
179		RAPID DEPLOYMENT INC		2	\$14,222,547.00	32	0.07%	624230, R429,	Alabama
180		ACCENTURE FEDERAL SERVICES LLC	ACCENTURE FEDERAL SERVICES LLC	250,000	\$14,196,119.06	29	0.07%	541512, R499,	Virginia
181		ANGEL STAFFING INCORPORATED		490	\$14,176,504.40	1	0.07%	622110, Q401,	Texas
182		SANSON COMPANY, THE		0	\$14,169,450.00	2	0.07%	311999, 8910,	Ohio



183		<b>F291861214</b>	HOLOGIC, INC.	HOLOGIC INC	3,941	\$13,935,300.00	6	0.07%	339112, 6515,	Massachusetts
184		<b>F332168709</b>	PFIZER INC.		103,690	\$13,878,881.00	1	0.07%	325412, 3650,	New York
185		<b>F332333181</b>	LOUIS M. GERSON CO., INC	SAFETY / MEDICAL	52	\$13,817,830.36	192	0.07%	315999, 8415,	Massachusetts
186		<b>F344738643</b>	CROSBY MARKETING COMMUNICATIONS INC.		49	\$13,782,309.90	2	0.07%	541820, R701,	
187		<b>F595000759</b>	CERUS CORPORATION		133	\$13,779,657.00	1	0.07%	541711, AN13,	California
188		<b>F328521408</b>	CUE INC.		0	\$13,692,370.00	1	0.07%	541714, AN11,	California
189		<b>F838814220</b>	PREMIER CATERING & EVENTS INC.	PREMIER CATERING & EVENTS, INC.	140	\$13,650,980.00	1	0.07%	311612, 8905,	Louisiana
190		<b>F353798542</b>	VYAIR MEDICAL, INC.		4,200	\$13,009,171.52	4	0.07%	339112, 6515,	Illinois
191		<b>F224185515</b>	OPTICAL TECHNOLOGIES INC.		0	\$12,875,000.00	1	0.07%	423450, 6515,	Georgia
192		<b>F866392080</b>	CNA CORPORATION, THE		653	\$12,864,646.80	4	0.07%	541611, R405,	Virginia
193		<b>F386663017</b>	CHERRY CENTRAL COOPERATIVE, INC.		151	\$12,819,778.58	3	0.07%	311423, 8915,	Michigan
194		<b>F089712529</b>	MINBURN TECHNOLOGY GROUP, LLC		10	\$12,773,479.35	38	0.07%	541519, 6515,	Virginia
195		<b>F545011579</b>	STRATEGIC COMMUNICATIONS, LLC		29	\$12,773,175.35	2	0.07%	541519, 7021,	Kentucky
196		<b>F283490219</b>	ALVAREZ LLC		12	\$12,751,869.59	15	0.07%	541519, D319,	Virginia
197		<b>F276214873</b>	AMAZON SERVICES LLC		0	\$12,714,794.00	2	0.07%	454110, 6515,	Washington
198		<b>F345549412</b>	FIRST NATION GROUP, LLC		100	\$12,701,102.76	60	0.07%	334510, 6515,	Florida
199		<b>F087458345</b>	SDV OFFICE SYSTEMS, LLC		5	\$12,682,146.49	25	0.07%	339112, 6515,	North Carolina
200		<b>F340653686</b>	BIOFIRE DIAGNOSTICS, LLC		8,278	\$12,662,970.23	95	0.07%	334516, 6515,	Utah

Source:  FEDMINE analysis of Federal Procurement Data system - Next Generation Data (FPDS-NG)