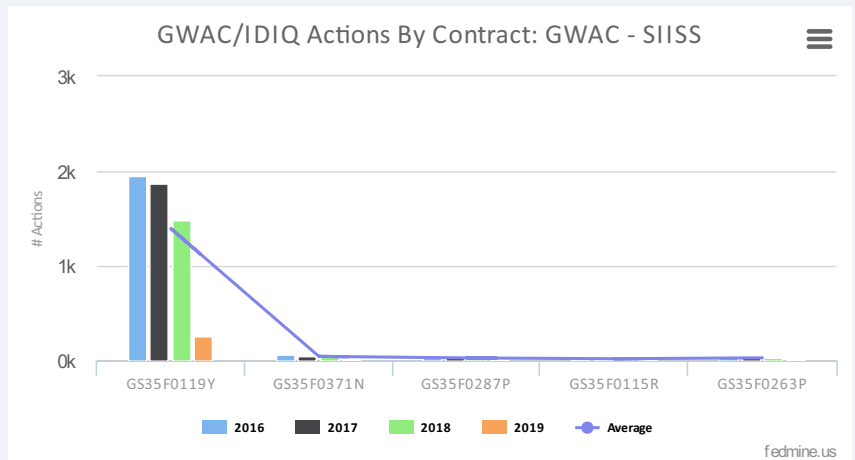
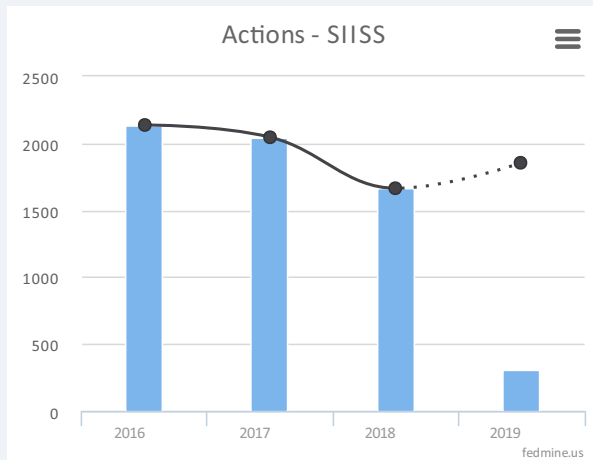
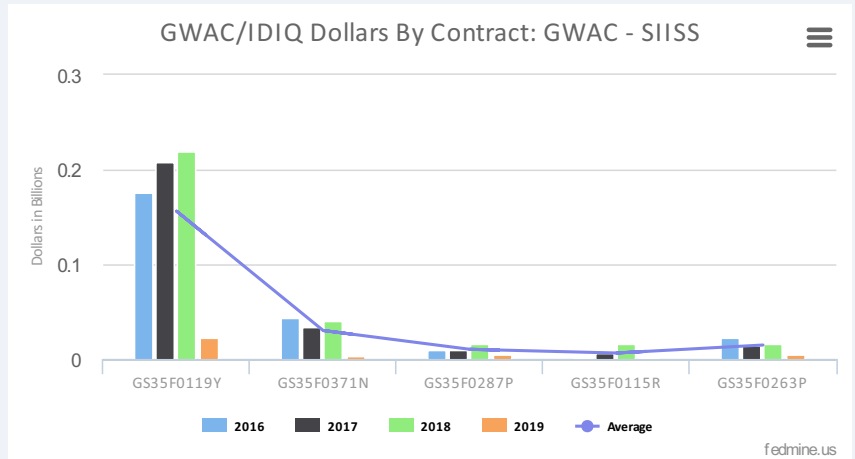
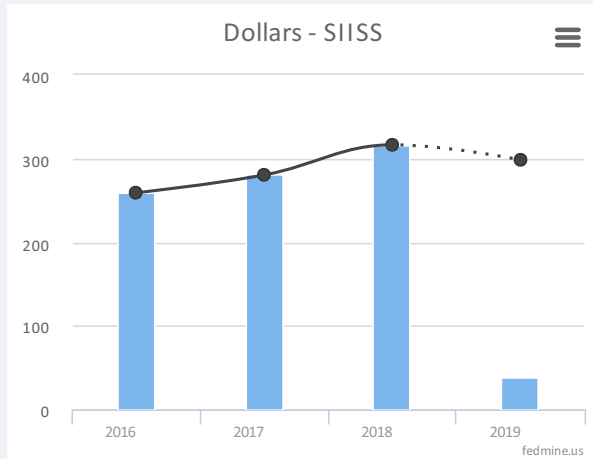


GWAC/IDIQ Spending by Contract Number

SISS (SALESFORCE, IMPLEMENTATION, INTEGRATION AND SUPPORT SERVICES)



Contract #	Fedmine Id	Company Name	Fiscal Year 2019		Fiscal Year 2018		Fiscal Year 2017		Fiscal Year 2016		Total	
			Amount	# Actions	Amount	# Actions	Amount	# Actions	Amount	# Actions	Amount	# Actions
GS35F0119Y	F355189484	CARASOFT TECHNOLOGY CORP.	\$21,857,234	260	\$218,631,383	1,486	\$207,490,096	1,870	\$176,502,702	1,950	\$624,481,415	5,566
GS35F0371N	F210464275	ACCENTURE FEDERAL SERVICES LLC	\$3,962,927	11	\$40,049,274	43	\$33,334,999	52	\$42,984,322	67	\$120,331,521	173
GS35F0287P	F382664518	ACUMEN SOLUTIONS, INC.	\$4,751,130	11	\$16,915,340	39	\$10,261,165	33	\$8,960,846	25	\$40,888,482	108
GS35F0115R	F267361737	EXCELLA CONSULTING INCORPORATED	\$828,173	14	\$15,922,626	30	\$6,484,040	16	\$1,917,456	13	\$25,152,295	73
GS35F0263P	F387582246	PRICEWATERHOUSECOOPERS LLP (8324)	\$5,333,479	11	\$15,837,226	32	\$14,536,777	26	\$23,204,390	42	\$58,911,872	111
GS35F0601M	F216375144	CAPGEMINI GOVERNMENT SOLUTIONS LLC	\$1,709,577	2	\$6,700,387	19	\$6,521,694	21	\$3,301,719	18	\$18,233,377	60
GS35F0130U	F303871642	PHASE ONE CONSULTING GROUP, INC.	\$-65,102	2	\$2,333,196	15	\$1,906,940	27	\$2,271,829	22	\$6,446,864	66
GRAND TOTAL:			\$38,377,418	311	\$316,389,432	1,664	\$280,535,712	2,045	\$259,143,264	2,137		

