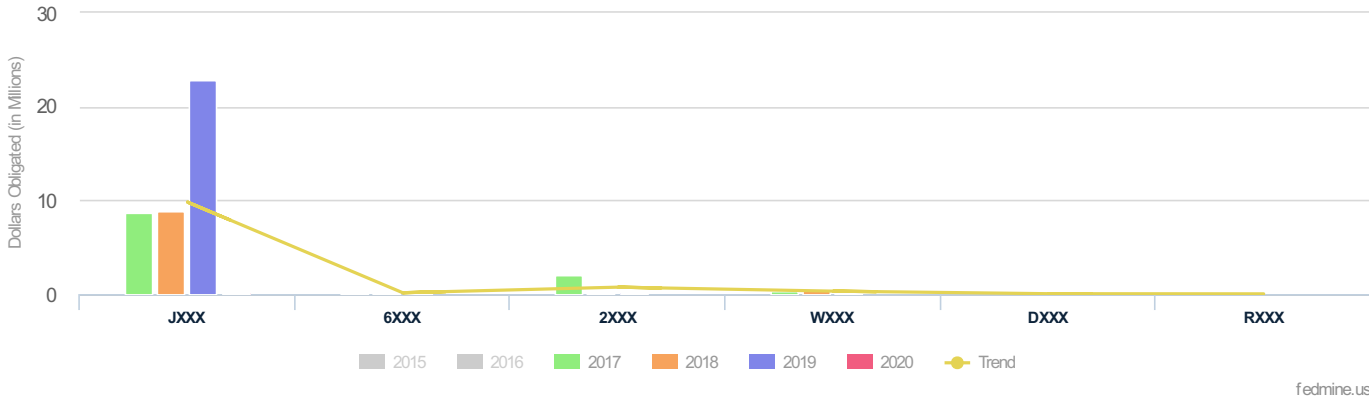


Federal Contracts by Contracting Office By PSC Sectors: # N40446 1700 - NAVY, DEPARTMENT OF



Federal Contracts by Contracting Office By PSC Sectors - CO : N40446 - Agency : NAVY, DEPARTMENT OF

Click columns to drill down to PSC. Click categories to drill down both



- TIP 1:** Select "Office Id" selector above to view reports for other contracting offices at this agency
- TIP 2:** Click year headers below to sort for any given year. Default sorting is for the year indicated with red arrow descending. Expand plus signs for PSC Sector details

Contracting Office Address

► **MILITARY SEALIFT FLEET SUPPORT CMD,**
SHIP SUPPORT UNIT GUAM,
PSC 445 BOX 198,
FPO , AP , 96540, USA


PSC Code Sectors	Dollars Obligated Aggregated, Actual Figures					
	2020	2019	2018	2017	2016	2015
JXXXX	\$150,000	\$22,803,774	\$8,784,833	\$8,758,241	\$8,037,503	\$10,319,114

Tip: Click any PSC Code to view all federal agencies purchasing under that code.

PSC Code	2020	2019	2018	2017	2016	2015
J019 - MAINT-REP OF SHIPS-SML CRAFT-DOCKS	\$0	\$80,838	\$0	\$0	\$0	\$0
J020 - MAINT-REP OF SHIP & MARINE EQ	\$0	\$1,603,709	\$2,346,164	\$1,898,660	\$784,678	\$13,437
J028 - MAINT/REPAIR/REBUILD OF EQUIPMENT- ENGINES, TURBINES, AND COMPONENTS	\$0	\$0	\$0	\$140,722	\$0	\$0
J030 - MAINT-REP OF MECH POWER TRANS EQ	\$0	\$0	\$0	\$0	\$0	\$0
J035 - MAINT-REP OF SERVICE & TRADE EQ	\$0	\$14,611	\$0	\$0	\$0	\$0
J036 - MAINT-REP OF SP INDUSTRY MACHINERY	\$0	\$0	\$0	\$0	\$68,023	\$0
J041 - MAINT/REPAIR/REBUILD OF EQUIPMENT- REFRIGERATION, AIR CONDITIONING, AND AIR CIRCULATING EQUIPMENT	\$0	\$217,451	\$56,104	\$44,806	\$0	\$0
J042 - MAINT/REPAIR/REBUILD OF EQUIP- FIRE FIGHTING/RESCUE/SAFETY EQUIP; ENVIRON PROTECT EQUIP/MATLS	\$0	\$81,769	\$0	\$17,717	\$0	\$0
J043 - MAINT/REPAIR/REBUILD OF EQUIPMENT- PUMPS AND COMPRESSORS	\$0	\$0	\$0	\$47,991	\$28,378	\$0


J045 - MAINT/REPAIR/REBUILD OF EQUIPMENT- PLUMBING, HEATING, AND WASTE DISPOSAL EQUIPMENT	\$0	\$0	\$37,349	\$0	\$0	\$0
J058 - MAINT/REPAIR/REBUILD OF EQUIPMENT- COMMUNICATION, DETECTION, AND COHERENT RADIATION EQUIPMENT	\$0	\$34,063	\$88,979	\$0	\$0	\$0
J059 - MAINT-REP OF ELECT-ELCT EQ	\$0	\$0	\$37,149	\$0	\$61,912	\$0
J071 - MAINT-REP OF FURNITURE	\$0	\$0	\$0	\$0	\$0	\$0
J099 - MAINT/REPAIR/REBUILD OF EQUIPMENT- MISCELLANEOUS	\$0	\$0	\$20,115	\$10,605	\$0	\$116,463
J998 - NON-NUCLEAR SHIP REPAIR (EAST)	\$0	\$0	\$0	\$0	\$0	\$0
J999 - NON-NUCLEAR SHIP REPAIR (WEST)	\$150,000	\$20,771,334	\$6,198,973	\$6,597,740	\$7,094,512	\$10,189,214

6XXXX	\$0	\$207,875	\$250,424	\$199,469	\$180,318	\$20,165
-------	-----	-----------	-----------	-----------	-----------	----------

 **Tip:** Click any PSC Code to view all federal agencies purchasing under that code.


PSC Code	2020	2019	2018	2017	2016	2015
6120 - TRANSFORMERS: DISTRIBUTION AND POWER STATION	\$0	\$0	\$0	\$0	\$64,526	\$0
6130 - CONVERTERS, ELECTRICAL, NONROTATING	\$0	\$0	\$0	\$0	\$0	\$13,767
6140 - BATTERIES, RECHARGEABLE	\$0	\$0	\$0	\$0	\$17,988	\$0
6320 - SHIPBOARD ALARM AND SIGNAL SYSTEMS	\$0	\$0	\$0	\$10,198	\$0	\$0
6650 - OPTICAL INSTRUMENTS	\$0	\$0	\$0	\$0	\$0	\$6,398
6685 - PRESSURE, TEMPERATURE, AND HUMIDITY MEASURING AND CONTROLLING INSTRUMENTS	\$0	\$22,125	\$0	\$0	\$0	\$0
6830 - GASES: COMPRESSED AND LIQUEFIED	\$0	\$185,750	\$250,424	\$189,271	\$97,804	\$0

2XXXX	\$0	\$110,117	\$156,752	\$1,992,346	\$1,533,768	\$631,418
-------	-----	-----------	-----------	-------------	-------------	-----------

 **Tip:** Click any PSC Code to view all federal agencies purchasing under that code.


PSC Code	2020	2019	2018	2017	2016	2015
2010 - SHIP AND BOAT PROPULSION COMPONENTS	\$0	\$0	\$0	\$0	\$0	\$0
2040 - MARINE HARDWARE AND HULL ITEMS	\$0	\$15,040	\$0	\$0	\$36,737	\$0
2050 - BUOYS	\$0	\$0	\$0	\$0	\$0	\$0
2090 - MISC SHIP & MARINE EQ	\$0	\$44,707	\$120,860	\$1,884,146	\$1,120,246	\$572,066
2305 - GROUND EFFECT VEHICLES	\$0	\$0	\$35,892	\$11,494	\$0	\$0
2320 - TRUCKS AND TRUCK TRACTORS, WHEELED	\$0	\$0	\$0	\$0	\$0	\$0
2340 - MOTORCYCLES, MOTOR SCOOTERS, AND BICYCLES	\$0	\$0	\$0	\$0	\$0	\$0
2815 - DIESEL ENGINES AND COMPONENTS	\$0	\$0	\$0	\$78,808	\$376,786	\$59,351
2825 - STEAM TURBINES AND COMPONENTS	\$0	\$50,371	\$0	\$0	\$0	\$0
2895 - MISCELLANEOUS ENGINES AND COMPONENTS	\$0	\$0	\$0	\$6,722	\$0	\$0
2990 - MISCELLANEOUS ENGINE ACCESSORIES, NONAIRCRAFT	\$0	\$0	\$0	\$11,177	\$0	\$0

WXXXX	\$0	\$94,463	\$438,040	\$292,214	\$570,930	\$471,523
-------	-----	----------	-----------	-----------	-----------	-----------

 **Tip:** Click any PSC Code to view all federal agencies purchasing under that code.


PSC Code	2020	2019	2018	2017	2016	2015
W019 - LEASE-RENT OF SHIPS-SML CRAFT-DOCKS	\$0	\$0	\$65,444	\$0	\$0	\$0
W020 - LEASE-RENT OF SHIP & MARINE EQ	\$0	\$17,472	\$0	\$0	\$0	\$0
W023 - LEASE OR RENTAL OF EQUIPMENT- GROUND EFFECT VEHICLES, MOTOR VEHICLES, TRAILERS, AND CYCLES	\$0	\$0	\$195,323	\$184,774	\$438,177	\$304,305
W024 - LEASE OR RENTAL OF EQUIPMENT- TRACTORS	\$0	\$13,518	\$33,593	\$0	\$0	\$0
W025 - LEASE-RENT OF VEHICULAR EQ	\$0	\$63,473	\$136,055	\$107,440	\$134,958	\$161,798
W035 - LEASE OR RENTAL OF EQUIPMENT- SERVICE AND TRADE EQUIPMENT	\$0	\$0	\$0	\$0	\$-2,205	\$0
W038 - LEASE OR RENTAL OF EQUIPMENT- CONSTRUCTION, MINING, EXCAVATING, AND HIGHWAY MAINTENANCE EQUIPMENT	\$0	\$0	\$0	\$0	\$0	\$0
W045 - LEASE-RENT OF PLUMBING-HEATING EQ	\$0	\$0	\$7,625	\$0	\$0	\$0
W054 - LEASE OR RENTAL OF EQUIPMENT- PREFABRICATED STRUCTURES AND SCAFFOLDING	\$0	\$0	\$0	\$0	\$0	\$0
W099 - LEASE-RENT OF MISC EQ	\$0	\$0	\$0	\$0	\$0	\$5,420

— DXXXX	\$3,000	\$73,240	\$38,346	\$73,326	\$13,382	\$30,582
---------	---------	----------	----------	----------	----------	----------

 **Tip:** Click any PSC Code to view all federal agencies purchasing under that code.


PSC Code	2020	2019	2018	2017	2016	2015
D304 - IT AND TELECOM- TELECOMMUNICATIONS AND TRANSMISSION	\$0	\$35,220	\$35,346	\$35,546	\$13,382	\$0
D316 - TELECOMMUNICATION NETWORK MGMT SVCS	\$0	\$0	\$0	\$0	\$0	\$30,582
D317 - AUTO NEWS, DATA & OTHER SVCS	\$0	\$0	\$3,000	\$3,000	\$0	\$0
D322 - IT AND TELECOM- INTERNET	\$3,000	\$3,000	\$0	\$0	\$0	\$0
D399 - OTHER ADP & TELECOMMUNICATIONS SVCS	\$0	\$35,020	\$0	\$34,780	\$0	\$0

— RXXXX	\$0	\$59,808	\$0	\$0	\$81,921	\$0
---------	-----	----------	-----	-----	----------	-----

 **Tip:** Click any PSC Code to view all federal agencies purchasing under that code.


PSC Code	2020	2019	2018	2017	2016	2015
R425 - ENGINEERING AND TECHNICAL SERVICES	\$0	\$59,808	\$0	\$0	\$81,921	\$0
R603 - TRANSCRIPTION SERVICES	\$0	\$0	\$0	\$0	\$0	\$0

— CXXXX	\$0	\$55,516	\$0	\$0	\$0	\$0
---------	-----	----------	-----	-----	-----	-----

 **Tip:** Click any PSC Code to view all federal agencies purchasing under that code.


PSC Code	2020	2019	2018	2017	2016	2015
C216 - A/E - MARINE ENGINEERING	\$0	\$55,516	\$0	\$0	\$0	\$0

— SXXXX	\$0	\$25,188	\$35,088	\$44,123	\$42,264	\$50,801
---------	-----	----------	----------	----------	----------	----------

 **Tip:** Click any PSC Code to view all federal agencies purchasing under that code.


PSC Code	2020	2019	2018	2017	2016	2015
S113 - TELEPHONE AND-OR COMMUNICATIONS SER	\$0	\$0	\$0	\$0	\$0	\$0
S119 - UTILITIES- OTHER	\$0	\$9,672	\$35,088	\$24,827	\$28,344	\$25,632
S205 - TRASH/GARBAGE COLLECTION	\$0	\$0	\$0	\$19,297	\$13,920	\$25,169
S222 - WASTE TREATMENT AND STORAGE	\$0	\$0	\$0	\$0	\$0	\$0
S299 - HOUSEKEEPING- OTHER	\$0	\$15,516	\$0	\$0	\$0	\$0

4XXXX	\$0	\$11,799	\$98,346	\$257,294	\$356,788	\$21,469
-------	-----	----------	----------	-----------	-----------	----------

 **Tip:** Click any PSC Code to view all federal agencies purchasing under that code.


PSC Code	2020	2019	2018	2017	2016	2015
4010 - CHAIN AND WIRE ROPE	\$0	\$0	\$5,564	\$0	\$0	\$0
4030 - FITTINGS FOR ROPE, CABLE, AND CHAIN	\$0	\$0	\$0	\$13,801	\$0	\$0
4110 - REFRIGERATION EQUIPMENT	\$0	\$0	\$0	\$7,918	\$56,781	\$0
4120 - AIR CONDITIONING EQUIPMENT	\$0	\$0	\$11,800	\$27,485	\$0	\$0
4130 - REFRIGERATION AND AIR CONDITIONING COMPONENTS	\$0	\$0	\$0	\$131,874	\$130,083	\$5,541
4140 - FANS, AIR CIRCULATORS, AND BLOWER EQUIPMENT	\$0	\$0	\$56,353	\$0	\$0	\$0
4150 - VORTEX TUBES AND REL. COOLING TUBES	\$0	\$0	\$0	\$0	\$98,100	\$0
4210 - FIRE FIGHTING EQUIPMENT	\$0	\$11,799	\$0	\$6,145	\$0	\$0
4220 - MARINE LIFESAVING & DIVING EQ	\$0	\$0	\$18,133	\$0	\$0	\$0
4235 - Haz. Mat. Spill Cntnmnt. & Clean-up	\$0	\$0	\$0	\$0	\$0	\$0
4240 - SAFETY AND RESCUE EQUIPMENT	\$0	\$0	\$6,497	\$0	\$0	\$0
4310 - COMPRESSORS AND VACUUM PUMPS	\$0	\$0	\$0	\$0	\$18,649	\$0
4330 - CENTRIFUGALS, SEPARATORS, AND PRESSURE AND VACUUM FILTERS	\$0	\$0	\$0	\$0	\$14,529	\$0
4520 - SPACE AND WATER HEATING EQUIPMENT	\$0	\$0	\$0	\$45,946	\$0	\$0
4610 - WATER PURIFICATION EQUIPMENT	\$0	\$0	\$0	\$0	\$0	\$0
4620 - WATER DISTILLATION EQUIPMENT, MARINE AND INDUSTRIAL	\$0	\$0	\$0	\$13,294	\$0	\$11,126
4630 - SEWAGE TREATMENT EQUIPMENT	\$0	\$0	\$0	\$0	\$0	\$0
4710 - PIPE, TUBE AND RIGID TUBING	\$0	\$0	\$0	\$0	\$0	\$0
4720 - HOSE AND FLEXIBLE TUBING	\$0	\$0	\$0	\$0	\$0	\$0
4730 - FITTINGS - HOSE PIPE & TUBE	\$0	\$0	\$0	\$0	\$9,484	\$0
4810 - VALVES, POWERED	\$0	\$0	\$0	\$0	\$0	\$0
4820 - VALVES, NONPOWERED	\$0	\$0	\$0	\$10,831	\$29,162	\$4,802

9XXXX	\$0	\$11,295	\$0	\$19,855	\$0	\$0
-------	-----	----------	-----	----------	-----	-----

 **Tip:** Click any PSC Code to view all federal agencies purchasing under that code.


PSC Code	2020	2019	2018	2017	2016	2015
9150 - OIL & GREASE-CUT,LUBR & HYDRAULIC	\$0	\$0	\$0	\$19,855	\$0	\$0
9340 - GLASS FABRICATED MATERIALS	\$0	\$11,295	\$0	\$0	\$0	\$0

— VXXXX	\$0	\$3,600	\$16,780	\$168,432	\$299,106	\$315,024
---------	-----	---------	----------	-----------	-----------	-----------

 **Tip:** Click any PSC Code to view all federal agencies purchasing under that code.


PSC Code	2020	2019	2018	2017	2016	2015
V111 - AIR FREIGHT	\$0	\$0	\$0	\$0	\$0	\$0
V119 - OTHER CARGO AND FREIGHT SERVICES	\$0	\$0	\$0	\$0	\$2,031	\$19,245
V124 - MARINE CHARTER FOR THINGS	\$0	\$0	\$16,780	\$145,702	\$284,913	\$279,523
V125 - TRANSPORTATION/TRAVEL/RELOCATION- TRANSPORTATION: VESSEL TOWING	\$0	\$0	\$0	\$4,080	\$0	\$0
V129 - TRANSPORTATION/TRAVEL/RELOCATION- TRANSPORTATION: OTHER	\$0	\$0	\$0	\$0	\$0	\$0
V212 - TRANSPORTATION/TRAVEL/RELOCATION- TRAVEL/LODGING/RECRUITMENT: MOTOR PASSENGER	\$0	\$0	\$0	\$0	\$0	\$0
V222 - TRANSPORTATION/TRAVEL/RELOCATION- TRAVEL/LODGING/RECRUITMENT: PASSENGER MOTOR CHARTER	\$0	\$3,600	\$0	\$18,650	\$11,377	\$8,624
V227 - TRANSPORTATION/TRAVEL/RELOCATION- TRAVEL/LODGING/RECRUITMENT: NAVIGATIONAL AID AND PILOTAGE	\$0	\$0	\$0	\$0	\$785	\$7,632
V999 - OTHER TRAVEL SVCS	\$0	\$0	\$0	\$0	\$0	\$0

— 7XXXX	\$0	\$0	\$3,396	\$0	\$0	\$32,515
---------	-----	-----	---------	-----	-----	----------

 **Tip:** Click any PSC Code to view all federal agencies purchasing under that code.


PSC Code	2020	2019	2018	2017	2016	2015
7045 - ADP SUPPLIES	\$0	\$0	\$0	\$0	\$0	\$0
7110 - OFFICE FURNITURE	\$0	\$0	\$0	\$0	\$0	\$32,515
7490 - MISCELLANEOUS OFFICE MACHINES	\$0	\$0	\$0	\$0	\$0	\$0
7510 - OFFICE SUPPLIES	\$0	\$0	\$3,396	\$0	\$0	\$0

— UXXXX	\$0	\$0	\$0	\$7,000	\$0	\$0
---------	-----	-----	-----	---------	-----	-----

 **Tip:** Click any PSC Code to view all federal agencies purchasing under that code.

PSC Code	2020	2019	2018	2017	2016	2015
U099 - OTHER ED & TRNG SVCS	\$0	\$0	\$0	\$7,000	\$0	\$0


— 3XXXX	\$0	\$0	\$0	\$0	\$44,535	\$28,289
---------	-----	-----	-----	-----	----------	----------

 **Tip:** Click any PSC Code to view all federal agencies purchasing under that code.

PSC Code	2020	2019	2018	2017	2016	2015
3590 - MISC SERVICE & TRADE EQ	\$0	\$0	\$0	\$0	\$10,939	\$0
3695 - MISC SPECIAL INDUSTRY MACHINE	\$0	\$0	\$0	\$0	\$0	\$9,829
3810 - CRANES AND CRANE-SHOVELS	\$0	\$0	\$0	\$0	\$0	\$0


3960 - FREIGHT ELEVATORS	\$0	\$0	\$0	\$0	\$33,596	\$0
3990 - MISC MATERIALS HANDLING EQ	\$0	\$0	\$0	\$0	\$0	\$18,460

— XXXXX	\$0	\$0	\$0	\$0	\$0	\$0
---------	-----	-----	-----	-----	-----	-----

 **T** Tip: Click any PSC Code to view all federal agencies purchasing under that code.


PSC Code	2020	2019	2018	2017	2016	2015
X169 - LEASE-RENT OF OTHER RESIDENTIAL BLD	\$0	\$0	\$0	\$0	\$0	\$0
X1NZ - LEASE/RENTAL OF OTHER UTILITIES	\$0	\$0	\$0	\$0	\$0	\$0

— NXXXX	\$0	\$0	\$0	\$72,532	\$0	\$0
---------	-----	-----	-----	----------	-----	-----

 **T** Tip: Click any PSC Code to view all federal agencies purchasing under that code.


PSC Code	2020	2019	2018	2017	2016	2015
N041 - INSTALLATION OF EQUIPMENT- REFRIGERATION, AIR CONDITIONING, AND AIR CIRCULATING EQUIPMENT	\$0	\$0	\$0	\$72,532	\$0	\$0
N045 - INSTALL OF PLUMBING-HEATING EQ	\$0	\$0	\$0	\$0	\$0	\$0

— FXXXX	\$0	\$0	\$212,748	\$204,274	\$190,882	\$86,996
---------	-----	-----	-----------	-----------	-----------	----------

 **T** Tip: Click any PSC Code to view all federal agencies purchasing under that code.


PSC Code	2020	2019	2018	2017	2016	2015
F107 - ENVIRONMENTAL SYSTEMS PROTECTION- TOXIC AND HAZARDOUS SUBSTANCE ANALYSIS	\$0	\$0	\$0	\$0	\$0	\$8,000
F108 - ENVIRONMENTAL SYSTEMS PROTECTION- ENVIRONMENTAL REMEDIATION	\$0	\$0	\$212,748	\$162,330	\$174,413	\$45,605
F112 - OIL SPILL RESPONSE	\$0	\$0	\$0	\$41,944	\$16,469	\$33,391
F999 - OTHER ENVIRONMENTAL SERVICES	\$0	\$0	\$0	\$0	\$0	\$0

— 1XXXX	\$0	\$0	\$0	\$36,988	\$0	\$-234,266
---------	-----	-----	-----	----------	-----	------------

 **T** Tip: Click any PSC Code to view all federal agencies purchasing under that code.


PSC Code	2020	2019	2018	2017	2016	2015
1367 - TACTICAL SETS, KITS, AND OUTFITS	\$0	\$0	\$0	\$0	\$0	\$0
1905 - COMBAT SHIPS AND LANDING VESSELS	\$0	\$0	\$0	\$0	\$0	\$-234,266
1910 - TRANSPORT VESSELS-PASSENGER & TROOP	\$0	\$0	\$0	\$0	\$0	\$0
1915 - CARGO AND TANKER VESSELS	\$0	\$0	\$0	\$5,268	\$0	\$0
1929 - RESCUE VESSELS	\$0	\$0	\$0	\$0	\$0	\$0
1940 - SMALL CRAFT	\$0	\$0	\$0	\$31,720	\$0	\$0

— HXXXX	\$0	\$0	\$163,795	\$54,144	\$56,153	\$0
---------	-----	-----	-----------	----------	----------	-----

 **Tip:** Click any PSC Code to view all federal agencies purchasing under that code.


PSC Code	2020	2019	2018	2017	2016	2015
H220 - EQUIPMENT AND MATERIALS TESTING- SHIP AND MARINE EQUIPMENT	\$0	\$0	\$0	\$0	\$56,153	\$0
H258 - EQUIPMENT AND MATERIALS TESTING- COMMUNICATION, DETECTION, AND COHERENT RADIATION EQUIPMENT	\$0	\$0	\$149,441	\$0	\$0	\$0
H358 - INSPECTION- COMMUNICATION, DETECTION, AND COHERENT RADIATION EQUIPMENT	\$0	\$0	\$14,354	\$0	\$0	\$0
H361 - INSPECTION- ELECTRIC WIRE AND POWER DISTRIBUTION EQUIPMENT	\$0	\$0	\$0	\$47,410	\$0	\$0
H912 - OTHER QC/TEST/INSPECT- FIRE CONTROL EQUIPMENT	\$0	\$0	\$0	\$6,734	\$0	\$0
H920 - OTHER QC/TEST/INSPECT- SHIP AND MARINE EQUIPMENT	\$0	\$0	\$0	\$0	\$0	\$0

5XXXX \$0 \$0 \$0 \$112,677 \$75,344 \$34,258

 **Tip:** Click any PSC Code to view all federal agencies purchasing under that code.


PSC Code	2020	2019	2018	2017	2016	2015
5210 - MEASURING TOOLS, CRAFTSMEN'S	\$0	\$0	\$0	\$0	\$0	\$18,792
5330 - PACKING AND GASKET MATERIALS	\$0	\$0	\$0	\$0	\$23,009	\$0
5410 - PREFABRICATED AND PORTABLE BUILDINGS	\$0	\$0	\$0	\$37,000	\$0	\$0
5440 - SCAFFOLDING EQUIPMENT AND CONCRETE FORMS	\$0	\$0	\$0	\$0	\$0	\$0
5510 - LUMBER AND RELATED BASIC WOOD MATERIALS	\$0	\$0	\$0	\$0	\$0	\$0
5805 - TELEPHONE AND TELEGRAPH EQUIPMENT	\$0	\$0	\$0	\$28,340	\$0	\$0
5820 - RADIO AND TELEVISION COMMUNICATION EQUIPMENT, EXCEPT AIRBORNE	\$0	\$0	\$0	\$0	\$0	\$0
5830 - INTERCOMMUNICATION AND PUBLIC ADDRESS SYSTEMS, EXCEPT AIRBORNE	\$0	\$0	\$0	\$0	\$30,641	\$0
5895 - MISC COMMUNICATION EQ	\$0	\$0	\$0	\$0	\$3,448	\$2,547
5925 - CIRCUIT BREAKERS	\$0	\$0	\$0	\$43,325	\$0	\$0
5930 - SWITCHES	\$0	\$0	\$0	\$4,012	\$0	\$8,245
5945 - RELAYS AND SOLENOIDS	\$0	\$0	\$0	\$0	\$18,246	\$4,674
5999 - MSC ELECT & ELECTRONIC COMPONENTS	\$0	\$0	\$0	\$0	\$0	\$0

LXXXX \$0 \$0 \$94,629 \$26,730 \$0 \$0

 **Tip:** Click any PSC Code to view all federal agencies purchasing under that code.


PSC Code	2020	2019	2018	2017	2016	2015
L019 - TECH REP SVCS/SHIPS-SML CRAFT-DOCKS	\$0	\$0	\$65,323	\$0	\$0	\$0
L020 - TECHNICAL REPRESENTATIVE- SHIP AND MARINE EQUIPMENT	\$0	\$0	\$29,306	\$0	\$0	\$0
L042 - TECHNICAL REP- FIRE FIGHTING/RESCUE/SAFETY EQUIPMENT; ENVIRON PROTECT EQUIPMENT/MATLS	\$0	\$0	\$0	\$21,130	\$0	\$0
L099 - TECHNICAL REPRESENTATIVE- MISCELLANEOUS	\$0	\$0	\$0	\$5,600	\$0	\$0

— AXXXX	\$0	\$0	\$0	\$0	\$0	\$0
---------	-----	-----	-----	-----	-----	-----

 **Tip:** Click any PSC Code to view all federal agencies purchasing under that code.

PSC Code	2020	2019	2018	2017	2016	2015
AT17 - R&D- OTHER TRANSPORTATION: HIGHWAYS, ROADS, AND BRIDGES (COMMERCIALIZED)	\$0	\$0	\$0	\$0	\$0	\$0

GRAND TOTALS	\$153,000	\$23,456,675	\$10,293,176	\$12,319,645	\$11,482,894	\$11,807,887
---------------------	-----------	--------------	--------------	--------------	--------------	--------------

Source:  FEDMINE analysis of Federal Procurement Data system - Next Generation Data (FPDS-NG)

Copyright © 2020 FEDMINE™