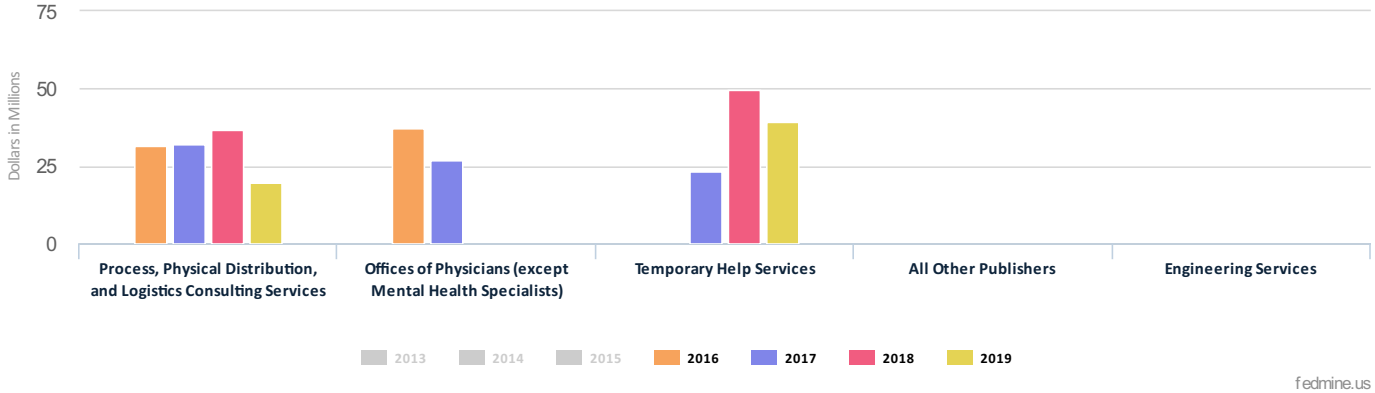



Federal Contract Actions By NAICS Codes for DLH SOLUTIONS, INC

Federal Contract Actions By NAICS Codes for DLH SOLUTIONS, INC


Click columns to drill down to Agencies. Click categories to drill down both



NAICS CODES	Dollars Obligated Aggregated, Actual Figures							COMPETITORS
	2019	2018	2017	2016	2015	2014	2013	
561320 - Temporary Help Services	\$39,396,970	\$49,467,370	\$23,330,217	\$6,536	\$2,338	\$140,111	\$182,658	




AGENCY	2019	2018	2017	2016	2015	2014	2013
1500 - JUSTICE, DEPARTMENT OF	\$0	\$30,522	\$37,286	\$6,536	\$37,487	\$35,889	\$0
3600 - VETERANS AFFAIRS	\$39,396,970	\$49,436,848	\$23,292,932	\$0	\$-35,149	\$104,222	\$182,658

541614 - Process, Physical Distribution, and Logistics Consulting Services	\$19,790,789	\$36,811,422	\$32,096,005	\$31,805,673	\$30,782,675	\$33,837,960	\$24,025,209	
--	--------------	--------------	--------------	--------------	--------------	--------------	--------------	---




AGENCY	2019	2018	2017	2016	2015	2014	2013
-	\$0	\$0	\$0	\$0	\$0	\$0	\$0
1200 - AGRICULTURE, DEPARTMENT OF	\$0	\$-2,492	\$0	\$-2,539	\$-264	\$15,892	\$24,597
1400 - INTERIOR, DEPARTMENT OF	\$-11,848	\$4,626	\$92,482	\$2,405,193	\$2,410,553	\$2,255,590	\$1,842,908
3600 - VETERANS AFFAIRS	\$19,802,637	\$36,809,288	\$32,003,522	\$29,403,019	\$28,372,387	\$31,566,478	\$22,157,704
4700 - GENERAL SERVICES ADMINISTRATION	\$0	\$0	\$0	\$0	\$0	\$0	\$0

511199 - All Other Publishers	\$0	\$0	\$0	\$0	\$0	\$0	\$0	
---	-----	-----	-----	-----	-----	-----	-----	---



AGENCY	2019	2018	2017	2016	2015	2014	2013
4700 - GENERAL SERVICES ADMINISTRATION	\$0	\$0	\$0	\$0	\$0	\$0	\$0
541330 - Engineering Services	\$0	\$0	\$0	\$0	\$0	\$0	\$0
AGENCY	2019	2018	2017	2016	2015	2014	2013
1700 - NAVY, DEPARTMENT OF	\$0	\$0	\$0	\$0	\$0	\$0	\$0
621111 - Offices of Physicians (except Mental Health Specialists)	\$0	\$0	\$26,715,313	\$37,124,382	\$26,955,422	\$29,693,407	\$28,998,038
AGENCY	2019	2018	2017	2016	2015	2014	2013
1700 - NAVY, DEPARTMENT OF	\$0	\$0	\$0	\$0	\$0	\$-37,594	\$295,188
2000 - TREASURY, DEPARTMENT OF	\$0	\$0	\$0	\$0	\$-66,301	\$0	\$0
3600 - VETERANS AFFAIRS	\$0	\$0	\$26,715,313	\$37,124,382	\$27,021,723	\$29,731,001	\$28,702,850
541612 - Human Resources and Executive Search Consulting Services	\$0	\$-1,512	\$0	\$-2,219	\$0	\$0	\$0
AGENCY	2019	2018	2017	2016	2015	2014	2013
1400 - INTERIOR, DEPARTMENT OF	\$0	\$-1,512	\$0	\$-2,219	\$0	\$0	\$0
GRAND TOTAL	\$59,187,759	\$86,277,280	\$82,141,535	\$68,934,372	\$57,740,435	\$63,671,477	\$53,205,905

Source:  FEDMINE analysis of Federal Procurement Data system - Next Generation Data (FPDS-NG)

Copyright © 2019 FEDMINE™