

FEDMINE™ Prime Contractor Company Profile - SSB, INC.

Last Updated: 07/29/2017 - 07:11:27 PM

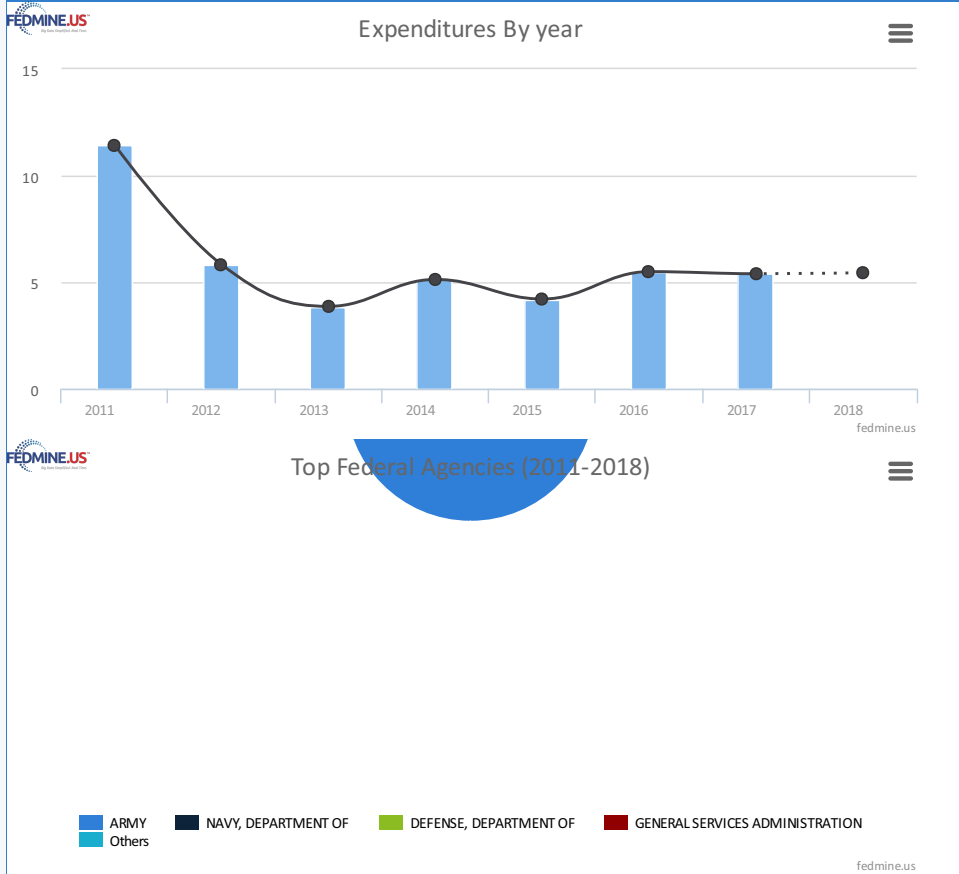
- Note 1:** If a Parent company for this entity is reported, click the link on its Parent DUNS number below to see its consolidated Profile. Parent subsidiary relationships are no longer provided due to the Federal Government's agreement with D&B, and therefore, some relationships may not reflect the most current status in our system.
- Note 2:** All OBLIGATED DOLLARS PERTAIN TO PRIME CONTRACTING DOLLARS ONLY. IF PURCHASED SEPARATELY SUBCONTRACTS DATA IS INCLUDED IN ALL PROFILES.

- Contract Awards in Last 30 Days
- Contracts by Place of Performance
- Major Customer Names
- Performance History (References)
- Contracts By Contracting Off.
- FedBizOpps Awards
- GWAC Contracts
- Contracts by NAICS Codes
- Contracts by PSC Codes
- Contracts by Categories
- Contracts By Socio Economic Status
- Contracts By SetAside Type
- Contracts By Pricing Type
- Contracts By Extent of Competition

ORGANIZATION DETAILS

DUNS:	939001012
Parent DUNS:	NONE
Fedmine ID:	F010332326
Address:	3702 PENDER DR STE 402 FAIRFAX VA 22030-6066 USA
County Code:	600
Cong. District:	11
Metro Area Code:	8840
Corporate URL:	http://www.ssbinc.com
Organization Type:	CORPORATE ENTITY (NOT TAX EXEMPT) 2L
Incorporation:	VA
Legal Structure:	Corporation
Business Type:	2X - For-Profit Organization A5 - Veteran Owned Business VW - Contracts and Grants

COMPARATIVE 8 - YEAR FEDERAL PRIME CONTRACTS VIEW



Employees: *	50
Annual Revenue: *	\$10,206,593
Credit Card:	N
Cage Code:	05BD8
SAM Registration:	2001-09-28
SAM Renewal:	2017-10-25
Year Established:	1994-1-19
Fiscal Yr End:	12/31
Company Security:	Government Top Secret
Employee Security:	Government Top Secret
Current Principals:	Jimmie O. Blake, President Cathy P. Moortgat, Vice President

* Self reported by company to government, cannot be guaranteed for accuracy

Source: System for Award Management (SAM)

Contact Information

Government Contact:	
Name:	JIMMIE O. BLAKE
Title:	MR.
Email:	jblake@ssbinc.com
Phone:	(703) 667-7333
Government Contact Other:	
Name:	CATHY MOORTGAT
Email:	cathy@ssbinc.com
Phone:	(703) 667-7327

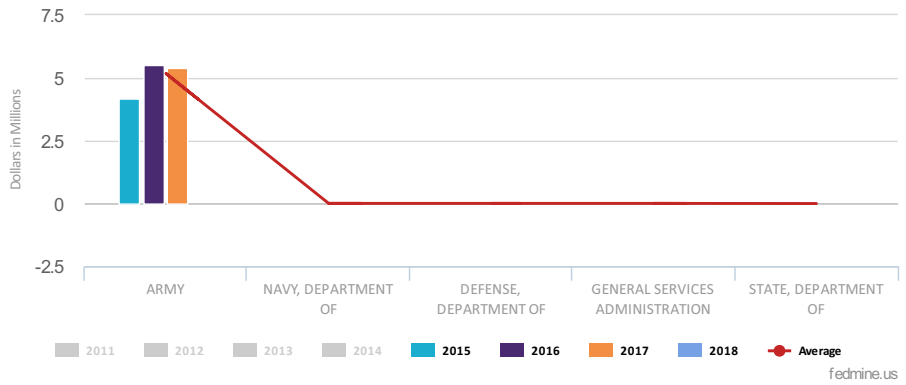
Source: System for Award Management (SAM)
Source: DSBS.GOV Data

CERTIFICATION DETAILS

Capabilities Narrative:
SYSTEM ENGINEERING, DATABASE INTEGRATION, MULTIMEDIA DEVELOPMENT.COMMERCIAL & GOVERNMENT CD-ROM DEVELOPER, COMPUTER BASED TRAINING (CBT) DESIGNER & DEVELOPER.ENGINEERING EXPERTISE



Federal Contract Actions by Agency



AGENCY	2018	2017	2016	2015	2014	2013	2012	2011
1900 - STATE, DEPARTMENT OF	0	0	0	0	0	0	0	\$-39,611
2100 - ARMY	0	\$5,395,614	\$5,494,543	\$4,208,804	\$5,128,027	\$3,864,019	\$5,813,712	\$11,457,769
+ 4700 - GENERAL SERVICES ADMINISTRATION	0	\$0	0	\$0	0	\$0	0	\$0
1700 - NAVY, DEPARTMENT OF	0	\$0	\$0	\$0	\$0	\$0	\$2,501	0
+ 9700 - DEFENSE, DEPARTMENT OF	0	0	0	0	\$0	0	0	0
GRAND TOTAL:	\$0	\$5,395,614	\$5,494,543	\$4,208,804	\$5,128,027	\$3,864,019	\$5,816,213	\$11,418,158

Source: FEDMINE analysis of Federal Procurement Data system - Next Generation Data (FPDS-NG)

GSA CONTRACT ACTIONS

Contracts 5

AGENCY	2018	2017	2016	2015	2014	2013	2012	2011
1700 - NAVY, DEPARTMENT OF	0	0	0	0	0	0	0	0
1900 - STATE, DEPARTMENT OF	0	0	0	0	0	0	0	\$-39,611
GRAND TOTAL:	\$0	\$0	\$0	\$0	\$0	\$0	\$0	\$-39,611

Source: FEDMINE analysis of Federal Procurement Data system - Next Generation Data (FPDS-NG)

NORTH AMERICAN INDUSTRY CLASSIFICATION SYSTEM (NAICS)

- 541330 - ENGINEERING SERVICES
- 541511 - CUSTOM COMPUTER PROGRAMMING SERVICES
- 541512 - COMPUTER SYSTEMS DESIGN SERVICES
- 541519 - OTHER COMPUTER RELATED SERVICES
- 541611 - ADMINISTRATIVE MANAGEMENT AND GENERAL MANAGEMENT CONSULTING SERVICES
- 541618 - OTHER MANAGEMENT CONSULTING SERVICES
- 541990 - ALL OTHER PROFESSIONAL, SCIENTIFIC, AND TECHNICAL SERVICES

MyFedconnect™ Potential NAICS MarketView

CONTRACT AWARDS BY EXTENT OF COMPETITION

INCLUDES WINDOWS (NT, 2000), & UNIX, DEVELOPING IN C, C++, OO, VB, WEB, ASP

SBA Servicing Office:

WASHINGTON DISTRICT OFFICE (SBA office code 0353)

Business Type Percentages:

Service (50 %), Research & development (50 %)

Bonding Levels:

Construction: \$0 (per contract)

Construction: \$0 (aggregate)

Service: \$0 (per contract)

Service: \$0 (aggregate)

Quality Standards:

Quality Assurance: (none given)

EDI: N

Export Details:

Activities: (none given)

Exporting to: (none given)

Relationships: (none given)

Objective(s):

Non-Government Certifications:

(none given)

Special Equipment

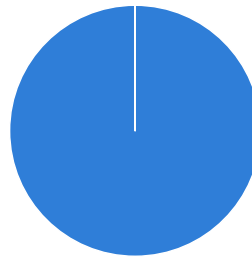
USE Apache, IIS, Visual Basic, Java, JavaScript, SQL Server, Oracle, or any other SQL database with Section 508 compliance. Data Warehousing, Macromedia Flash or Shockwave, and making it available thru Intranet/Internet over Cisco, 3Com or backhaul channels

Source: DSBS.GOV Data



Top Extent Competition

2011-2018

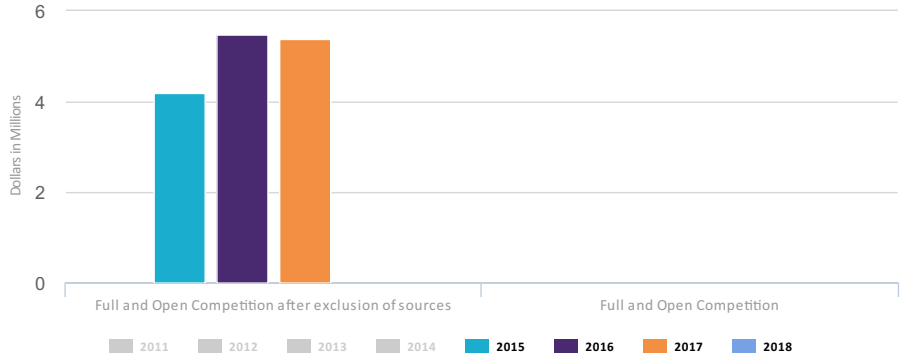


■ Full and Open Competition after exclusion of sources ■ Full and Open Competition

fedmine.us



Federal Contract Actions by Extent



fedmine.us

EXTENT COMPETED	2018	2017	2016	2015	2014	2013	2012	2011
+ A - Full and Open Competition	\$0	\$0	\$0	\$0	\$0	\$0	\$2,501	\$-2,448
+ CDO - Competitive Delivery Order	\$0	\$0	\$0	\$0	\$0	\$0	\$0	\$0
+ NDO - Non-Competitive Delivery Order	\$0	\$0	\$0	\$0	\$0	\$0	\$0	\$0
+ None	\$0	\$0	\$0	\$0	\$0	\$0	\$0	\$-37,163
+ F - Competed under SAT	\$0	\$0	\$0	\$0	\$0	\$0	\$0	\$0
+ D - Full and Open Competition after exclusion of sources	\$0	\$5,395,614	\$5,494,543	\$4,208,804	\$5,128,027	\$3,864,019	\$5,813,712	\$11,457,769
GRAND TOTAL:	\$0	\$5,395,614	\$5,494,543	\$4,208,804	\$5,128,027	\$3,864,019	\$5,816,213	\$11,418,158

Source: FEDMINE analysis of Federal Procurement Data system - Next Generation Data (FPDS-NG)

GSA SCHEDULE CONTRACTS

	GSA Numbers	Schedule Type	Contract Ending Date
details	GS35F0256J	70	Feb 28, 2014
details	GS35F027CA	70	Oct 31, 2019

IDV (IDIQ) Contract Vehicles

IDV CONTRACTS

IDV CONTRACT NUMBERS	2018	2017	2016	2015	2014	2013	2012	2011
N0017812D7055	\$0	\$0	\$0	\$0	\$0	\$0	\$2,501	\$0
GS35F0256J	\$0	\$0	\$0	\$0	\$0	\$0	\$0	\$-39,611
W91CRB13D0014	\$0	\$4,916,722	\$4,537,543	\$3,642,917	\$4,764,027	\$3,870,949	\$0	\$0
W91WAW07D0034	\$0	\$0	\$0	\$0	\$0	\$-6,930	\$5,813,712	\$11,457,769
GRAND TOTAL:	\$0	\$4,916,722	\$4,537,543	\$3,642,917	\$4,764,027	\$3,864,019	\$5,816,213	\$11,418,158

Source: FEDMINE analysis of Federal Procurement Data system - Next Generation Data (FPDS-NG)

COMPARATIVE 9- YEAR SUB CONTRACTS REVENUE BY PRIME CONTRACTOR

Sub Contracts Received from each reported Prime Contractor	2017	2016	2015	2014	2013	2012	2011	2010	2009
119162332 - ALION SCIENCE AND TECHNOLOGY CORPORATION	\$0	\$0	\$0	\$0	\$137,584	\$0	\$0	\$0	\$0
GRAND TOTAL:	\$0	\$0	\$0	\$0	\$137,584	\$0	\$0	\$0	\$0

SUB CONTRACT AWARDS BY AGENCY

AGENCY	2017	2016	2015	2014	2013	2012	2011	2010	2009
2100 - DEPT OF THE ARMY	\$0	\$0	\$0	\$0	\$137,584	\$0	\$0	\$0	\$0
GRAND TOTAL:	\$0	\$0	\$0	\$0	\$137,584	\$0	\$0	\$0	\$0

SUB CONTRACT AWARDS BY PLACE OF PERFORMANCE

PLACE OF PERFORMANCE	2017	2016	2015	2014	2013	2012	2011	2010	2009
VA - Virginia	\$0	\$0	\$0	\$0	\$137,584	\$0	\$0	\$0	\$0
GRAND TOTAL:	\$0	\$0	\$0	\$0	\$137,584	\$0	\$0	\$0	\$0

SUB CONTRACT AWARDS BY AGENCY

FUNDING OFFICE	2017	2016	2015	2014	2013	2012	2011	2010	2009
W80SWP - W3WC CTR FOR ARMY ANALYSIS	\$0	\$0	\$0	\$0	\$137,584	\$0	\$0	\$0	\$0
GRAND TOTAL:	\$0	\$0	\$0	\$0	\$137,584	\$0	\$0	\$0	\$0

SUB CONTRACT AWARDS BY NAICS

NAICS	2017	2016	2015	2014	2013	2012	2011	2010	2009
541990 - ALL OTHER PROFESSIONAL, SCIENTIFIC,	\$0	\$0	\$0	\$0	\$137,584	\$0	\$0	\$0	\$0

AND TECHNICAL SERVICES										
GRAND TOTAL:	\$0	\$0	\$0	\$0	\$137,584	\$0	\$0	\$0	\$0	\$0
Source: FEDMINE analysis of USASPENDING.GOV Data										

Copyright © 2017 FEDMINE™