

FEDMINE™ Prime Contractor Company Profile - NATIONAL GOVERNMENT SERVICES, INC.

Last Updated: 02/13/2019 - 11:50:12 AM

- Note 1:** If a Parent company for this entity is reported, click the link on its Parent DUNS number below to see its consolidated Profile. Parent subsidiary relationships are no longer provided due to the Federal Government's agreement with D&B, and therefore, some relationships may not reflect the most current status in our system.
- Note 2:** All OBLIGATED DOLLARS PERTAIN TO PRIME CONTRACTING DOLLARS ONLY. IF PURCHASED SEPARATELY SUBCONTRACTS DATA IS INCLUDED IN ALL PROFILES.

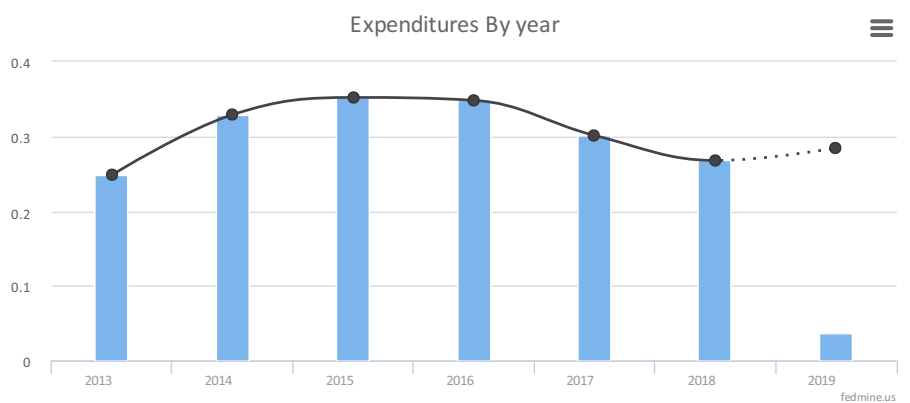
- Sub Contracts Awarded
- Contract Awards in Last 30 Days
- Contracts by Place of Performance
- Contracts By Contracting Off.
- FedBizOpps Awards
- GAO Protests filed by company
- GWAC Contracts
- Contracts by NAICS Codes
- Contracts by PSC Codes
- Contracts by Categories
- Contracts By Socio Economic Status
- Contracts By SetAside Type
- Contracts By Pricing Type
- Contracts By Extent of Competition

ORGANIZATION DETAILS

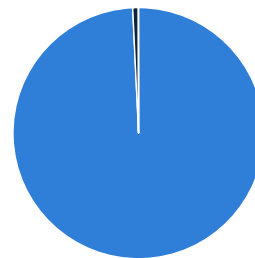
DUNS:	807899653
Parent DUNS:	041861980
Parent Name:	ANTHEM INSURANCE COMPANIES, INC.
Fedmine ID:	F534500891
Address:	8115 KNUE RD INDIANAPOLIS IN 46250-1936 USA
County Code:	097
Cong. District:	05
Metro Area Code:	3480
Corporate URL:	http://www.wellpoint.com/ngs
Organization Type:	CORPORATE ENTITY (NOT TAX EXEMPT) 2L
Incorporation:	IN
Legal Structure:	Corporation
Business Type:	2X - For-Profit Organization
Employees: *	2,000
Annual Revenue: *	\$20,000,000
Credit Card:	N
Cage Code:	3NKX7
SAM Registration:	2003-12-18
SAM Renewal:	2019-06-25
Year Established:	1967-1-19
Fiscal Yr End:	12/31
Division Name:	NATIONAL GOVERNMENT SERVICES
Company Security:	NONE
Employee Security:	NONE
Current Principals:	(none given)

* Self reported by company to government, cannot be guaranteed for accuracy

COMPARATIVE 7 - YEAR FEDERAL PRIME CONTRACTS VIEW

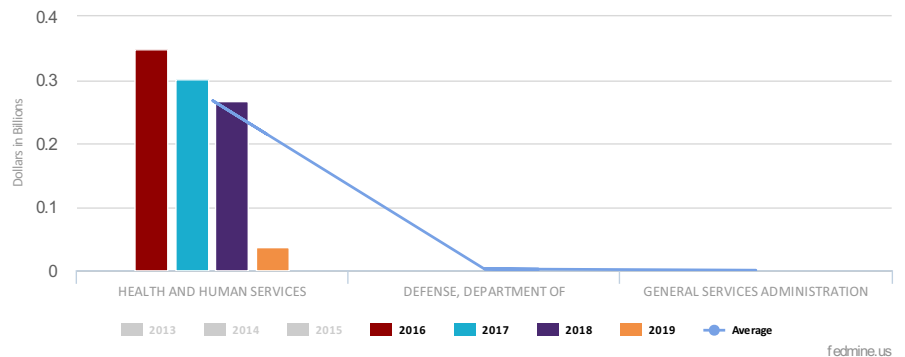


Top Federal Agencies (2013-2019)



HEALTH AND HUMAN SERVICES DEFENSE, DEPARTMENT OF GENERAL SERVICES ADMINISTRATION

Federal Contract Actions by Agency



AGENCY (Contracting)	2019	2018	2017	2016	2015	2014	2013
+ 4700 - GENERAL SERVICES	\$0	\$0	\$0	\$0	\$0	\$0	\$0

Source: System for Award Management (SAM)

Executive Information

Name	Compensation
Date: 01/20/2016	Contract #: HHSMS00201600022C
John Whitney	\$ 427,278
Tim Mashek	\$ 405,740
Mary Ludden	\$ 395,269
Stacey Brennan	\$ 360,642
Charles Clarke	\$ 320,599

Source: FEDMINE analysis of USASPENDING.GOV Data

Contact Information

Government Contact:

Name:	FLORIDA HENDRICKS
Title:	CONTRACT ADMIN DIRECTOR
Email:	florida.hendricks@anthem.com
Phone:	(410) 279-9193

Corporate References Contact:

Name:	STACY AMBURN
Title:	CONTRACTS MANAGER
Email:	stacie-asf.amburn@anthem.com
Phone:	(317) 913-6187

Other:

Name:	STACIE AMBURN
Email:	stacie-asf.amburn@wellpoint.com
Phone:	(317) 913-6175

Source: System for Award Management (SAM)

Source: DSBS.GOV Data

CERTIFICATION DETAILS

Capabilities Narrative:

(none given)

SBA Servicing Office:

INDIANA DISTRICT OFFICE (SBA office code 0562)

Business Type Percentages:

(none given)

Bonding Levels:

Construction:	unknown (per contract)
Construction:	unknown (aggregate)
Service:	unknown (per contract)
Service:	unknown (aggregate)

ADMINISTRATION								
+ 7500 - HEALTH AND HUMAN SERVICES	\$37,032,056	\$267,627,488	\$301,050,560	\$348,061,728	\$351,960,904	\$321,094,560	\$242,764,880	
+ 9700 - DEFENSE, DEPARTMENT OF	0	0	0	0	\$0	\$8,059,008	\$5,819,825	
GRAND TOTAL:	\$37,032,056	\$267,627,488	\$301,050,560	\$348,061,728	\$351,960,904	\$329,153,568	\$248,584,705	

AGENCY (Funding)	2019	2018	2017	2016	2015	2014	2013
+ 4700 - GENERAL SERVICES ADMINISTRATION	\$0	\$0	\$0	\$0	\$0	\$0	\$0
+ 7500 - HEALTH AND HUMAN SERVICES	\$37,032,058	\$267,627,496	\$301,050,560	\$348,061,736	\$351,960,904	\$321,094,560	\$242,764,872
+ 9700 - DEFENSE, DEPARTMENT OF	0	0	0	0	\$0	\$8,059,008	\$5,819,825
GRAND TOTAL:	\$37,032,058	\$267,627,496	\$301,050,560	\$348,061,736	\$351,960,904	\$329,153,568	\$248,584,697

Source: FEDMINE analysis of Federal Procurement Data system - Next Generation Data (FPDS-NG)

GSA CONTRACT ACTIONS

Contracts 5

AGENCY	2019	2018	2017	2016	2015	2014	2013
+ 7500 - HEALTH AND HUMAN SERVICES	\$0	\$6,454,717	\$15,907,209	\$29,592,001	\$39,944,709	\$29,092,843	\$23,882,182
GRAND TOTAL:	\$0	\$6,454,717	\$15,907,209	\$29,592,001	\$39,944,709	\$29,092,843	\$23,882,182

Source: FEDMINE analysis of Federal Procurement Data system - Next Generation Data (FPDS-NG)

NORTH AMERICAN INDUSTRY CLASSIFICATION SYSTEM (NAICS)

- 518210 - DATA PROCESSING, HOSTING, AND RELATED SERVICES
- 522320 - FINANCIAL TRANSACTIONS PROCESSING, RESERVE, AND CLEARINGHOUSE ACTIVITIES
- 524114 - DIRECT HEALTH AND MEDICAL INSURANCE CARRIERS
- 524292 - THIRD PARTY ADMINISTRATION OF INSURANCE AND PENSION FUNDS
- 524298 - ALL OTHER INSURANCE RELATED ACTIVITIES
- 541211 - OFFICES OF CERTIFIED PUBLIC ACCOUNTANTS
- 541219 - OTHER ACCOUNTING SERVICES
- 541511 - CUSTOM COMPUTER PROGRAMMING SERVICES
- 541512 - COMPUTER SYSTEMS DESIGN SERVICES
- 541513 - COMPUTER FACILITIES MANAGEMENT SERVICES
- 541519 - OTHER COMPUTER RELATED SERVICES
- 541611 - ADMINISTRATIVE MANAGEMENT AND GENERAL MANAGEMENT CONSULTING SERVICES
- 541618 - OTHER MANAGEMENT CONSULTING SERVICES
- 541720 - RESEARCH AND DEVELOPMENT IN THE SOCIAL SCIENCES AND HUMANITIES
- 541990 - ALL OTHER PROFESSIONAL, SCIENTIFIC, AND TECHNICAL SERVICES
- 561110 - OFFICE ADMINISTRATIVE SERVICES
- 561422 - TELEMARKETING BUREAUS
- 923130 - ADMINISTRATION OF HUMAN RESOURCE PROGRAMS (EXCEPT EDUCATION, PUBLIC HEALTH, AND VETERANS' AFFAIRS PROGRAMS)

MyFedconnect™ Potential NAICS MarketView

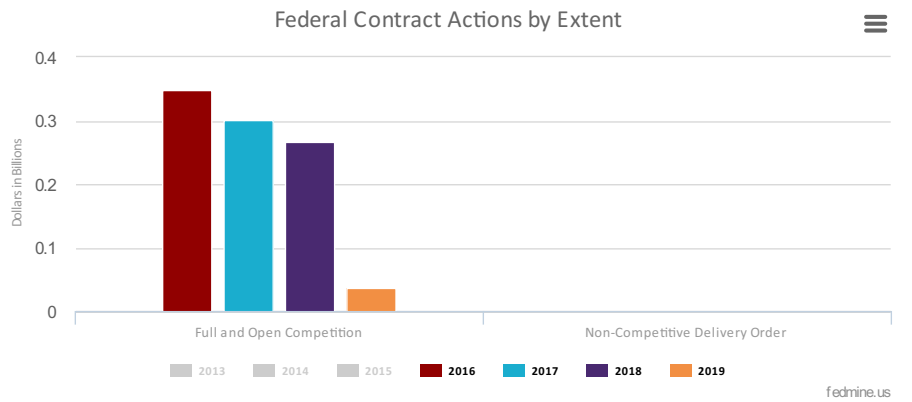
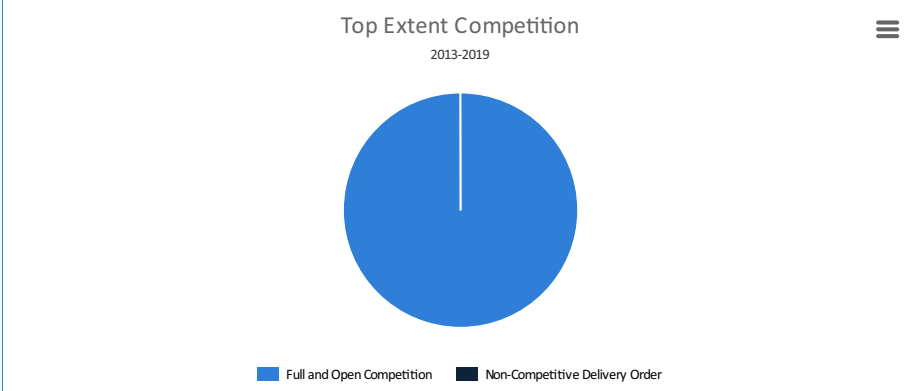
PRODUCT OR SERVICE (PSC) CODES

Quality Standards:	
Quality Assurance:	(none given)
EDI:	N
Export Details:	
Activities:	(none given)
Exporting to:	(none given)
Relationships:	(none given)
Objective(s):	
Non-Government Certifications:	
(none given)	
Special Equipment	
(none given)	
Source: DSBS.GOV Data	

- Q201 - GENERAL HEALTH CARE SERVICES
- R699 - OTHER ADMINISTRATIVE SUPPORT SVCS
- R703 - ACCOUNTING SERVICES
- R704 - SUPPORT-MANAGEMENT: AUDITING
- R799 - OTHER MANAGEMENT SUPPORT SERVICES

MyFedconnect™ Potential PSC MarketView

CONTRACT AWARDS BY EXTENT OF COMPETITION



EXTENT COMPLETED	2019	2018	2017	2016	2015	2014	2013
+ A - Full and Open Competition	\$37,032,057	\$267,627,490	\$301,050,546	\$348,061,735	\$351,960,909	\$329,153,557	\$248,584,700
+ NDO - Non-Competitive Delivery Order	\$0	\$0	\$0	\$0	\$0	\$0	\$0
GRAND TOTAL:	\$37,032,057	\$267,627,490	\$301,050,546	\$348,061,735	\$351,960,909	\$329,153,557	\$248,584,700

Source: FEDMINE analysis of Federal Procurement Data system - Next Generation Data (FPDS-NG)






GSA SCHEDULE CONTRACTS


	GSA Numbers	Schedule Type	Contract Ending Date
details	GS35F0674T	70	Sep 27, 2022
details	GS23F025AA	00CORP	Apr 9, 2018

IDV (IDIQ) Contract Vehicles

IDV CONTRACTS

IDV CONTRACT	2019	2018	2017	2016	2015	2014	2013

NUMBERS								
	GS35F0674T	\$0	\$6,454,717	\$15,907,209	\$29,592,002	\$39,944,709	\$29,092,843	\$23,882,182
	HHSM500200600023I	\$0	\$0	\$0	\$41,549,785	\$43,093,169	\$40,672,617	\$48,011,375
	HHSM500201300017I	\$17,059,265	\$27,790,245	\$25,334,088	\$31,145,610	\$27,565,448	\$5,444,273	\$0
	HHSM500201600004I	\$4,138,807	\$3,676,581	\$0	\$0	\$0	\$0	\$0
	H9400209D0001	\$0	\$0	\$0	\$0	\$0	\$8,059,007	\$5,819,824
GRAND TOTAL:		\$21,198,072	\$37,921,543	\$41,241,297	\$102,287,397	\$110,603,326	\$83,268,740	\$77,713,381

Source:  FEDMINE analysis of Federal Procurement Data system - Next Generation Data (FPDS-NG)

COMPARATIVE 11- YEAR SUB CONTRACTS REVENUE BY PRIME CONTRACTOR

Sub Contracts Received from each reported Prime Contractor	2019	2018	2017	2016	2015	2014	2013	2012	2011	2010	2009
+ 033324117 - HIGHPOINT DIGITAL, INC.	\$0	\$0	\$0	\$0	\$0	\$0	\$207,772,112	\$0	\$0	\$0	\$0
+ 139727148 - ACCENTURE FEDERAL SERVICES LLC	\$0	\$410,192	\$335,217	\$0	\$522,000	\$0	\$0	\$0	\$0	\$0	\$0
+ 064681021 - NORTHROP GRUMMAN INFORMATION TECHNOLOGY INC	\$0	\$0	\$2,491,971	\$7,163,736	\$0	\$0	\$0	\$0	\$0	\$0	\$0
GRAND TOTAL:	\$0	\$410,192	\$2,827,188	\$7,163,736	\$522,000	\$0	\$207,772,112	\$0	\$0	\$0	\$0

SUB CONTRACT AWARDS BY AGENCY

AGENCY	2019	2018	2017	2016	2015	2014	2013	2012	2011	2010	2009
7530 - CENTERS FOR MEDICARE AND MEDICAID SERVICES	\$0	\$410,192	\$2,827,188	\$7,163,736	\$522,000	\$0	\$207,772,112	\$0	\$0	\$0	\$0
GRAND TOTAL:	\$0	\$410,192	\$2,827,188	\$7,163,736	\$522,000	\$0	\$207,772,112	\$0	\$0	\$0	\$0

SUB CONTRACT AWARDS BY PLACE OF PERFORMANCE

PLACE OF PERFORMANCE	2019	2018	2017	2016	2015	2014	2013	2012	2011	2010	2009
IN - Indiana	\$0	\$0	\$2,491,971	\$7,163,736	\$0	\$0	\$207,772,112	\$0	\$0	\$0	\$0
VA - Virginia	\$0	\$410,192	\$335,217	\$0	\$522,000	\$0	\$0	\$0	\$0	\$0	\$0
GRAND TOTAL:	\$0	\$410,192	\$2,827,188	\$7,163,736	\$522,000	\$0	\$207,772,112	\$0	\$0	\$0	\$0

SUB CONTRACT AWARDS BY NAICS

NAICS	2019	2018	2017	2016	2015	2014	2013	2012	2011	2010	2009
541611 - ADMINISTRATIVE MANAGEMENT	\$0	\$0	\$0	\$0	\$0	\$0	\$207,772,112	\$0	\$0	\$0	\$0

AND GENERAL MANAGEMENT CONSULTING SERVICES												
541512 - COMPUTER SYSTEMS DESIGN SERVICES	\$0	\$410,192	\$2,827,188	\$7,163,736	\$522,000	\$0	\$0	\$0	\$0	\$0	\$0	\$0
GRAND TOTAL:	\$0	\$410,192	\$2,827,188	\$7,163,736	\$522,000	\$0	\$207,772,112	\$0	\$0	\$0	\$0	\$0

Source:  FEDMINE analysis of USASPENDING.GOV Data

Copyright © 2019 FEDMINE™