

## FEDMINE™ Prime Contractor Company Profile - TRIDENT TECHNOLOGIES, LLC

Last Updated: 10/22/2017 - 02:00:02 AM

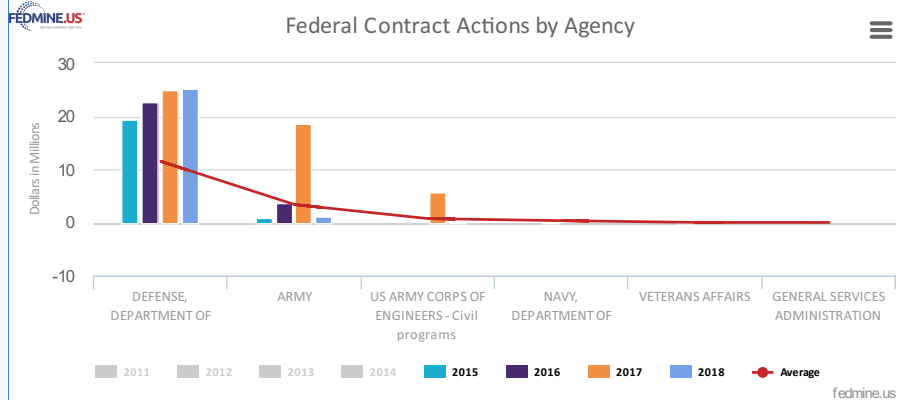
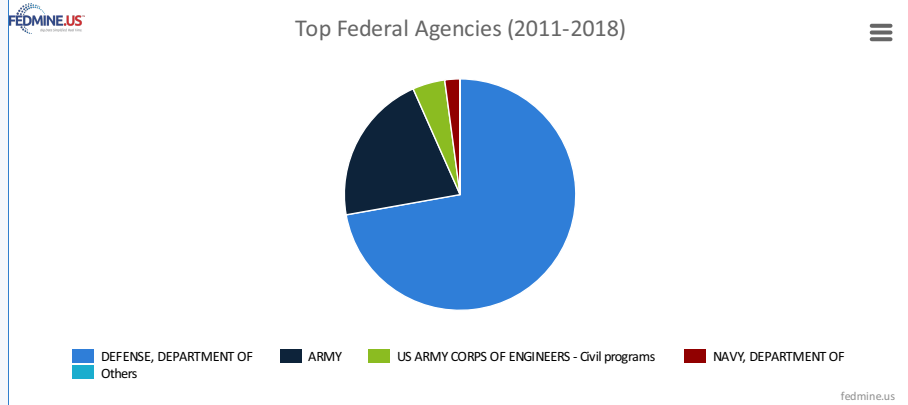
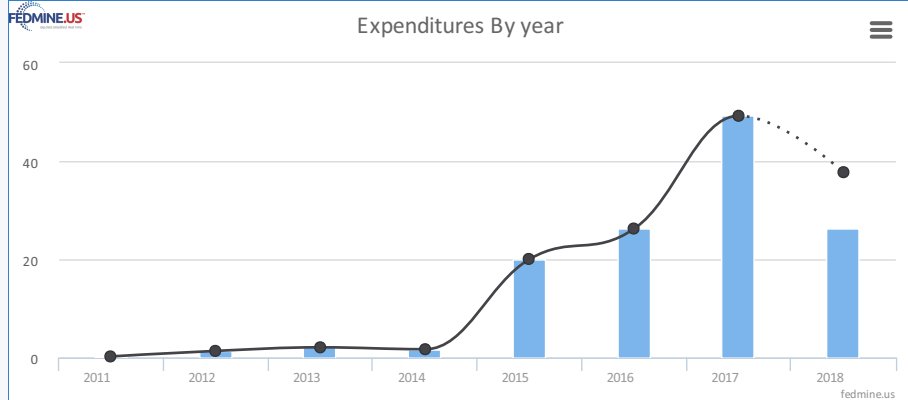
- Note 1:** If a Parent company for this entity is reported, click the link on its Parent DUNS number below to see its consolidated Profile. Parent subsidiary relationships are no longer provided due to the Federal Government's agreement with D&B, and therefore, some relationships may not reflect the most current status in our system.
- Note 2:** All OBLIGATED DOLLARS PERTAIN TO PRIME CONTRACTING DOLLARS ONLY. IF PURCHASED SEPARATELY SUBCONTRACTS DATA IS INCLUDED IN ALL PROFILES.

- View Profile by subsidiaries
- Contract Awards in Last 30 Days
- Contracts by Place of Performance
- Contracts By Contracting Off.
- FedBizOpps Awards
- GWAC Contracts
- Contracts by NAICS Codes
- Contracts by PSC Codes
- Contracts by Categories
- Contracts By Socio Economic Status
- Contracts By SetAside Type
- Contracts By Pricing Type
- Contracts By Extent of Competition

### ORGANIZATION DETAILS

|                     |  |
|---------------------|--|
| DUNS:               | 805886038  |
| Parent DUNS:        | NONE   |
| Fedmine ID:         | F539558315   |
| Address:            | 310 BRIDGE STREET, SUITE 350<br>HUNTSVILLE<br>AL 35806-<br>USA   |
| County Code:        | 089  |
| Cong. District:     | 05   |
| Metro Area Code:    | 3440   |
| Corporate URL:      | <a href="http://www.tridenttechnologies.net">http://www.tridenttechnologies.net</a>  |
| Organization Type:  | CORPORATE ENTITY (NOT TAX EXEMPT)<br>2L  |
| Incorporation:      | AL   |
| Legal Structure:    | LLC  |
| Business Type:      | 23 - Minority-Owned business<br>27 - Self-Certified Small Disadvantaged Business<br>2X - For-Profit Organization<br>8E - (EDWOSB) Economically Disadvantaged Women-Owned Small Business<br>8W - (WOSB) Women-Owned Small Business<br>A2 - Women-Owned Business<br>LJ - Limited Liability Company<br>PI - Hispanic American Owned |
| Employees: *        | 25   |
| Annual Revenue: *   | \$2,000,000  |
| Credit Card:        | N  |
| Cage Code:          | 4UMJ6  |
| SAM Registration:   | 2007-08-17   |
| SAM Renewal:        | 2018-10-20   |
| Year Established:   | 2006-2-20  |
| Fiscal Yr End:      | 12/31  |
| Company Security:   | NONE   |
| Employee Security:  | NONE   |
| Current Principals: | Suzanne Arroyo, President & CEO  |

### COMPARATIVE 8 - YEAR FEDERAL PRIME CONTRACTS VIEW



| AGENCY                  | 2018        | 2017         | 2016        | 2015      | 2014      | 2013      | 2012        | 2011      |
|-------------------------|-------------|--------------|-------------|-----------|-----------|-----------|-------------|-----------|
| 2100 - ARMY             | \$1,131,490 | \$18,597,687 | \$3,555,299 | \$766,301 | \$715,453 | \$356,580 | \$1,347,389 | \$436,706 |
| 4700 - GENERAL SERVICES | \$0         | \$0          | \$0         | \$0       | \$0       | \$0       | 0           | \$0       |

\* Self reported by company to government, cannot be guaranteed for accuracy

Source: System for Award Management (SAM)

### Contact Information

#### Government Contact:

Name: TERESA ROGERS  
 Title: BUSINESS DEVELOPMENT  
 Email: trogers@tridenttechnologies.net  
 Phone: (256) 705-5427

#### Government Contact Other:

Name: JESSICA S ARROYO  
 Title: CEO  
 Email: sarroyo@tridenttechnologies.net  
 Phone: (256) 489-6775

#### Corporate References Contact Other:

Name: MICHAEL A WILLIAMS  
 Title: PRESIDENT  
 Email: mwilliams@tridenttechnologies.net  
 Phone: (256) 705-5440

#### Corporate Contact:

Name: LAURA L SCHULTZ  
 Title: BUSINESS MANAGER  
 Email: lschultz@tridenttechnologies.net  
 Phone: (256) 705-5449

#### Other:

Name: DENISE SMITH  
 Title: CFO  
 Email: dsmith@tridenttechnologies.net  
 Phone: (256) 489-5470

#### 3D RESEARCH CORPORATION -019922855

Email: lschultz@3drc.com  
 Other Contact: LAURA SCHULTZ  
 Phone #: (256) 325-5956  
 Fax: 2567051012

#### PYPOC:

Name: 3D RESEARCH CORPORATION

Source: System for Award Management (SAM)  
 Source: DSBS.GOV Data

### CERTIFICATION DETAILS

#### Capabilities Narrative:

Trident Technologies, LLC is a premier engineering and IT

| ADMINISTRATION                                     |                     |                     |                     |                     |                    |                    |                    |  |                  |
|--|---------------------|---------------------|---------------------|---------------------|--------------------|--------------------|--------------------|--|------------------|
| + 9700 - DEFENSE, DEPARTMENT OF                    | \$25,143,342        | \$24,950,392        | \$22,689,854        | \$19,309,574        | \$2,500            | 0                  | 0                  |  | \$-215,752       |
| 1700 - NAVY, DEPARTMENT OF                         | 0                   | \$0                 | \$2,501             | \$-1,697            | \$948,751          | \$1,716,183        | 0                  |  | \$0              |
| 3600 - VETERANS AFFAIRS                            | 0                   | 0                   | \$18,359            | 0                   | \$20,510           | 0                  | 0                  |  | 0                |
| 96CE - US ARMY CORPS OF ENGINEERS - Civil programs | \$66,461            | \$5,681,848         | 0                   | 0                   | 0                  | 0                  | 0                  |  | 0                |
| <b>GRAND TOTAL:</b>                                | <b>\$26,341,294</b> | <b>\$49,229,927</b> | <b>\$26,266,013</b> | <b>\$20,074,179</b> | <b>\$1,687,214</b> | <b>\$2,072,762</b> | <b>\$1,347,389</b> |  | <b>\$220,954</b> |

Source: FEDMINE analysis of Federal Procurement Data system - Next Generation Data (FPDS-NG)

### COMPARATIVE 8 - YEAR FEDERAL PRIME CONTRACTS VIEW BY DIVISION NAME

| DIVISION NAME               | 2018                | 2017                | 2016                | 2015                | 2014               | 2013               | 2012               | 2011             |
|-----------------------------|---------------------|---------------------|---------------------|---------------------|--------------------|--------------------|--------------------|------------------|
| + TRIDENT TECHNOLOGIES, LLC | \$26,341,294        | \$49,229,927        | \$26,266,013        | \$20,074,179        | \$1,687,214        | \$2,072,762        | \$1,347,389        | \$220,954        |
| <b>GRAND TOTAL:</b>         | <b>\$26,341,294</b> | <b>\$49,229,927</b> | <b>\$26,266,013</b> | <b>\$20,074,179</b> | <b>\$1,687,214</b> | <b>\$2,072,762</b> | <b>\$1,347,389</b> | <b>\$220,954</b> |

Source: FEDMINE analysis of Federal Procurement Data system - Next Generation Data (FPDS-NG)

### GSA CONTRACT ACTIONS

Contracts 5

| AGENCY                          | 2018       | 2017       | 2016            | 2015       | 2014       | 2013       | 2012       | 2011       |
|---------------------------------|------------|------------|-----------------|------------|------------|------------|------------|------------|
| 2100 - ARMY                     | 0          | \$0        | \$0             | \$0        | \$0        | 0          | 0          | 0          |
| + 9700 - DEFENSE, DEPARTMENT OF | 0          | 0          | 0               | 0          | 0          | 0          | 0          | 0          |
| 1700 - NAVY, DEPARTMENT OF      | 0          | 0          | 0               | 0          | 0          | 0          | 0          | \$0        |
| 5700 - AIR FORCE                | 0          | 0          | 0               | 0          | 0          | 0          | 0          | 0          |
| 3600 - VETERANS AFFAIRS         | 0          | 0          | \$18,939        | 0          | 0          | 0          | 0          | 0          |
| <b>GRAND TOTAL:</b>             | <b>\$0</b> | <b>\$0</b> | <b>\$18,939</b> | <b>\$0</b> | <b>\$0</b> | <b>\$0</b> | <b>\$0</b> | <b>\$0</b> |

Source: FEDMINE analysis of Federal Procurement Data system - Next Generation Data (FPDS-NG)

### NORTH AMERICAN INDUSTRY CLASSIFICATION SYSTEM (NAICS)

- 488190 - OTHER SUPPORT ACTIVITIES FOR AIR TRANSPORTATION
- 518210 - DATA PROCESSING, HOSTING, AND RELATED SERVICES
- 541330 - ENGINEERING SERVICES
- 541511 - CUSTOM COMPUTER PROGRAMMING SERVICES
- 541512 - COMPUTER SYSTEMS DESIGN SERVICES
- 541513 - COMPUTER FACILITIES MANAGEMENT SERVICES
- 541519 - OTHER COMPUTER RELATED SERVICES
- 541611 - ADMINISTRATIVE MANAGEMENT AND GENERAL MANAGEMENT CONSULTING SERVICES
- 541614 - PROCESS, PHYSICAL DISTRIBUTION, AND LOGISTICS CONSULTING SERVICES
- 541690 - OTHER SCIENTIFIC AND TECHNICAL CONSULTING SERVICES
- 541990 - ALL OTHER PROFESSIONAL, SCIENTIFIC, AND TECHNICAL SERVICES

MyFedconnect™ Potential NAICS MarketView

### PRODUCT OR SERVICE (PSC) CODES

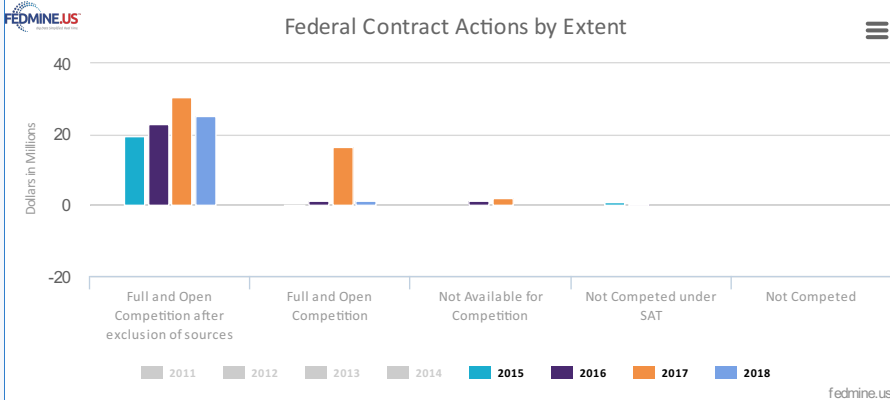
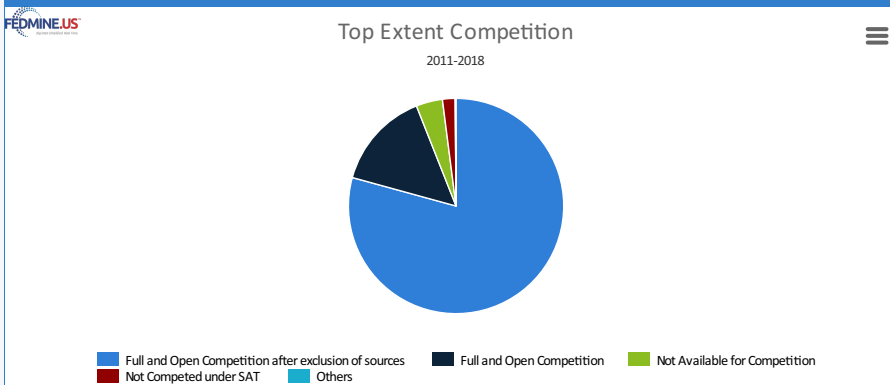
professional services firm serving clients in both the commercial and federal sectors. Our passion is using technology to help our clients succeed.

| SBA Servicing Office:                          |                    |
|--|--------------------|
| ALABAMA DISTRICT OFFICE (SBA office code 0459) |                    |
| SBA 8(a) Certification:                        |                    |
| Case Number:                                   | 302969             |
| Entrance Date:                                 | 2009-01-21         |
| Exit Date:                                     | 2018-01-21         |
| Small Disadvantaged Business:                  |                    |
| Entrance Date:                                 | 2009-01-21         |
| SDB Exit Date:                                 | 2018-01-21         |
| Business Type Percentages:                     |                    |
| Service (100 %)                                |                    |
| Bonding Levels:                                |                    |
| Construction:                                  | \$0 (per contract) |
| Construction:                                  | \$0 (aggregate)    |
| Service:                                       | \$0 (per contract) |
| Service:                                       | \$0 (aggregate)    |
| Quality Standards:                             |                    |
| Quality Assurance:                             | (none given)       |
| EDI:   | N                  |
| Export Details:                                |                    |
| Activities:                                    | (none given)       |
| Exporting to:                                  | (none given)       |
| Relationships:                                 | (none given)       |
| Objective(s):                                  |                    |
| Non-Government Certifications:                 |                    |
| (none given)                                   |                    |
| Special Equipment                              |                    |
|  |                    |
| Source: DSBS.GOV Data                          |                    |

- D301 - ADP FACILITY MANAGEMENT
- D302 - IT AND TELECOM- SYSTEMS DEVELOPMENT
- D306 - ADP SYSTEMS ANALYSIS SERVICES
- D307 - AUTOMATED INFORMATION SYSTEM SVCS
- D308 - PROGRAMMING SERVICES
- D316 - TELECOMMUNICATION NETWORK MGMT SVCS
- D325 - IT AND TELECOM- DATA CENTERS AND STORAGE
- R408 - SUPPORT- PROFESSIONAL: PROGRAM MANAGEMENT/SUPPORT
- R410 - SUPPORT- PROFESSIONAL: PROGRAM EVALUATION/REVIEW/DEVELOPMENT
- R425 - ENGINEERING AND TECHNICAL SERVICES
- R499 - OTHER PROFESSIONAL SERVICES
- R699 - OTHER ADMINISTRATIVE SUPPORT SVCS
- R799 - OTHER MANAGEMENT SUPPORT SERVICES


MyFedconnect™ Potential PSC MarketView

### CONTRACT AWARDS BY EXTENT OF COMPETITION



| EXTENT COMPETED  | 2018         | 2017         | 2016         | 2015         | 2014      | 2013        | 2012        | 2011       |
|--|--------------|--------------|--------------|--------------|-----------|-------------|-------------|------------|
| + B - Not Available for Competition                        | \$45,500     | \$2,066,709  | \$1,415,123  | \$0          | \$0       | \$0         | \$1,662,170 | \$-148,171 |
| + A - Full and Open Competition                            | \$1,085,990  | \$16,521,864 | \$1,135,674  | \$-75,430    | \$0       | \$-2,429    | \$-298,907  | \$369,125  |
| + D - Full and Open Competition after exclusion of sources | \$25,209,804 | \$30,632,241 | \$23,071,995 | \$19,307,878 | \$951,250 | \$1,716,183 | \$-15,874   | \$0        |
| + C - Not Competed   | \$0          | \$0          | \$0          | \$0          | \$0       | \$149,769   | \$0         | \$0        |
| + G - Not Competed under SAT                               | \$0          | \$9,114      | \$643,800    | \$841,731    | \$715,453 | \$209,240   | \$0         | \$0        |

|                          |                     |                     |                     |                     |                    |                    |                    |                  |
|--------------------------|---------------------|---------------------|---------------------|---------------------|--------------------|--------------------|--------------------|------------------|
| + F - Competed under SAT | \$0                 | \$0                 | \$-580              | \$0                 | \$20,510           | \$0                | \$0                | \$0              |
| <b>GRAND TOTAL:</b>      | <b>\$26,341,294</b> | <b>\$49,229,928</b> | <b>\$26,266,013</b> | <b>\$20,074,179</b> | <b>\$1,687,214</b> | <b>\$2,072,762</b> | <b>\$1,347,389</b> | <b>\$220,954</b> |

Source:  FEDMINE analysis of Federal Procurement Data system - Next Generation Data (FPDS-NG)


### GSA SCHEDULE CONTRACTS

|                         | GSA Numbers | Schedule Type | Contract Ending Date |
|-------------------------|-------------|---------------|----------------------|
| <a href="#">details</a> | GS23F0157P  | 871           | Feb 22, 2019         |
| <a href="#">details</a> | GS35F0713V  | 70            | Sep 17, 2014         |

 IDV (IDIQ) Contract Vehicles

### IDV CONTRACTS

| IDV CONTRACT NUMBERS  | 2018                | 2017                | 2016                | 2015                | 2014             | 2013               | 2012              | 2011             |
|---|---------------------|---------------------|---------------------|---------------------|------------------|--------------------|-------------------|------------------|
|  GS35F0713V      | \$0                 | \$0                 | \$0                 | \$0                 | \$0              | \$0                | \$0               | \$0              |
|  N0017816D9087   | \$0                 | \$0                 | \$2,501             | \$0                 | \$0              | \$0                | \$0               | \$0              |
|  N0018913D0012   | \$0                 | \$0                 | \$0                 | \$-1,697            | \$948,750        | \$1,716,183        | \$0               | \$0              |
|  GS23F0157P      | \$0                 | \$0                 | \$18,939            | \$0                 | \$0              | \$0                | \$0               | \$0              |
|  W31P4Q05A0023   | \$0                 | \$-123,050          | \$-382,142          | \$-75,430           | \$0              | \$-2,429           | \$-298,907        | \$369,125        |
|  W31P4Q16A0015   | \$1,085,990         | \$8,435,039         | \$0                 | \$0                 | \$0              | \$0                | \$0               | \$0              |
|  W31P4Q16A0018 | \$0                 | \$7,141,550         | \$1,496,376         | \$0                 | \$0              | \$0                | \$0               | \$0              |
|  W31P4Q17A0002 | \$0                 | \$1,068,324         | \$0                 | \$0                 | \$0              | \$0                | \$0               | \$0              |
|  W912HZ17D0004 | \$66,461            | \$5,681,848         | \$0                 | \$0                 | \$0              | \$0                | \$0               | \$0              |
|  HTC71114DD003 | \$25,143,343        | \$24,950,393        | \$23,071,995        | \$19,309,575        | \$2,500          | \$0                | \$0               | \$0              |
| <b>GRAND TOTAL:</b>   | <b>\$26,295,794</b> | <b>\$47,154,105</b> | <b>\$24,207,670</b> | <b>\$19,232,448</b> | <b>\$951,250</b> | <b>\$1,713,754</b> | <b>\$-298,907</b> | <b>\$369,125</b> |

Source:  FEDMINE analysis of Federal Procurement Data system - Next Generation Data (FPDS-NG)