


FEDMINE™ Prime Contractor Company Profile - TISTA SCIENCE AND TECHNOLOGY CORPORATION

Last Updated: 05/10/2019 - 04:18:37 AM



- Note 1:** If a Parent company for this entity is reported, click the link on its Parent DUNS number below to see its consolidated Profile. Parent subsidiary relationships are no longer provided due to the Federal Government's agreement with D&B, and therefore, some relationships may not reflect the most current status in our system.
- Note 2:** All OBLIGATED DOLLARS PERTAIN TO PRIME CONTRACTING DOLLARS ONLY. IF PURCHASED SEPARATELY SUBCONTRACTS DATA IS INCLUDED IN ALL PROFILES.

- Contract Awards in Last 30 Days
- Contracts by Place of Performance
- Contracts By Contracting Off.
- FedBizOpps Awards
- GAO Protests filed by company
- GWAC Contracts
- Contracts by NAICS Codes
- Comparison by NAICS Codes with verified VOSB/SDBVOSB Firms
- Contracts by PSC Codes
- Contracts by Categories
- Contracts By Socio Economic Status
- Contracts By SetAside Type
- Contracts By Pricing Type
- Contracts By Extent of Competition
- 8(a) Competitive Mix

ORGANIZATION DETAILS

DUNS: 611509055
Parent DUNS: NONE
Fedmine ID: F822930399
Address: 1201 SEVEN LOCKS RD
 STE 350
 ROCKVILLE
 MD 20854-6901
 USA 
County Code: 031
Cong. District: 08
Metro Area Code: 8840
Corporate URL: <http://www.tistatech.com>
Organization Type: CORPORATE ENTITY (NOT TAX EXEMPT)
 2L
Incorporation: MD
Legal Structure: Corporation
Business Type: 23 - Minority-Owned business
 27 - Self-Certified Small Disadvantaged Business
 2X - For-Profit Organization
 A5 - Veteran Owned Business
 QF - Service Disabled Veteran Owned
 QZ - Subcontinent Asian (Asian-Indian) American Owned
 XS - S Corporation
Employees: * 115
Annual Revenue: * \$6,000,000
Credit Card: N
Cage Code: 4A0N5
SAM Registration: 2006-01-30
SAM Renewal: 2020-01-30
Year Established: 2005-2-20
Fiscal Yr End: 12/31
Company Security: NONE
Employee Security: NONE
Current Principals: Ahmedur Ali, President

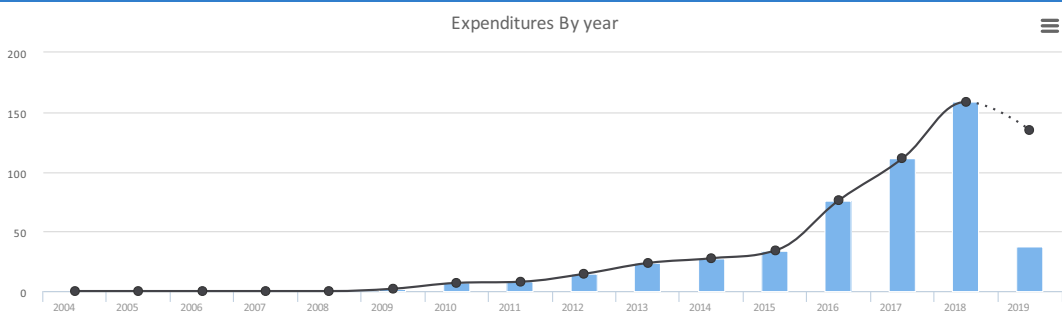
* Self reported by company to government, cannot be guaranteed for accuracy

Source:  System for Award Management (SAM)
 Source:  FEDMINE analysis of Federal Procurement Data system - Next Generation Data (FPDS-NG)

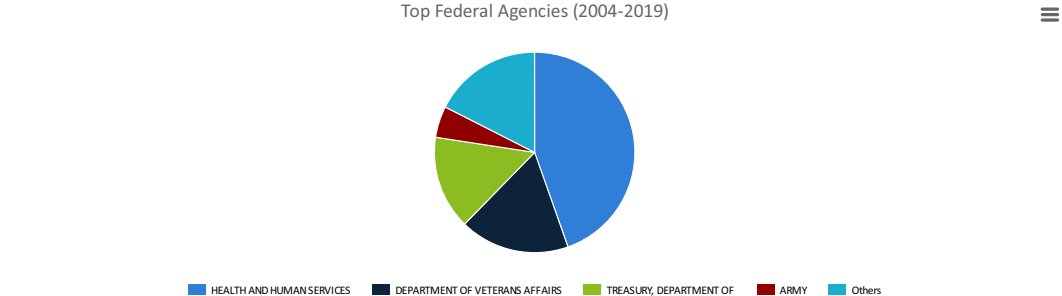
Contact Information

COMPARATIVE 16 - YEAR FEDERAL PRIME CONTRACTS VIEW

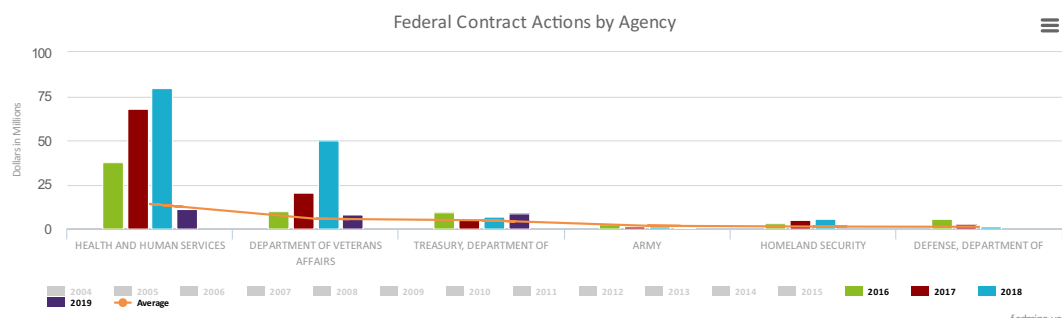
Expenditures By year



Top Federal Agencies (2004-2019)



Federal Contract Actions by Agency



AGENCY (Contracting)	2019	2018	2017	2016	2015	2014	2013	2012	2011	2010	2009	2008	2007	2006	2005	2004
1700 - NAVY, DEPARTMENT OF	0.00	0.00	0.00	0.00	0.00	0.00	0.00	\$550.71K	0	0	\$2.50K	0	0	0	0	0
+ 2000 - TREASURY, DEPARTMENT OF	\$8.57M	\$6.65M	\$5.09M	\$9.43M	\$9.53M	\$8.86M	\$6.77M	\$5.04M	\$6.82M	\$6.86M	\$1.95M	0	0	0	0	0
5700 - AIR FORCE	0	\$658.62K	\$1.84M	\$713.96K	\$499.10K	0	0	0	0	0	\$36.49K	0	0	0	0	0
+ 4700 - GENERAL SERVICES ADMINISTRATION	0.00	\$2.50K	0.00	0.00	0.00	0	0.00	0	0.00	0.00	0	0.00	0	0	0	0
2100 - ARMY	\$677.44K	\$1.34M	\$1.47M	\$2.17M	\$2.44M	\$3.93M	\$7.29M	\$4.96M	\$1.03M	0	0	0	0	0	0	0
+ 1200 - AGRICULTURE, DEPARTMENT OF	-20,000.00	\$2.03M	\$2.04M	\$1.63M	\$1.59M	\$1.55M	\$1.51M	\$1.48M	0	0	0	0	0	0	0	0
2400 - OFFICE OF PERSONNEL MANAGEMENT	0	0	0	0	0	0.00	0.00	\$116.39K	0	0	0	0	0	0	0	0
+ 7500 - HEALTH AND HUMAN SERVICES	\$10.89M	\$79.37M	\$68.02M	\$37.57M	\$11.41M	\$7.55M	\$6.05M	\$2.36M	0	0	0	0	0	0	0	0
3600 -	\$7.88M	\$50.02M	\$20.10M	\$9.97M	-210,238.44	\$936.09K	0.00	0	0	0	0	0	0	0	0	0

Government Contact:	
Name:	MARION DEVOE
Title:	CHIEF TECHNOLOGY OFFICER
Email:	mdevoe@tistatech.com
Phone:	(703) 371-9492

Corporate References Contact:	
Name:	ASIF AHMED
Email:	aahmed@tistatech.com
Phone:	(301) 351-6875

Corporate Contact:	
Name:	AHMEDUR ALI
Title:	PRESIDENT
Email:	aali@tistatech.com
Phone:	(301) 404-5567

Other:	
Name:	HENRY SHELLER
Email:	hsheller@tistatech.com
Phone:	(301) 968-3427

Source: System for Award Management (SAM)
Source: DSBS.GOV Data

CERTIFICATION DETAILS

Capabilities Narrative:
TISTA's IT Services include Program Management Support, Cybersecurity/Information Assurance, Operations & Maintenance, and Application Development. TISTA's non-IT services include financial management, back office support, and administrative support.

SBA Servicing Office:
WASHINGTON DISTRICT OFFICE (SBA office code 0353)

VIP Verified Certification:
Last Verified Date: 7/29/2016
Expiration Date: 7/29/2019
[VetBiz company profile](#)

SBA 8(a) Certification:
Case Number: 301923
Entrance Date: 2007-08-10
Exit Date: 2016-08-10

Small Disadvantaged Business:
Entrance Date: 2007-08-10
SDB Exit Date: 2019-04-21

Business Type Percentages:
(none given)

Bonding Levels:

Construction:	\$0 (per contract)
Construction:	\$0 (aggregate)
Service:	\$0 (per contract)
Service:	\$0 (aggregate)

Quality Standards:

Quality Assurance:	A
EDI:	N

Export Details:

Activities:	(none given)
Exporting to:	(none given)
Relationships:	(none given)
Objective(s):	

Non-Government Certifications:

DEPARTMENT OF VETERANS AFFAIRS																		
+ 7000 - HOMELAND SECURITY	0	\$5.49M	\$5.09M	\$3.18M	\$2.66M	\$1.80M	0	0	0	0	0	0	0	0	0	0	0	0
8000 - NATIONAL AERONAUTICS AND SPACE ADMINISTRATION	0	-7,446.29	\$10.61K	\$627.33K	\$826.60K	\$724.75K	\$212.92K	0	0	0	0	0	0	0	0	0	0	0
9100 - EDUCATION, DEPARTMENT OF	\$4.34M	\$4.39M	\$3.33M	\$996.65K	\$441.73K	0	0	0	0	0	0	0	0	0	0	0	0	0
+ 9700 - DEFENSE, DEPARTMENT OF	\$202.45K	\$1.45M	\$2.42M	\$5.36M	\$4.31M	\$1.33M	\$826.47K	0	0	0	0	0	0	0	0	0	0	0
97AS - DEFENSE LOGISTICS AGENCY (DLA)	\$4.70M	\$4.30M	0.00	\$3.06M	\$580.82K	\$844.08K	\$827.40K	0	0	0	0	0	0	0	0	0	0	0
+ 1300 - COMMERCE, DEPARTMENT OF	0	0	0	0	0	0.00	\$74.88K	0	0	0	0	0	0	0	0	0	0	0
1145 - Peace Corps	0	\$1.67M	\$1.63M	0	0	0	0	0	0	0	0	0	0	0	0	0	0	0
2700 - Federal Communications Commission	\$626.33K	\$1.27M	\$359.56K	\$1.49M	0	0	0	0	0	0	0	0	0	0	0	0	0	0
GRAND TOTAL:	\$37.86M	\$158.62M	\$111.42M	\$76.22M	\$34.09M	\$27.53M	\$23.57M	\$14.50M	\$7.85M	\$6.86M	\$1.99M	0.00	0.00	0.00	0.00	0.00	0.00	0.00

AGENCY (Funding)	2019	2018	2017	2016	2015	2014	2013	2012	2011	2010	2009	2008	2007	2006	2005	2004
+ 1200 - AGRICULTURE, DEPARTMENT OF	-20,000.00	\$2.03M	\$2.04M	\$1.63M	\$1.59M	\$1.55M	\$1.51M	\$1.48M	0	0	0	0	0	0	0	0
1700 - NAVY, DEPARTMENT OF	0.00	0.00	0.00	0.00	0.00	0.00	0.00	\$550.71K	0	0	\$2.50K	0	0	0	0	0
+ 2000 - TREASURY, DEPARTMENT OF	\$8.57M	\$6.65M	\$5.09M	\$9.43M	\$9.53M	\$8.86M	\$6.77M	\$5.04M	\$6.82M	\$6.86M	\$1.95M	0	0	0	0	0
2100 - ARMY	\$677.44K	\$1.42M	\$1.71M	\$2.39M	\$2.44M	\$3.93M	\$7.29M	\$4.96M	\$1.03M	0	0	0	0	0	0	0
3600 - DEPARTMENT OF VETERANS AFFAIRS	\$7.88M	\$50.02M	\$20.10M	\$9.97M	-210,238.44	\$936.09K	0.00	0	0	0	0	0	0	0	0	0
+ 4700 - GENERAL SERVICES ADMINISTRATION	0.00	\$2.50K	0.00	0.00	0.00	0	0.00	0	0.00	0.00	0	0.00	0	0	0	0
5700 - AIR FORCE	0	\$658.62K	\$1.84M	\$713.96K	\$499.10K	-33,809.97	\$826.47K	0	0	0	\$36.49K	0	0	0	0	0
+ 7000 - HOMELAND SECURITY	0	\$5.49M	\$5.09M	\$3.18M	\$2.66M	\$1.80M	0	0	0	0	0	0	0	0	0	0
+ 7500 - HEALTH AND HUMAN SERVICES	\$10.89M	\$79.37M	\$68.02M	\$37.57M	\$11.41M	\$7.55M	\$6.05M	\$2.36M	0	0	0	0	0	0	0	0
8000 - NATIONAL AERONAUTICS AND SPACE ADMINISTRATION	0	-7,446.29	\$10.61K	\$627.33K	\$826.60K	\$724.75K	\$212.92K	0	0	0	0	0	0	0	0	0
9100 - EDUCATION, DEPARTMENT OF	\$4.34M	\$4.39M	\$3.33M	\$996.65K	\$441.73K	0	0	0	0	0	0	0	0	0	0	0
+ 9700 - DEFENSE, DEPARTMENT OF	\$202.45K	\$1.37M	\$2.18M	\$5.15M	\$4.31M	\$1.36M	0	0	0	0	0	0	0	0	0	0
97AS - DEFENSE LOGISTICS AGENCY (DLA)	\$4.70M	\$4.30M	0.00	\$3.06M	\$580.82K	\$844.08K	\$1.65M	0	0	0	0	0	0	0	0	0
+ 1300 - COMMERCE, DEPARTMENT OF	0	0	0	0	0	0.00	\$74.88K	0	0	0	0	0	0	0	0	0
2400 - OFFICE OF PERSONNEL MANAGEMENT	0	0	0	0	0	0.00	0.00	\$116.39K	0	0	0	0	0	0	0	0
1145 - Peace Corps	0	\$1.67M	\$1.63M	0	0	0	0	0	0	0	0	0	0	0	0	0
2700 - Federal Communications Commission	\$626.33K	\$1.27M	\$359.56K	\$1.49M	0	0	0	0	0	0	0	0	0	0	0	0
GRAND TOTAL:	\$37.86M	\$158.62M	\$111.42M	\$76.22M	\$34.09M	\$27.53M	\$24.39M	\$14.50M	\$7.85M	\$6.86M	\$1.99M	0.00	0.00	0.00	0.00	0.00

Source: FEDMINE analysis of Federal Procurement Data system - Next Generation Data (FPDS-NG)

GSA CONTRACT ACTIONS Contracts 5

AGENCY	2019	2018	2017	2016	2015	2014	2013	2012	2011	2010	2009	2008	2007	2006	2005	2004
1145 - Peace	0	\$1.67M	\$1.63M	0	0	0	0	0	0	0	0	0	0	0	0	0

Source: DSBS.GOV Data
Source: Veterans Affairs VIP

Corps																	
+ 1200 - AGRICULTURE, DEPARTMENT OF	0	\$309.55K	\$368.09K	0	0	0	0	0	0	0	0	0	0	0	0	0	0
+ 2000 - TREASURY, DEPARTMENT OF	\$8.49M	\$1.82M	\$1.58M	\$216.38K	\$1.26M	\$1.34M	\$1.17M	\$20.75K	0	0	0	0	0	0	0	0	0
2100 - ARMY	\$677.44K	\$1.34M	0	0	0	0	0	0	0	0	0	0	0	0	0	0	0
+ 7500 - HEALTH AND HUMAN SERVICES	0.00	\$5.78M	\$5.76M	\$5.00M	0	0	0	0	0	0	0	0	0	0	0	0	0
+ 9700 - DEFENSE, DEPARTMENT OF	\$48.16K	\$1.04M	\$797.55K	\$804.97K	\$442.69K	\$91.38K	0	0	0	0	0	0	0	0	0	0	0
GRAND TOTAL:	\$9.22M	\$11.96M	\$10.13M	\$6.02M	\$1.70M	\$1.43M	\$1.17M	\$20.75K	0.00	0.00	0.00	0.00	0.00	0.00	0.00	0.00	0.00

Source: FEDMINE analysis of Federal Procurement Data system - Next Generation Data (FPDS-NG)

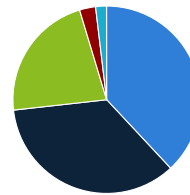
NORTH AMERICAN INDUSTRY CLASSIFICATION SYSTEM (NAICS)

- 511210 - SOFTWARE PUBLISHERS
- 517919 - ALL OTHER TELECOMMUNICATIONS US
- 518210 - DATA PROCESSING, HOSTING, AND RELATED SERVICES
- 519130 - INTERNET PUBLISHING AND BROADCASTING AND WEB SEARCH PORTALS
- 541330 - ENGINEERING SERVICES
- 541511 - CUSTOM COMPUTER PROGRAMMING SERVICES
- 541512 - COMPUTER SYSTEMS DESIGN SERVICES
- 541513 - COMPUTER FACILITIES MANAGEMENT SERVICES
- 541519 - OTHER COMPUTER RELATED SERVICES
- 561210 - FACILITIES SUPPORT SERVICES
- 561320 - TEMPORARY HELP SERVICES
- 561330 - PROFESSIONAL EMPLOYER ORGANIZATIONS
- 623110 - NURSING CARE FACILITIES

MyFedconnect™ Potential NAICS MarketView

CONTRACT AWARDS BY EXTENT OF COMPETITION

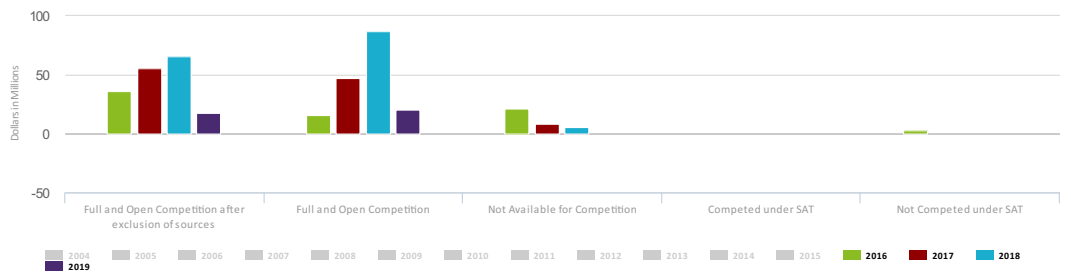
Top Extent Competition
2004-2019



■ Full and Open Competition after exclusion of sources
 ■ Full and Open Competition
 ■ Not Available for Competition
 ■ Competed under SAT
 ■ Others

fedmine.us

Federal Contract Actions by Extent



fedmine.us

EXTENT COMPETED	2019	2018	2017	2016	2015	2014	2013	2012	2011	2010	2009	2008	2007	2006	2005	2004
+ D - Full and Open Competition after exclusion of sources	\$17.52M	\$65.88M	\$55.98M	\$35.68M	\$8.77M	\$4.50M	\$336.92K	\$1.75M	0.00	0.00	\$36.49K	0.00	0.00	0.00	0.00	0.00

+ B - Not Available for Competition	\$154.28K	\$5.28M	\$8.12M	\$21.47M	\$18.67M	\$14.48M	\$15.71M	\$10.26M	\$7.70M	\$6.86M	\$1.95M	0.00	0.00	0.00	0.00	0.00
+ F - Completed under SAT	0.00	0.00	0.00	\$260.43K	\$1.86M	\$4.90M	\$4.48M	\$2.36M	0.00	0.00	0.00	0.00	0.00	0.00	0.00	0.00
+ A - Full and Open Competition	\$20.19M	\$87.48M	\$47.31M	\$15.99M	\$1.70M	\$1.43M	\$2.00M	\$20.75K	0.00	0.00	\$2.50K	0.00	0.00	0.00	0.00	0.00
+ C - Not Completed	0.00	0.00	-5,235.45	\$105.67K	\$1.59M	0.00	0.00	0.00	0.00	0.00	0.00	0.00	0.00	0.00	0.00	0.00
+ G - Not Completed under SAT	0.00	-24,931.28	\$10.61K	\$2.71M	\$1.50M	\$2.22M	\$1.04M	\$116.39K	\$144.97K	0.00	0.00	0.00	0.00	0.00	0.00	0.00
+ None	0.00	0.00	0.00	0.00	0.00	0.00	0.00	0.00	0.00	0.00	0.00	0.00	0.00	0.00	0.00	0.00
GRAND TOTAL:	\$37.86M	\$158.62M	\$111.42M	\$76.22M	\$34.09M	\$27.53M	\$23.57M	\$14.50M	\$7.85M	\$6.86M	\$1.99M	0.00	0.00	0.00	0.00	0.00

Source: FEDMINE analysis of Federal Procurement Data system - Next Generation Data (FPDS-NG)

GSA SCHEDULE CONTRACTS

	GSA Numbers	Schedule Type	Contract Ending Date
details	GS00Q17GWD2184	8ASTARS2	Aug 30, 2021
details	GS35F0471U	70	Jun 30, 2023
details	47QTC18D0063	VETS2	Feb 22, 2023

IDV (IDIQ) Contract Vehicles

IDV CONTRACTS

IDV CONTRACT NUMBERS	2019	2018	2017	2016	2015	2014	2013	2012	2011	2010	2009	2008	2007	2006	2005	2004
GS00Q17GWD2184	\$9.17M	\$5.14M	\$3.84M	0.00	0.00	0.00	0.00	0.00	0.00	0.00	0.00	0.00	0.00	0.00	0.00	0.00
HHSN316201200100W	-73,488.95	\$42.49M	\$37.53M	\$29.15M	\$4.79M	\$1.43M	0.00	0.00	0.00	0.00	0.00	0.00	0.00	0.00	0.00	0.00
N0017809D5835	0.00	0.00	0.00	0.00	0.00	0.00	0.00	0.00	0.00	0.00	\$2.50K	0.00	0.00	0.00	0.00	0.00
N6523612D3871	0.00	0.00	0.00	0.00	0.00	0.00	0.00	\$0.71K	0.00	0.00	0.00	0.00	0.00	0.00	0.00	0.00
GS35F0471U	\$48.16K	\$6.82M	\$6.30M	\$6.02M	\$1.70M	\$1.43M	\$1.17M	\$20.75K	0.00	0.00	0.00	0.00	0.00	0.00	0.00	0.00
OPM2612A0005	0.00	0.00	0.00	0.00	0.00	0.00	0.00	\$116.39K	0.00	0.00	0.00	0.00	0.00	0.00	0.00	0.00
VA11816D1005	\$7.88M	\$50.02M	\$20.10M	\$9.97M	0.00	0.00	0.00	0.00	0.00	0.00	0.00	0.00	0.00	0.00	0.00	0.00
VA119A13D0020	0.00	0.00	0.00	0.00	-210,238.43	\$936.09K	0.00	0.00	0.00	0.00	0.00	0.00	0.00	0.00	0.00	0.00
HHSN316201200200W	\$3.38M	\$7.11M	\$5.93M	\$713.96K	\$719.67K	0.00	0.00	0.00	0.00	0.00	0.00	0.00	0.00	0.00	0.00	0.00
HHSN316201200068W	\$3.27M	\$8.66M	\$8.20M	\$4.18M	\$3.10M	\$1.80M	0.00	0.00	0.00	0.00	0.00	0.00	0.00	0.00	0.00	0.00
HHSN276201200006I	0.00	0.00	0.00	0.00	\$1.85M	\$4.90M	\$4.41M	\$2.36M	0.00	0.00	0.00	0.00	0.00	0.00	0.00	0.00
HHSM500201600012B	\$6.11M	\$7.37M	\$3.14M	0.00	0.00	0.00	0.00	0.00	0.00	0.00	0.00	0.00	0.00	0.00	0.00	0.00
HHSM500201600060I	\$1.45M	\$18.96M	\$17.78M	0.00	0.00	0.00	0.00	0.00	0.00	0.00	0.00	0.00	0.00	0.00	0.00	0.00
NNJ13RA29Z	0.00	-7,446.29	\$10.61K	\$627.33K	\$826.60K	\$724.75K	\$212.92K	0.00	0.00	0.00	0.00	0.00	0.00	0.00	0.00	0.00
EDFSA17D0011	\$1.07M	\$1.21M	\$221.79K	0.00	0.00	0.00	0.00	0.00	0.00	0.00	0.00	0.00	0.00	0.00	0.00	0.00
SP470917D0061	\$4.70M	\$4.32M	0.00	0.00	0.00	0.00	0.00	0.00	0.00	0.00	0.00	0.00	0.00	0.00	0.00	0.00
GRAND TOTAL:	\$37.01M	\$152.09M	\$103.04M	\$50.67M	\$12.78M	\$11.21M	\$5.79M	\$2.49M	0.00	0.00	\$2.50K	0.00	0.00	0.00	0.00	0.00

Source: FEDMINE analysis of Federal Procurement Data system - Next Generation Data (FPDS-NG)

COMPARATIVE 11- YEAR SUB CONTRACTS REVENUE BY PRIME CONTRACTOR

Sub Contracts Received from each reported Prime Contractor	2019	2018	2017	2016	2015	2014	2013	2012	2011	2010	2009

807899653 - NATIONAL GOVERNMENT SERVICES, INC.	0.00	0.00	0.00	0.00	0.00	\$96.50K	\$645.00K	0.00	0.00	0.00	0.00	0.00
GRAND TOTAL:	0.00	0.00	0.00	0.00	0.00	\$96.50K	\$645.00K	0.00	0.00	0.00	0.00	0.00

🔍 SUB CONTRACT AWARDS BY AGENCY


AGENCY	2019	2018	2017	2016	2015	2014	2013	2012	2011	2010	2009
7530 - CENTERS FOR MEDICARE AND MEDICAID SERVICES	0.00	0.00	0.00	0.00	\$96.50K	\$645.00K	0.00	0.00	0.00	0.00	0.00
GRAND TOTAL:	0.00	0.00	0.00	0.00	\$96.50K	\$645.00K	0.00	0.00	0.00	0.00	0.00

🔍 SUB CONTRACT AWARDS BY PLACE OF PERFORMANCE

PLACE OF PERFORMANCE	2019	2018	2017	2016	2015	2014	2013	2012	2011	2010	2009
IN - Indiana	0.00	0.00	0.00	0.00	\$96.50K	\$645.00K	0.00	0.00	0.00	0.00	0.00
GRAND TOTAL:	0.00	0.00	0.00	0.00	\$96.50K	\$645.00K	0.00	0.00	0.00	0.00	0.00

🔍 SUB CONTRACT AWARDS BY NAICS

NAICS	2019	2018	2017	2016	2015	2014	2013	2012	2011	2010	2009
541519 - OTHER COMPUTER RELATED SERVICES	0.00	0.00	0.00	0.00	\$96.50K	\$645.00K	0.00	0.00	0.00	0.00	0.00
GRAND TOTAL:	0.00	0.00	0.00	0.00	\$96.50K	\$645.00K	0.00	0.00	0.00	0.00	0.00

Source:  FEDMINE analysis of USASPENDING.GOV Data