


FEDMINE™ Prime Contractor Company Profile - RER SOLUTIONS, INC.

Last Updated: 02/12/2020 - 01:41:16 PM

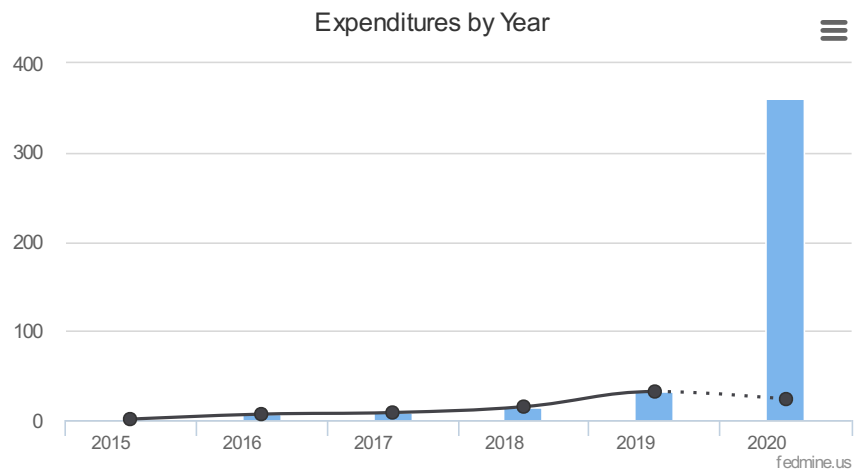
- Note 1:** If a Parent company for this entity is reported, click the link on its Parent DUNS number below to see its consolidated Profile. Parent subsidiary relationships are no longer provided due to the Federal Government's agreement with D&B, and therefore, some relationships may not reflect the most current status in our system.
- Note 2:** All OBLIGATED DOLLARS PERTAIN TO PRIME CONTRACTING DOLLARS ONLY. IF PURCHASED SEPARATELY SUBCONTRACTS DATA IS INCLUDED IN ALL PROFILES.

- Contract Awards in Last 30 Days
- Contracts by Place of Performance
- Contracts by Contracting Office
- FedBizOpps Awards
- Contracts by NAICS Codes
- Contracts by PSC Codes
- Contracts by Categories
- Contracts by Socioeconomic Status
- Contracts by Set-Aside Type
- Contracts By Pricing Type
- Contracts By Extent of Competition
- 8(a) Competitive Mix

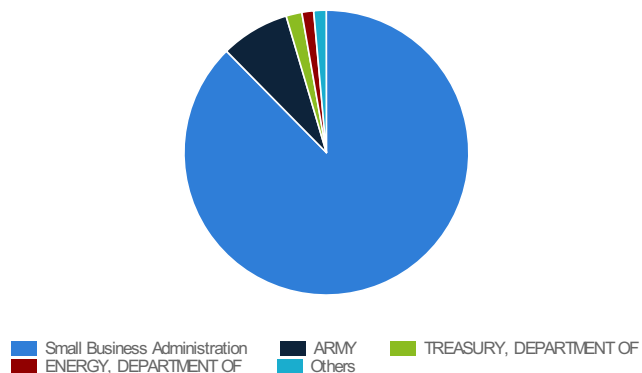
ORGANIZATION DETAILS

DUNS:	609890819
Parent DUNS:	NONE
Fedmine ID:	F830503520
Address:	950 HERNDON PKWY STE 410 HERNDON VA 20170-5537 USA 
County Code:	059
Cong. District:	11
Metro Area Code:	8840
Corporate URL:	http://www.rer-solutions.com
Organization Type:	CORPORATE ENTITY (NOT TAX EXEMPT) 2L
Incorporation:	VA
Legal Structure:	Subchapter S Corpora
Business Type:	23 - Minority-Owned business 27 - Self-Certified Small Disadvantaged Business 2X - For-Profit Organization 8E - Economically Disadvantaged

COMPARATIVE 6-YEAR FEDERAL PRIME CONTRACTS VIEW



Top Federal Agencies (2015-2020)



Disadvantaged
 Women-Owned Small
 Business (EDWOSB)
 8W - Women-Owned
 Small Business
 (WOSB)
 A2 - Women-Owned
 Business
 OY - Black American
 Owned
 XS - S Corporation

Employees: *	23
Annual Revenue: *	\$3,135,000
Credit Card:	N
Cage Code:	1XR22
SAM Registration:	2002-03-25
SAM Renewal:	2021-01-14
Year Established:	1989-1-19
Fiscal Yr End:	12/31
Company Security:	Government Secret
Employee Security:	Government Secret
Current Principals:	Christopher Kallivokas,COO Errin Green,CEO

* Self reported by company to government, cannot be guaranteed for accuracy

Source: System for Award Management (SAM)

Source: FEDMINE analysis of Federal Procurement Data system - Next Generation Data (FPDS-NG)

Contact Information

Government Contact:

Name:	ERRIN GREEN
Title:	CEO
Email:	errin.green@rerfin.com
Phone:	(703) 742-6789

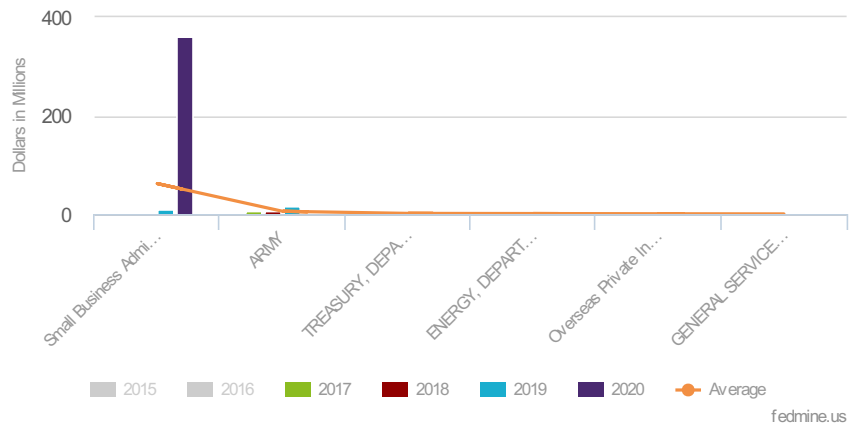
Government Contact Other:

Name:	ROY DUDAK
Email:	roy.dudak@rer-solutions.com
Phone:	(703) 742-6789

Corporate Contact:

Name:	ROY DUDAK
Email:	accounting@rer-solutions.com

Federal Contract Actions by Agency



AGENCY (Contracting)	2020	2019	2018	2017	2016	2015
+ 2000 - TREASURY, DEPARTMENT OF	0	\$3.64M	\$4.00M	0	0	0.00
3600 - DEPARTMENT OF VETERANS AFFAIRS	0	0	0	0	\$167.66K	\$756.90K
+ 4700 - GENERAL SERVICES ADMINISTRATION	\$394.00K	\$735.77K	0.00	0.00	0.00	0.00
8600 - HOUSING AND URBAN DEVELOPMENT	0	\$18.30K	\$612.25K	\$5.04K	0	-428.75
8900 - ENERGY, DEPARTMENT OF	\$185.13K	\$950.43K	\$1.93M	\$946.10K	\$1.36M	\$283.00K
2100 - ARMY	0	\$14.81M	\$7.34M	\$6.31M	\$4.60M	0
7100 - Overseas Private Investment Corporation	0	\$1.52M	\$217.80K	\$882.40K	\$500.00K	0
7300 - Small Business Administration	\$360.00M	\$10.32M	\$720.99K	\$228.94K	0	0
+ 7500 - HEALTH AND HUMAN SERVICES	0.00	0	0.00	\$54.95K	0	0
+ 1600 - LABOR, DEPARTMENT OF	0	\$203.20K	\$192.86K	0	0	0
+ 6900 - TRANSPORTATION	\$21.82K	\$4.70K	0	0	0	0
8300 - Export-Import Bank of the U.S.	0	-268,913.25	0	0	0	0
7700 - United States International Development Finance Corporation	0.00	0	0	0	0	0
GRAND TOTAL:	\$360.60M	\$31.94M	\$15.01M	\$8.43M	\$6.63M	\$1.04M

AGENCY (Funding)	2020	2019	2018	2017	2016	2015
+ 2000 - TREASURY, DEPARTMENT OF	0	\$3.64M	\$4.00M	0	0	0.00

Phone: (703) 742-6789

Source: System for Award Management (SAM)
 Source: DSBS.GOV Data

CERTIFICATION DETAILS

Capabilities Narrative:

RER provides management of seized/forfeited assets, due diligence, portfolio management, financial models, document management, risk management, compliance reviews, claims processing, custom system development, training and other technical/admin support.

SBA Servicing Office:

WASHINGTON DISTRICT OFFICE (SBA office code 0353)

SBA 8(a) Certification:

Case Number: C005Jh
 Entrance Date: 2013-08-07
 Exit Date: 2022-08-07

Business Type Percentages:

Service (100 %)

Bonding Levels:

Construction: \$0 (per contract)
 Construction: \$0 (aggregate)
 Service: \$2000000 (per contract)
 Service: \$5000000 (aggregate)

Quality Standards:

Quality Assurance: (none given)
 EDI: N

Export Details:

Activities: (none given)
 Exporting to: (none given)
 Relationships: (none given)
 Objective(s):

Non-Government Certifications:

(none given)

Special Equipment

Source: DSBS.GOV Data

3600 - DEPARTMENT OF VETERANS AFFAIRS	0	0	0	0	\$167.66K	\$756.90K
+ 4700 - GENERAL SERVICES ADMINISTRATION	\$394.00K	\$735.77K	0.00	0.00	0.00	0.00
8600 - HOUSING AND URBAN DEVELOPMENT	0	\$18.30K	\$612.25K	\$5.04K	0	-428.75
8900 - ENERGY, DEPARTMENT OF	\$185.13K	\$950.43K	\$1.93M	\$946.10K	\$1.36M	\$283.00K
2100 - ARMY	0	\$14.81M	\$7.34M	\$6.31M	\$4.60M	0
7100 - Overseas Private Investment Corporation	0.00	\$1.52M	\$217.80K	\$882.40K	\$500.00K	0
7300 - Small Business Administration	\$360.00M	\$10.32M	\$720.99K	\$228.94K	0	0
+ 7500 - HEALTH AND HUMAN SERVICES	0.00	0	0.00	\$54.95K	0	0
+ 6900 - TRANSPORTATION	\$21.82K	\$4.70K	0	0	0	0
8300 - Export-Import Bank of the U.S.	0	-268,913.25	0	0	0	0
7700 - United States International Development Finance Corporation	0.00	0	0	0	0	0
GRAND TOTAL:	\$360.60M	\$31.73M	\$14.82M	\$8.43M	\$6.63M	\$1.04M


Source: FEDMINE analysis of Federal Procurement Data system - Next Generation Data (FPDS-NG)

GSA CONTRACT ACTIONS

Contracts 5

AGENCY	2020	2019	2018	2017	2016	2015
+ 2000 - TREASURY, DEPARTMENT OF	0	\$3.64M	\$4.00M	0	0	0
2100 - ARMY	0	\$12.95M	\$5.85M	\$5.57M	\$4.60M	0
+ 7500 - HEALTH AND HUMAN SERVICES	0.00	0	0.00	\$54.95K	0	0
8900 - ENERGY, DEPARTMENT OF	\$170.40K	\$948.43K	\$1.96M	\$948.10K	\$1.26M	\$283.00K
3600 - DEPARTMENT OF VETERANS AFFAIRS	0	0	0	0	\$67.69K	\$286.67K
8600 - HOUSING AND URBAN DEVELOPMENT	0	0	0	0	0	-428.75
+ 6900 - TRANSPORTATION	\$21.82K	\$4.70K	0	0	0	0

8300 - Export-Import Bank of the U.S.	0	-268,913.25	0	0	0	0
GRAND TOTAL:	\$192.22K	\$17.28M	\$11.80M	\$6.57M	\$5.94M	\$569.25K

Source:  FEDMINE analysis of Federal Procurement Data system - Next Generation Data (FPDS-NG)

 NORTH AMERICAN INDUSTRY CLASSIFICATION SYSTEM (NAICS) 

- 337215 - SHOWCASE, PARTITION, SHELVING, AND LOCKER MANUFACTURING
- 518210 - DATA PROCESSING, HOSTING, AND RELATED SERVICES
- 522291 - CONSUMER LENDING
- 522310 - MORTGAGE AND NONMORTGAGE LOAN BROKERS
- 522320 - FINANCIAL TRANSACTIONS PROCESSING, RESERVE, AND CLEARINGHOUSE ACTIVITIES
- 522390 - OTHER ACTIVITIES RELATED TO CREDIT INTERMEDIATION
- 523110 - INVESTMENT BANKING AND SECURITIES DEALING
- 523920 - PORTFOLIO MANAGEMENT
- 523999 - MISCELLANEOUS FINANCIAL INVESTMENT ACTIVITIES
- 524291 - CLAIMS ADJUSTING
- 524298 - ALL OTHER INSURANCE RELATED ACTIVITIES
- 525920 - TRUSTS, ESTATES, AND AGENCY ACCOUNTS
- 525990 - OTHER FINANCIAL VEHICLES
- 531120 - LESSORS OF NONRESIDENTIAL BUILDINGS (EXCEPT MINIWAREHOUSES)
- 531190 - LESSORS OF OTHER REAL ESTATE PROPERTY
- 531210 - OFFICES OF REAL ESTATE AGENTS AND BROKERS
- 531312 - NONRESIDENTIAL PROPERTY MANAGERS
- 531320 - OFFICES OF REAL ESTATE APPRAISERS
- 531390 - OTHER ACTIVITIES RELATED TO REAL ESTATE
- 541199 - ALL OTHER LEGAL SERVICES
- 541211 - OFFICES OF CERTIFIED PUBLIC ACCOUNTANTS
- 541219 - OTHER ACCOUNTING SERVICES
- 541350 - BUILDING INSPECTION SERVICES
- 541511 - CUSTOM COMPUTER PROGRAMMING SERVICES
- 541611 - ADMINISTRATIVE MANAGEMENT AND GENERAL MANAGEMENT CONSULTING SERVICES
- 541614 - PROCESS, PHYSICAL DISTRIBUTION, AND LOGISTICS CONSULTING SERVICES
- 541618 - OTHER MANAGEMENT CONSULTING SERVICES
- 541990 - ALL OTHER PROFESSIONAL, SCIENTIFIC, AND TECHNICAL SERVICES
- 561110 - OFFICE ADMINISTRATIVE SERVICES
- 561440 - COLLECTION AGENCIES
- 561611 - INVESTIGATION SERVICES
- 561920 - CONVENTION AND TRADE SHOW ORGANIZERS
- 611430 - PROFESSIONAL AND MANAGEMENT DEVELOPMENT TRAINING

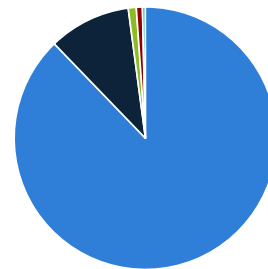
 MyFedconnect™ Potential NAICS MarketView

- R499 - OTHER PROFESSIONAL SERVICES
- R610 - SUPPORT- ADMINISTRATIVE:- PERSONAL PROPERTY MANAGEMENT
- R699 - OTHER ADMINISTRATIVE SUPPORT SVCS
- R705 - SUPPORT- MANAGEMENT: DEBT COLLECTION
- R710 - FINANCIAL SERVICES

[MyFedconnect™ Potential PSC MarketView](#)

CONTRACT AWARDS BY EXTENT OF COMPETITION

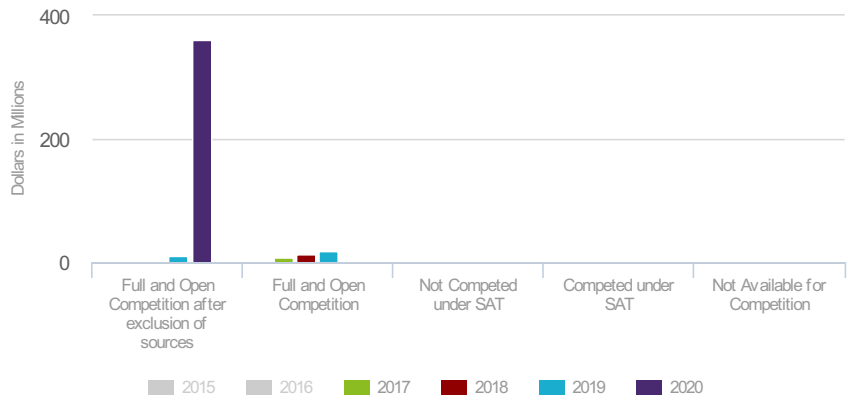
Top Extent Competition
2015-2020



■ Full and Open Competition after exclusion of sources
 ■ Full and Open Competition
■ Not Competed under SAT
 ■ Competed under SAT
 ■ Others

fedmine.us

Federal Contract Actions by Extent



fedmine.us

EXTENT COMPETED	2020	2019	2018	2017	2016	2015
+ B - Not Available for Competition	\$394.00K	\$394.47K	\$192.86K	0.00	0.00	0.00
+ D - Full and Open Competition after exclusion of sources	\$360.00M	\$10.33M	\$1.33M	\$233.98K	0.00	0.00
+ A - Full and Open Competition	\$192.22K	\$17.28M	\$11.80M	\$6.57M	\$6.04M	\$1.04M
+ G - Not Competed under SAT	\$14.73K	\$1.86M	\$1.47M	\$738.20K	\$96.76K	0.00
+ C - Not Competed	0.00	\$544.51K	0.00	0.00	0.00	0.00

	F - Completed under SAT	0.00	\$1.52M	\$217.80K	\$882.40K	\$500.00K	0.00
	None	0.00	0.00	0.00	0.00	0.00	0.00
GRAND TOTAL:		\$360.60M	\$31.94M	\$15.01M	\$8.43M	\$6.63M	\$1.04M

Source: FEDMINE analysis of Federal Procurement Data system - Next Generation Data (FPDS-NG)

GSA SCHEDULE CONTRACTS			
	GSA Numbers	Schedule Type	Contract Ending Date
	GS00F233CA	00CORP	Jul 31, 2020
	GS10F213BA	874	Aug 25, 2019
	GS23F0049J	520	Jun 13, 2018

IDV (IDIQ) Contract Vehicles

IDV CONTRACTS							
	IDV CONTRACT NUMBERS	2020	2019	2018	2017	2016	2015
	GS00F233CA	\$192.22K	\$17.55M	\$11.80M	\$6.57M	\$5.87M	\$283.00K
	GS10F213BA	0.00	0.00	0.00	0.00	\$67.69K	\$286.67K
	VA26015A0047	0.00	0.00	0.00	0.00	\$99.97K	\$470.23K
	73351019D0001	\$360.00M	\$10.00M	0.00	0.00	0.00	0.00
	SBAHQ17D0014	0.00	\$315.47K	\$720.99K	\$228.94K	0.00	0.00
	GS23F0049J	0.00	- 268,913.24	0.00	0.00	0.00	-428.75
	DU208WP17D01	0.00	\$18.30K	\$612.25K	\$5.04K	0.00	0.00
	DELP0000117	\$14.73K	\$2.00K	- 26,774.10	-2,000.00	\$96.76K	0.00
GRAND TOTAL:		\$360.21M	\$27.62M	\$13.11M	\$6.80M	\$6.13M	\$1.04M

Source: FEDMINE analysis of Federal Procurement Data system - Next Generation Data (FPDS-NG)