

FEDMINE™ Prime Contractor Company Profile - PRAGMATICS, INC.

Last Updated: 08/24/2017 - 02:00:02 AM

- Note 1:** If a Parent company for this entity is reported, click the link on its Parent DUNS number below to see its consolidated Profile. Parent subsidiary relationships are no longer provided due to the Federal Government's agreement with D&B, and therefore, some relationships may not reflect the most current status in our system.
- Note 2:** All OBLIGATED DOLLARS PERTAIN TO PRIME CONTRACTING DOLLARS ONLY. IF PURCHASED SEPARATELY SUBCONTRACTS DATA IS INCLUDED IN ALL PROFILES.

- Sub Contracts Awarded
- Contract Awards in Last 30 Days
- Contracts by Place of Performance
- Major Customer Names
- Performance History (References)
- Contracts By Contracting Off.
- FedBizOpps Awards
- GWAC Contracts
- Contracts by NAICS Codes
- Contracts by PSC Codes
- Contracts by Categories
- Contracts By Socio Economic Status
- Contracts By SetAside Type
- Contracts By Pricing Type
- Contracts By Extent of Competition

ORGANIZATION DETAILS

DUNS:	153874623
Parent DUNS:	NONE
Fedmine ID:	F291547861
Address:	1761 BUSINESS CTR DR RESTON VA 20190-5307 USA
County Code:	059
Cong. District:	11
Metro Area Code:	8840
Corporate URL:	http://www.pragmatics.com
Organization Type:	CORPORATE ENTITY (NOT TAX EXEMPT) 2L
Incorporation:	VA
Legal Structure:	Corporation
Business Type:	23 - Minority-Owned business 2X - For-Profit Organization FR - Asian-Pacific American Owned
Employees: *	589
Annual Revenue: *	\$177,000,000
Credit Card:	N
Cage Code:	41839
SAM Registration:	2002-01-10
SAM Renewal:	2017-12-28
Year Established:	1980-1-19
Fiscal Yr End:	9/30
Company Security:	Government Top Secret
Employee Security:	Government Top Secret
Current Principals:	LONG NGUYEN, PRESIDENT

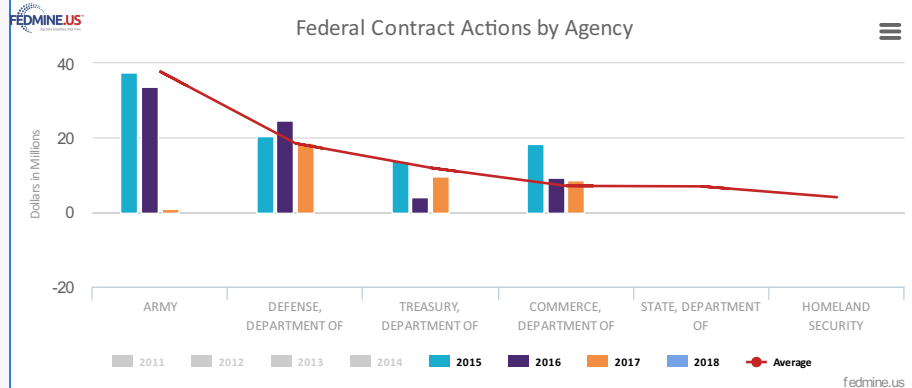
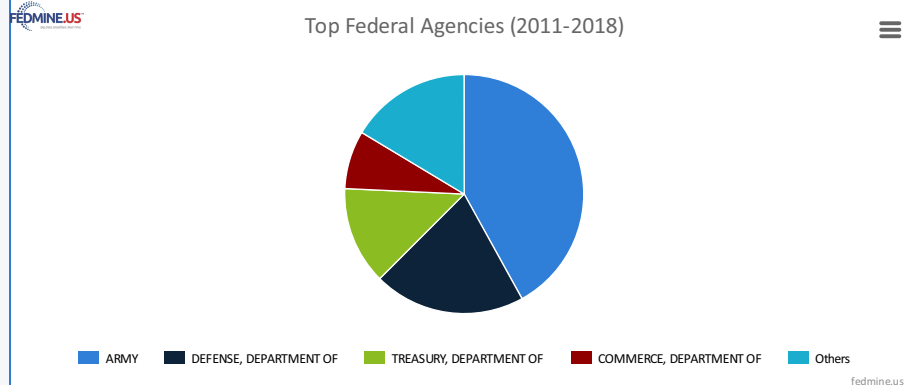
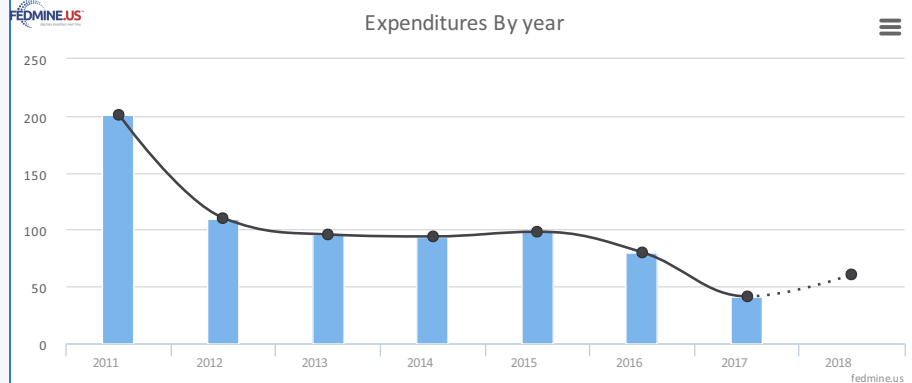
* Self reported by company to government, cannot be guaranteed for accuracy

Source: System for Award Management (SAM)

Executive Information

Name	Compensation

COMPARATIVE 8 - YEAR FEDERAL PRIME CONTRACTS VIEW



AGENCY	2018	2017	2016	2015	2014	2013	2012	2011
+ 1300 - COMMERCE, DEPARTMENT OF	0	\$8,471,550	\$9,365,662	\$18,340,614	\$14,801,043	\$3,123,987	\$2,500,161	\$0
+ 1500 - JUSTICE, DEPARTMENT OF	0	0	0	\$800	\$88,527	0	\$56,957	\$264,511
1900 - STATE,	0	\$0	\$0	\$-150,461	\$-370,324	\$1,001,105	\$17,407,632	\$37,662,804

Date: 07/25/2017	Contract #: DTFAWA12C00063
Dr. Long Nguyen	\$ 719,828
Kimmy Duong	\$ 423,901
Rich Silver	\$ 378,750
Joe Brock	\$ 375,971
Mike Yocom	\$ 348,204
Source: FEDMINE analysis of USASPENDING.GOV Data	

Contact Information

Government Contact:	
Name:	KIM NGUYEN
Title:	CHIEF BUSINESS DEVELOPMENT OFFICER
Email:	NguyenK@pragmatics.com
Phone:	(703) 890-8409

Government Contact Other:	
Name:	JOE BROCK
Title:	COO
Email:	Brockj@pragmatics.com
Phone:	(703) 890-8500

Corporate Contact:	
Name:	GREGORY ANDERSON
Title:	DIRECTOR OF CONTRACTS & PROCUREMENT
Email:	AndersonG@PRAGMATICS.COM
Phone:	(703) 890-8480

Other:	
Name:	KIMMY DUONG
Title:	VICE CHAIRMAN & CFO
Email:	Duong@pragmatics.com
Phone:	(703) 890-8500
CEmail-Id:	BRACCIS@Pragmatics.com

Source: System for Award Management (SAM)
Source: DSBS.GOV Data

CERTIFICATION DETAILS

Capabilities Narrative:	
SOFTWARE ENGINEERING/SEI CMM LEVEL 3; WEB APPLICATIONS; DATA WAREHOUSING; LAN/WAN (NETWORK) DESIGN & ADMINISTRATION; SYSTEMS INTEGRATION; COTS CUSTOMIZATION; INFORMATION ASSURANCE	
SBA Servicing Office:	
WASHINGTON DISTRICT OFFICE (SBA office code 0353)	
SBA 8(a) Certification:	
Case Number:	32358
Entrance Date:	1986-11-13

DEPARTMENT OF									
+ 2000 - TREASURY, DEPARTMENT OF	0	\$9,562,821	\$4,076,878	\$13,776,788	\$16,381,340	\$18,519,214	\$12,496,623	\$20,517,592	
2100 - ARMY	0	\$997,816	\$33,623,099	\$37,419,015	\$37,203,736	\$50,261,376	\$44,647,137	\$97,897,230	
+ 4700 - GENERAL SERVICES ADMINISTRATION	0	\$0	\$0	\$0	\$0	\$0	\$0	\$0	
+ 7000 - HOMELAND SECURITY	0	\$0	\$-29,773	\$-202,332	\$-6,293,267	\$3,095,893	\$13,777,034	\$21,873,639	
+ 9700 - DEFENSE, DEPARTMENT OF	0	\$18,660,395	\$24,660,151	\$20,351,111	\$22,796,809	\$19,686,182	\$19,131,305	\$22,617,288	
1700 - NAVY, DEPARTMENT OF	0	\$0	\$5,000,296	\$3,918,846	\$4,792,896	\$14,638	0	0	
+ 7500 - HEALTH AND HUMAN SERVICES	0	\$2,738,991	\$2,944,529	\$0	\$-250	\$0	\$250	0	
96CE - US ARMY CORPS OF ENGINEERS - Civil programs	0	0	\$25,809	0	0	0	\$19,086	0	
5700 - AIR FORCE	0	\$0	\$229,887	\$4,674,739	\$4,588,237	0	0	0	
8600 - HOUSING AND URBAN DEVELOPMENT	0	0	0	0	\$-42	0	0	0	
7100 - Overseas Private Investment Corporation	0	\$866,667	0	0	0	0	0	0	
97AS - DEFENSE LOGISTICS AGENCY (DLA)	0	\$0	0	0	0	0	0	0	
GRAND TOTAL:	\$0	\$41,298,240	\$79,896,538	\$98,129,120	\$93,988,706	\$95,702,396	\$110,036,185	\$200,833,063	

Source: FEDMINE analysis of Federal Procurement Data system - Next Generation Data (FPDS-NG)

GSA CONTRACT ACTIONS

AGENCY	2018	2017	2016	2015	2014	2013	2012	2011
+ 1300 - COMMERCE, DEPARTMENT OF	0	0	0	0	\$-24,945	0	0	0
+ 1600 - LABOR, DEPARTMENT OF	0	0	0	0	0	0	0	0
1700 - NAVY, DEPARTMENT OF	0	0	0	0	0	0	0	0
1900 - STATE, DEPARTMENT OF	0	\$0	\$0	\$0	\$-26,574	\$0	\$288,997	\$50,133
+ 2000 - TREASURY, DEPARTMENT OF	0	0	\$0	\$0	0	0	0	0
2100 - ARMY	0	0	\$5,654	0	0	0	0	\$-6,990
+ 7000 - HOMELAND SECURITY	0	0	\$-23,785	\$0	0	\$10,000	\$617,402	\$5,503,472
7100 - Overseas Private Investment Corporation	0	\$866,667	0	0	0	0	0	0
+ 7500 - HEALTH AND HUMAN SERVICES	0	0	0	0	0	0	0	0
+ 9700 - DEFENSE, DEPARTMENT OF	0	0	\$0	\$508,704	\$1,433,976	\$1,693,799	\$1,550,568	\$1,141,102
GRAND TOTAL:	\$0	\$866,667	\$-18,131	\$508,704	\$1,382,457	\$1,703,799	\$2,456,968	\$6,687,716

Source: FEDMINE analysis of Federal Procurement Data system - Next Generation Data (FPDS-NG)

NORTH AMERICAN INDUSTRY CLASSIFICATION SYSTEM (NAICS)

- 238210 - ELECTRICAL CONTRACTORS
- 334111 - ELECTRONIC COMPUTER MANUFACTURING
- 334112 - COMPUTER STORAGE DEVICE MANUFACTURING
- 334118 - COMPUTER TERMINAL AND OTHER COMPUTER PERIPHERAL EQUIPMENT MANUFACTURING
- 334210 - TELEPHONE APPARATUS MANUFACTURING
- 334220 - RADIO AND TELEVISION BROADCASTING AND WIRELESS COMMUNICATIONS EQUIPMENT MANUFACTURING

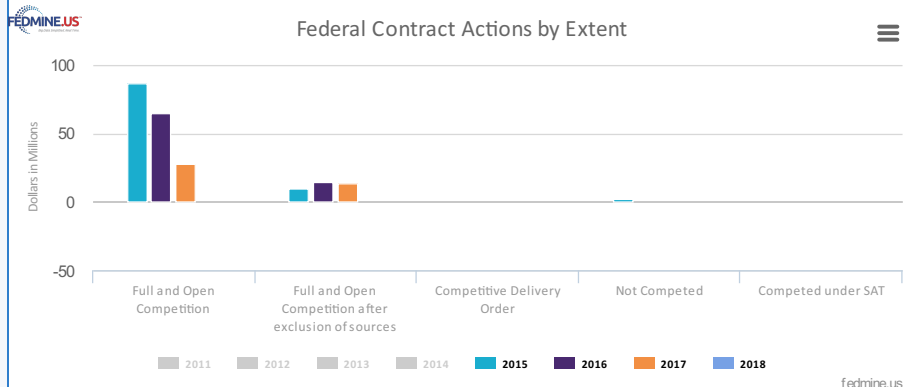
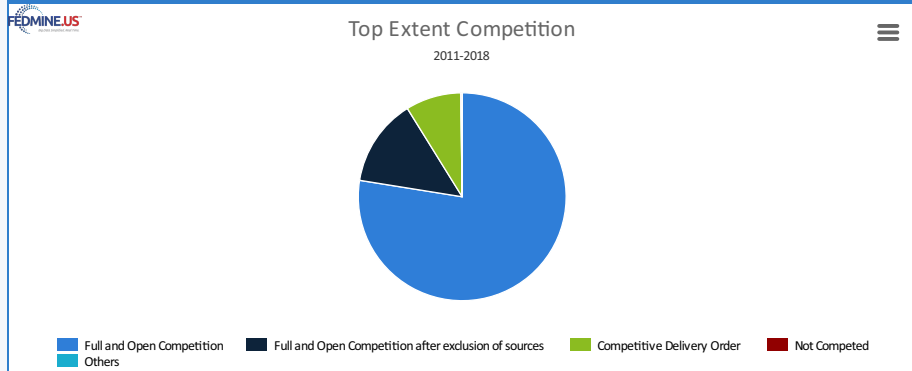
Exit Date:	1995-11-13
Business Type Percentages:	
Service (100 %)	
Bonding Levels:	
Construction:	\$0 (per contract)
Construction:	\$0 (aggregate)
Service:	\$0 (per contract)
Service:	\$0 (aggregate)
Quality Standards:	
Quality Assurance:	(none given)
EDI:	N
Export Details:	
Activities:	(none given)
Exporting to:	(none given)
Relationships:	(none given)
Objective(s):	
Non-Government Certifications:	
(none given)	
Special Equipment	
SOFTWARE ENGINEERING LAB; CORPORATE CONFIGURATION MANAGEMENT TOOL; INFORMATION ASSURANCE LAB; SEI CMM POLICIES FOR SOFTWARE DEVELOPMENT	

Source: DSBS.GOV Data

- 334290 - OTHER COMMUNICATIONS EQUIPMENT MANUFACTURING
- 334310 - AUDIO AND VIDEO EQUIPMENT MANUFACTURING
- 335999 - ALL OTHER MISCELLANEOUS ELECTRICAL EQUIPMENT AND COMPONENT MANUFACTURING
- 336413 - OTHER AIRCRAFT PARTS AND AUXILIARY EQUIPMENT MANUFACTURING
- 511210 - SOFTWARE PUBLISHERS
- 517110 - WIRED TELECOMMUNICATIONS CARRIERS
- 517210 - WIRELESS TELECOMMUNICATIONS CARRIERS (EXCEPT SATELLITE)
- 517410 - SATELLITE TELECOMMUNICATIONS
- 517911 - TELECOMMUNICATIONS RESELLERS
- 517919 - ALL OTHER TELECOMMUNICATIONS US
- 518210 - DATA PROCESSING, HOSTING, AND RELATED SERVICES
- 519130 - INTERNET PUBLISHING AND BROADCASTING AND WEB SEARCH PORTALS
- 519190 - ALL OTHER INFORMATION SERVICES
- 541330 - ENGINEERING SERVICES
- 541380 - TESTING LABORATORIES
- 541511 - CUSTOM COMPUTER PROGRAMMING SERVICES
- 541512 - COMPUTER SYSTEMS DESIGN SERVICES
- 541513 - COMPUTER FACILITIES MANAGEMENT SERVICES
- 541519 - OTHER COMPUTER RELATED SERVICES
- 541611 - ADMINISTRATIVE MANAGEMENT AND GENERAL MANAGEMENT CONSULTING SERVICES
- 541690 - OTHER SCIENTIFIC AND TECHNICAL CONSULTING SERVICES
- 541712 - RESEARCH AND DEVELOPMENT IN THE PHYSICAL, ENGINEERING, AND LIFE SCIENCES (EXCEPT BIOTECHNOLOGY)
- 541990 - ALL OTHER PROFESSIONAL, SCIENTIFIC, AND TECHNICAL SERVICES
- 611512 - FLIGHT TRAINING

MyFedconnect™ Potential NAICS MarketView

CONTRACT AWARDS BY EXTENT OF COMPETITION



EXTENT COMPETED	2018	2017	2016	2015	2014	2013	2012	2011
+ CDO - Competitive	\$0	\$0	\$0	\$-150,461	\$-248,770	\$2,969,390	\$18,184,821	\$41,301,793

Delivery Order									
+ None	\$0	\$0	\$0	\$-6,724	\$0	\$0	\$-611,893	\$-395,120	
+ A - Full and Open Competition	\$0	\$27,469,473	\$65,326,608	\$86,502,004	\$80,434,405	\$78,601,603	\$77,730,155	\$142,952,142	
+ C - Not Competed	\$0	\$0	\$50,325	\$1,871,239	\$0	\$0	\$0	\$0	
+ B - Not Available for Competition	\$0	\$0	\$0	\$0	\$0	\$0	\$0	\$0	
+ NDO - Non-Competitive Delivery Order	\$0	\$0	\$0	\$0	\$0	\$-4,286	\$-19	\$-536,604	
+ F - Competed under SAT	\$0	\$15,587	\$152,530	\$0	\$88,485	\$14,638	\$52,060	\$0	
+ G - Not Competed under SAT	\$0	\$0	\$0	\$800	\$0	\$0	\$0	\$0	
+ D - Full and Open Competition after exclusion of sources	\$0	\$13,813,182	\$14,367,075	\$9,912,261	\$13,714,586	\$14,121,050	\$14,681,061	\$17,510,852	
+ E - Follow On to Competed Action	\$0	\$0	\$0	\$0	\$0	\$0	\$0	\$0	
GRAND TOTAL:	\$0	\$41,298,241	\$79,896,537	\$98,129,120	\$93,988,706	\$95,702,395	\$110,036,185	\$200,833,064	

Source: FEDMINE analysis of Federal Procurement Data system - Next Generation Data (FPDS-NG)

GSA SCHEDULE CONTRACTS

	GSA Numbers	Schedule Type	Contract Ending Date
	GS35F4810G		
details	GS35F0189U	70	Jan 28, 2018
details	GS10F0022W	874	Oct 31, 2014
details	CM130105CT0034	COMMITTS	Jan 20, 2016

IDV (IDIQ) Contract Vehicles

IDV CONTRACTS

IDV CONTRACT NUMBERS	2018	2017	2016	2015	2014	2013	2012	2011
GS35F4810G	\$0	\$0	\$0	\$0	\$-24,945	\$0	\$-677	\$-6,990
DOC50PAPT1200016	\$0	\$7,672,926	\$9,365,662	\$18,340,613	\$14,825,988	\$3,123,987	\$2,500,161	\$0
DOC50PAPT1600022	\$0	\$798,624	\$0	\$0	\$0	\$0	\$0	\$0
DJJ05C1117	\$0	\$0	\$0	\$0	\$0	\$0	\$56,957	\$264,511
N0017815D8370	\$0	\$0	\$0	\$2,501	\$0	\$0	\$0	\$0
GS10F0022W	\$0	\$0	\$0	\$0	\$-26,574	\$10,000	\$288,997	\$50,133
GS35F0189U	\$0	\$866,667	\$-18,131	\$508,704	\$1,433,976	\$1,693,799	\$2,168,648	\$6,644,574
SAQMPD07D0074	\$0	\$0	\$0	\$-150,461	\$-343,750	\$1,001,105	\$17,118,635	\$37,612,672
TCC09HQD0013	\$0	\$0	\$-1,258,933	\$11,036,466	\$16,381,340	\$18,523,500	\$12,496,623	\$20,467,591
TCC15HQB0017	\$0	\$7,795,629	\$3,163,335	\$678,167	\$0	\$0	\$0	\$0
TIRNO06D00021	\$0	\$0	\$0	\$0	\$0	\$-4,286	\$0	\$0

TIRNO11D00030	\$0	\$1,767,192	\$2,172,476	\$2,062,155	\$0	\$0	\$0	\$50,000
W74V8H04D0032	\$0	\$0	\$-17,052	\$-182,747	\$0	\$0	\$0	\$182,420
W91QUZ07D0002	\$0	\$993,349	\$33,776,158	\$40,222,515	\$41,791,974	\$50,207,084	\$45,085,012	\$99,504,904
HSHQDC06D00035	\$0	\$0	\$-4,713	\$-153,614	\$-6,293,267	\$2,554,599	\$13,041,945	\$16,761,841
HSHQDC06D00060	\$0	\$0	\$0	\$-41,995	\$0	\$531,045	\$531,196	\$569,823
HSHQDC13DE2009	\$0	\$0	\$0	\$0	\$0	\$250	\$0	\$0
HSBP1005A00735	\$0	\$0	\$-1,275	\$-6,724	\$0	\$0	\$-446,484	\$-961,496
HHSN316201200039W	\$0	\$2,727,872	\$2,838,657	\$0	\$0	\$0	\$0	\$0
DCA10002D4006	\$0	\$-202,000	\$5,304	\$0	\$0	\$0	\$0	\$823,094
DCA20000D5016	\$0	\$0	\$0	\$0	\$0	\$0	\$0	\$-246
DCA20002D5011	\$0	\$0	\$0	\$0	\$0	\$0	\$-90,778	\$0
HC102808D2010	\$0	\$13,813,182	\$14,368,350	\$9,954,256	\$13,834,511	\$13,257,624	\$13,654,455	\$17,874,932
H9222211D0024	\$0	\$5,049,214	\$10,303,548	\$10,070,898	\$7,528,322	\$4,789,051	\$3,579,185	\$995,302
GRAND TOTAL:	\$0	\$41,282,654	\$74,693,387	\$92,340,736	\$89,107,575	\$95,687,757	\$109,983,874	\$200,833,064

Source: FEDMINE analysis of Federal Procurement Data system - Next Generation Data (FPDS-NG)

COMPARATIVE 9- YEAR SUB CONTRACTS REVENUE BY PRIME CONTRACTOR

Sub Contracts Received from each reported Prime Contractor	2017	2016	2015	2014	2013	2012	2011	2010	2009
009581091 - COMPUTER SCIENCES CORPORATION	\$0	\$0	\$0	\$0	\$0	\$0	\$480,975	\$0	\$0
611641312 - SAIC, INC.	\$0	\$0	\$0	\$494,762	\$0	\$4,450,018	\$0	\$0	\$0
045534641 - CACI INTERNATIONAL INC	\$0	\$0	\$0	\$0	\$0	\$30,103	\$0	\$0	\$0
964725688 - BOOZ ALLEN HAMILTON HOLDING CORPORATION	\$0	\$3,531,000	\$0	\$0	\$0	\$0	\$0	\$0	\$0
004203337 - HARRIS CORPORATION	\$318,751	\$0	\$0	\$0	\$0	\$0	\$0	\$0	\$0
GRAND TOTAL:	\$318,751	\$3,531,000	\$0	\$494,762	\$0	\$4,480,121	\$480,975	\$0	\$0

SUB CONTRACT AWARDS BY AGENCY

AGENCY	2017	2016	2015	2014	2013	2012	2011	2010	2009
1700 - DEPT OF THE NAVY	\$0	\$0	\$0	\$0	\$0	\$0	\$480,975	\$0	\$0
1900 - STATE, DEPARTMENT OF	\$0	\$0	\$0	\$0	\$0	\$4,450,018	\$0	\$0	\$0
1501 - OFFICES, BOARDS AND DIVISIONS	\$0	\$0	\$0	\$0	\$0	\$30,103	\$0	\$0	\$0
97AK - DEFENSE INFORMATION SYSTEMS AGENCY (DISA)	\$0	\$0	\$0	\$494,762	\$0	\$0	\$0	\$0	\$0
7530 - CENTERS FOR MEDICARE AND MEDICAID SERVICES	\$0	\$3,531,000	\$0	\$0	\$0	\$0	\$0	\$0	\$0
6920 - FEDERAL AVIATION ADMINISTRATION	\$318,751	\$0	\$0	\$0	\$0	\$0	\$0	\$0	\$0
GRAND TOTAL:	\$318,751	\$3,531,000	\$0	\$494,762	\$0	\$4,480,121	\$480,975	\$0	\$0

⌘ SUB CONTRACT AWARDS BY PLACE OF PERFORMANCE

PLACE OF PERFORMANCE	2017	2016	2015	2014	2013	2012	2011	2010	2009
VA - Virginia	\$318,751	\$0	\$0	\$0	\$0	\$30,103	\$480,975	\$0	\$0
DC - D.C.	\$0	\$0	\$0	\$0	\$0	\$4,450,018	\$0	\$0	\$0
MD - Maryland	\$0	\$3,531,000	\$0	\$494,762	\$0	\$0	\$0	\$0	\$0
GRAND TOTAL:	\$318,751	\$3,531,000	\$0	\$494,762	\$0	\$4,480,121	\$480,975	\$0	\$0

⌘ SUB CONTRACT AWARDS BY AGENCY

FUNDING OFFICE	2017	2016	2015	2014	2013	2012	2011	2010	2009
N00066 - US JOINT FORCES COMMAND	\$0	\$0	\$0	\$0	\$0	\$0	\$480,975	\$0	\$0
IRM - BUREAU OF INFORMATION RESOURCES MANAGEMENT	\$0	\$0	\$0	\$0	\$0	\$3,076,792	\$0	\$0	\$0
OBO - BUREAU OF OVERSEAS BUILDING OPERATIONS	\$0	\$0	\$0	\$0	\$0	\$1,373,225	\$0	\$0	\$0
POS01 - DEPT OF JUST	\$0	\$0	\$0	\$0	\$0	\$30,103	\$0	\$0	\$0
HC1047 - DEFENSE INFORMATION SYSTEMS AGENCY	\$0	\$0	\$0	\$494,762	\$0	\$0	\$0	\$0	\$0
00500 - DEPT OF HHS/CMS	\$0	\$3,531,000	\$0	\$0	\$0	\$0	\$0	\$0	\$0
693JG2 - FAA	\$318,751	\$0	\$0	\$0	\$0	\$0	\$0	\$0	\$0
GRAND TOTAL:	\$318,751	\$3,531,000	\$0	\$494,762	\$0	\$4,480,121	\$480,975	\$0	\$0

⌘ SUB CONTRACT AWARDS BY NAICS

NAICS	2017	2016	2015	2014	2013	2012	2011	2010	2009
541712 - RESEARCH AND DEVELOPMENT IN THE PHYSICAL, ENGINEERING, AND LIFE SCIENCES (EXCEPT BIOTECHNOLOGY)	\$0	\$0	\$0	\$226,313	\$0	\$0	\$480,975	\$0	\$0
541512 - Computer Systems Design Services	\$0	\$3,531,000	\$0	\$268,450	\$0	\$4,480,121	\$0	\$0	\$0
541330 - Engineering Services	\$318,751	\$0	\$0	\$0	\$0	\$0	\$0	\$0	\$0
GRAND TOTAL:	\$318,751	\$3,531,000	\$0	\$494,762	\$0	\$4,480,121	\$480,975	\$0	\$0

Source: FEDMINE analysis of USASPENDING.GOV Data