

FEDMINE™ Prime Contractor Company Profile - FOUR POINTS TECHNOLOGY, L.L.C.

Last Updated: 07/16/2020 - 04:20:42 AM

- Note 1:** If a Parent company for this entity is reported, click the link on its Parent DUNS number below to see its consolidated Profile. Parent subsidiary relationships are no longer provided due to the Federal Government's agreement with D&B, and therefore, some relationships may not reflect the most current status in our system.
- Note 2:** All OBLIGATED DOLLARS PERTAIN TO PRIME CONTRACTING DOLLARS ONLY. IF PURCHASED SEPARATELY SUBCONTRACTS DATA IS INCLUDED IN ALL PROFILES.

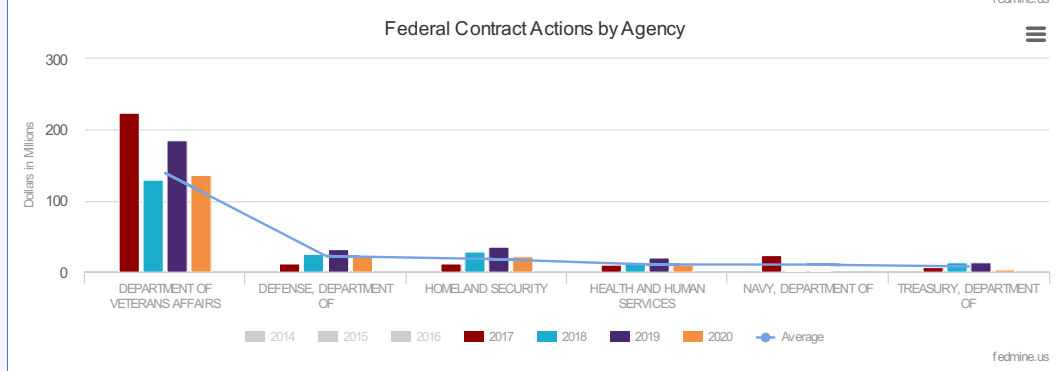
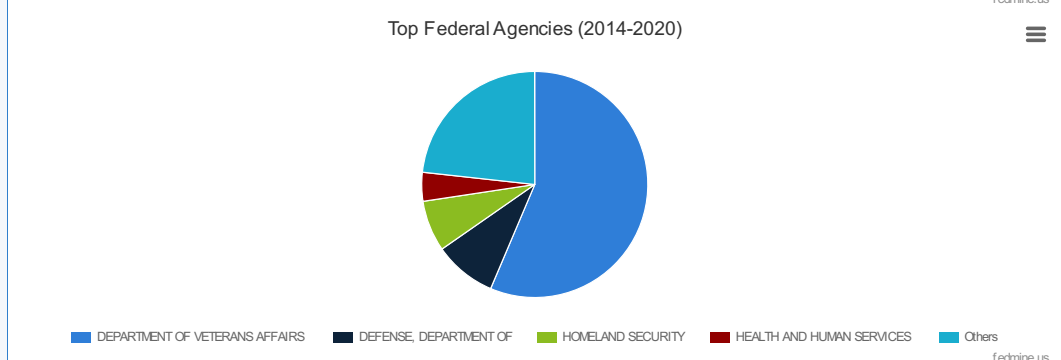
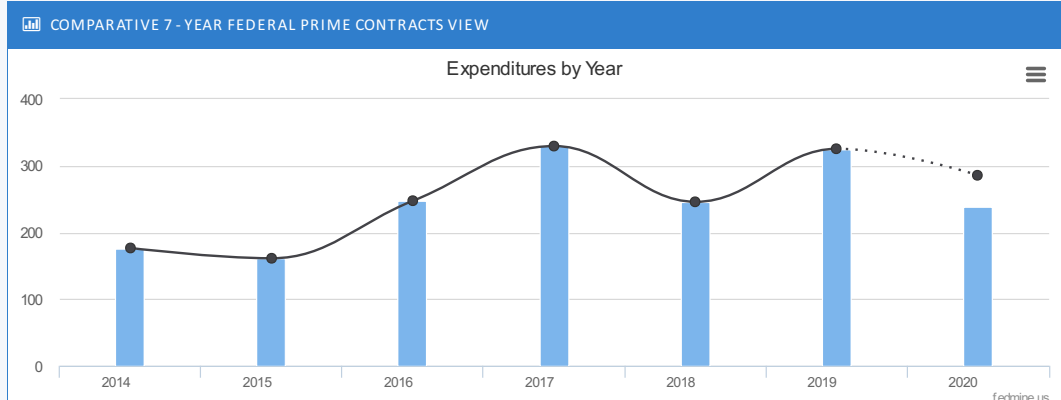
- Subcontracts Awarded
- Contract Awards in Last 30 Days
- Contracts by Place of Performance
- Major Customer Names
- Performance History (References)
- Contracts by Contracting Office
- FedBizOpps Awards
- GWAC Contracts
- Contracts by NAICS Codes
- Comparison by NAICS Codes with verified VOSB/SDBVOSB Firms
- Contracts by PSC Codes
- Contracts by Categories
- Contracts by Socioeconomic Status
- Contracts by Set-Aside Type
- Contracts By Pricing Type
- Contracts By Extent of Competition
- Federal Assistance Award Data System

ORGANIZATION DETAILS

DUNS: 089896737
Parent DUNS: NONE
Fedmine ID: F350508414
Address: 14900 CONFERENCE CENTER DR STE 100 CHANTILLY VA 20151-3834 USA
County Code: 059
Cong. District: 10
Metro Area Code: 8840
Corporate URL: <http://www.4points.com>
Organization Type: OTHER ZZ
Incorporation: VA
Legal Structure: LLC
Business Type: 2X - For-Profit Organization
A5 - Veteran Owned Business
LJ - Limited Liability Company
QF - Service Disabled Veteran Owned
Employees: * 51
Annual Revenue: * \$193,000,000
Credit Card: Y
Cage Code: 1Y578
SAM Registration: 2002-06-06
SAM Renewal: 2021-06-02
Year Established: 2002-2-20
Fiscal Yr End: 12/31
Company Security: NONE
Employee Security: NONE
Current Principals: Rusty Palmer, Vice President
David Gilchrist, President

* Self reported by company to government, cannot be guaranteed for accuracy

Source: System for Award Management (SAM)
Source: FEDMINE analysis of Federal Procurement Data system - Next Generation Data (FPDS-NG)



AGENCY (Contracting)	2020	2019	2018	2017	2016	2015	2014
1100 - EXECUTIVE OFFICE OF THE PRESIDENT	0	\$5.96K	\$80.37K	0	\$37.30K	\$57.42K	\$58.57K
1145 - Peace Corps	0	0.00	\$19.47K	\$40.96K	\$61.60K	\$14.55K	0
+ 1200 - AGRICULTURE, DEPARTMENT OF	\$1.17M	\$1.31M	\$2.28M	\$2.61M	\$4.89M	\$4.78M	\$14.32M
+ 1300 - COMMERCE, DEPARTMENT OF	\$5.97M	\$7.07M	\$4.86M	\$9.42M	\$10.41M	\$3.63M	\$3.45M
+ 1400 - INTERIOR, DEPARTMENT OF	\$302.76K	\$2.02M	\$678.43K	\$711.40K	\$3.13M	\$1.62M	\$474.29K
+ 1500 - JUSTICE, DEPARTMENT OF	\$10.53M	\$2.15M	\$1.34M	\$2.43M	\$4.02M	\$5.30M	\$6.08M
+ 1600 - LABOR, DEPARTMENT OF	\$519.65K	\$819.18K	\$795.78K	\$654.13K	\$773.68K	\$555.50K	\$923.47K
1700 - NAVY, DEPARTMENT OF	\$571.98K	\$1.69M	\$2.48M	\$24.34M	\$26.15M	\$9.07M	\$5.63M

Executive Information

Name	Compensation
Date: 05/19/2020	Contract #: DEFE0011020
Jason Goldberg	\$ 517,347
Joel Lipkin	\$ 484,095
Bill Collins	\$ 302,754
David Gilchrist	\$ 2,616,625
Rusty Palmer	\$ 2,461,044

Source: FEDMINE analysis of USASPENDING.GOV Data

Contact Information	
Government Contact:	
Name:	JOEL LIPKIN
Title:	MR
Email:	jlipkin@4points.com
Phone:	(703) 657-6127
Government Contact Other:	
Name:	AMY MOSS
Title:	MS.
Email:	amos@4points.com
Phone:	(703) 657-6133

Source: System for Award Management (SAM)
Source: DSBS.GOV Data

CERTIFICATION DETAILS	
Capabilities Narrative:	
Experienced IT company providing products and services to the Federal government.	
SBA Servicing Office:	
WASHINGTON DISTRICT OFFICE (SBA office code 0353)	
VIP Verified Certification:	
Last Verified Date:	01/02/2020 20:17:09
Expiration Date:	01/02/2023 20:17:09
Capabilities Narrative:	Four Points Technology is a Service Disabled Veteran Owned Small Business dedicated to providing integrated products and services to the public sector.
Capabilities Keywords:	SEWP SEWP V Computer and Computer Peripheral Equipment and Software Merchant Wholesalers, Wired Telecommunications Carriers, Other Computer Related Services; Other computer peripheral equipment; Radio and television broadcasting and wireless communications equipment (except airborne); Radio & television broadcasting & wireless communications equipment (airborne);

1900 - STATE, DEPARTMENT OF	\$196.10K	\$1.10M	\$716.45K	\$396.67K	\$597.61K	\$3.25M	\$3.83M
+ 2000 - TREASURY, DEPARTMENT OF	\$3.97M	\$14.11M	\$13.69M	\$6.25M	\$6.72M	\$6.29M	\$953.33K
2100 - ARMY	\$238.80K	\$861.93K	\$45.34K	-767,466.29	\$370.56K	\$4.46M	\$13.83M
2400 - OFFICE OF PERSONNEL MANAGEMENT	\$99.10K	\$71.70K	\$649.24K	\$348.30K	\$285.38K	\$150.65K	\$195.74K
2700 - Federal Communications Commission	0	0	0	0	\$49.08K	\$83.36K	\$241.39K
2800 - SOCIAL SECURITY ADMINISTRATION	\$295.51K	\$161.71K	\$135.31K	\$233.15K	\$462.04K	\$545.14K	\$674.09K
2900 - Federal Trade Commission	\$13.31K	0.00	-741.11	\$94.17K	\$101.49K	\$111.55K	0
+ 3300 - SMITHSONIAN INSTITUTION	\$21.45K	\$11.67K	\$86.98K	\$21.52K	\$6.43K	\$56.54K	\$181.87K
3600 - DEPARTMENT OF VETERANS AFFAIRS	\$135.80M	\$184.70M	\$129.83M	\$223.59M	\$138.88M	\$86.60M	\$73.09M
+ 4700 - GENERAL SERVICES ADMINISTRATION	\$5.75M	\$1.42M	\$3.45M	\$16.37M	\$385.01K	\$165.49K	\$375.93K
4900 - NATIONAL SCIENCE FOUNDATION	0	\$244.27K	\$142.00K	\$63.06K	0	\$168.63K	\$17.47K
5000 - Securities and Exchange Commission	0	\$1.34M	\$5.12M	\$1.93M	\$2.01M	\$1.27M	\$1.27M
5700 - AIR FORCE	\$265.60K	\$3.47M	\$615.93K	\$1.19M	\$1.72M	\$3.90M	\$2.13M
6000 - Railroad Retirement Board	0	0	0	0	0	\$108.00K	\$164.80K
6300 - National Labor Relations Board	\$4.68K	\$4.51K	\$39.47K	\$39.47K	\$58.34K	\$41.63K	\$52.92K
6800 - ENVIRONMENTAL PROTECTION AGENCY	0	\$25.24K	\$15.47K	\$76.51K	\$5.40K	\$364.48K	\$534.32K
+ 6900 - TRANSPORTATION	\$5.26M	\$3.46M	\$741.24K	\$948.53K	\$575.96K	\$1.39M	\$993.01K
+ 7000 - HOMELAND SECURITY	\$22.21M	\$35.60M	\$29.14M	\$12.55M	\$6.95M	\$9.44M	\$9.74M
7300 - Small Business Administration	\$1.67M	\$770.01K	\$401.03K	\$300.00K	\$4.77K	\$52.58K	\$124.34K
+ 7500 - HEALTH AND HUMAN SERVICES	\$10.58M	\$19.56M	\$13.01M	\$9.27M	\$8.30M	\$5.53M	\$4.82M
8000 - NATIONAL AERONAUTICS AND SPACE ADMINISTRATION	\$8.06M	\$7.74M	\$7.13M	\$4.15M	\$2.41M	\$3.29M	\$2.17M
8800 - NATIONAL ARCHIVES AND RECORDS ADMINISTRATION	\$100.40K	\$100.40K	0	\$100.40K	\$96.02K	\$96.01K	\$3.52K
+ 8900 - ENERGY, DEPARTMENT OF	\$735.04K	\$1.92M	\$1.11M	\$128.04K	\$758.67K	\$139.06K	\$541.75K
9100 - EDUCATION, DEPARTMENT OF	\$111.48K	\$108.84K	\$134.35K	\$133.78K	\$124.82K	\$53.22K	\$32.73K
9300 - Federal Mediation and Conciliation Service	0	0	0	0	\$231.45K	\$24.18K	\$318.54K
9502 - National Capital Planning Commission	0	0	0	0	0	\$7.03K	\$44.94K
9506 - Federal Election Commission	\$416.26K	\$1.32M	\$479.25K	0.00	0	\$32.99K	0
9508 - National Transportation Safety Board	0	0	-4,957.40	\$2.34K	\$22.84K	\$83.38K	\$82.78K
9577 - Corporation for National and Community Service	0	0	0	0	0	0.00	0
+ 9700 - DEFENSE, DEPARTMENT OF	\$23.11M	\$31.31M	\$25.87M	\$11.01M	\$26.16M	\$7.82M	\$28.91M
97AS - DEFENSE LOGISTICS AGENCY (DLA)	0	\$13.43K	\$257.43K	\$412.29K	\$476.80K	\$678.17K	\$173.24K
3100 - Nuclear Regulatory Commission	0.00	\$50.56K	\$235.89K	0	0	0	-8,496.04
9507 - Commodity Futures Trading Commission	\$25.10K	\$25.39K	\$25.73K	0.00	\$23.53K	0	\$31.51K
9565 - Chemical Safety and Hazard Investigation Board	0	0	0	0	0	0	\$33.04K
9568 - United States Agency For Global Media, BBG	\$119.56K	0	0	0	\$177.57K	0	0.00
+ 9594 - Court Services and Offender Supervision Agency	0	\$25.68K	0	0	\$39.11K	0	\$161.24K
6100 - Consumer Product Safety Commission	0	0	\$15.86K	\$5.31K	\$5.26K	0	0
7200 - AGENCY FOR INTERNATIONAL DEVELOPMENT	\$108.67K	\$180.66K	\$108.67K	\$114.50K	0	0	0
8300 - Export-Import Bank of the U.S.	\$147.14K	\$450.12K	\$71.57K	\$241.25K	0	0	0
96CE - US ARMY CORPS OF ENGINEERS - Civil programs	\$45.84K	\$60.27K	\$54.74K	\$45.84K	\$24.50K	0	0
+ 0000 - THE LEGISLATIVE BRANCH	\$6.82K	\$141.70K	\$5.64K	0	0.00	0	0
9543 - Millennium Challenge Corporation	0	0	0	0	\$7.50K	0	0
9516 - Defense Nuclear Facilities Safety Board	-31,297.80	0	\$31.30K	0	0	0	0
3400 - International Trade Commission	0	\$4.66K	0	0	0	0	0
GRAND TOTAL:	\$238.40M	\$325.45M	\$245.88M	\$329.46M	\$247.55M	\$161.23M	\$176.66M
AGENCY (Funding)	2020	2019	2018	2017	2016	2015	2014
1100 - EXECUTIVE OFFICE OF THE PRESIDENT	0	\$5.96K	\$80.37K	0	\$37.30K	\$57.42K	\$58.57K
1145 - Peace Corps	0	0.00	\$19.47K	\$40.96K	\$61.60K	\$14.55K	0
+ 1200 - AGRICULTURE, DEPARTMENT OF	\$1.17M	\$1.03M	\$2.05M	\$2.21M	\$4.89M	\$4.78M	\$14.24M
+ 1300 - COMMERCE, DEPARTMENT OF	\$5.97M	\$7.07M	\$4.86M	\$9.42M	\$10.41M	\$3.63M	\$3.45M
+ 1400 - INTERIOR, DEPARTMENT OF	\$302.76K	\$2.02M	\$678.43K	\$711.40K	\$3.13M	\$993.47K	\$220.75K
+ 1500 - JUSTICE, DEPARTMENT OF	\$10.53M	\$2.15M	\$1.34M	\$2.43M	\$4.02M	\$5.30M	\$6.08M

Radio and television broadcasting and wireless communications equipment, radio navigation equipment (except airborne); Radio and television broadcasting and wireless communications equipment, radio navigation equipment (airborne); Radio and television broadcasting and wireless communications equipment, antennas, waveguides and related equipment; Software reproducing, prepackaged software, ADP input/output & storage devices; Electronic Computer Manufacturing; Computer Storage Device Manufacturing; Computer and Computer Peripheral Equipment and Software Merchant Wholesalers; Computer Terminal and Other Computer Peripheral Equipment Manufacturing; Wired Telecommunications Carriers; All other miscellaneous, globes

VIP Company Profile

Hub Zone Certification:	
Currently Certified:	N
Certification Date:	2002-05-20
Business Type Percentages:	
(none given)	
Bonding Levels:	
Construction:	\$0 (per contract)
Construction:	\$0 (aggregate)
Service:	\$0 (per contract)
Service:	\$0 (aggregate)
Quality Standards:	
Quality Assurance:	(none given)
EDI:	N
Export Details:	
Activities:	(none given)
Exporting to:	(none given)
Relationships:	(none given)
Objective(s):	
Non-Government Certifications:	
(none given)	
Special Equipment	
Service Disabled Veteran Owned Small Business	
Source: DSBS.GOV Data	
Source: Veterans Affairs VIP	

+ 1600 - LABOR, DEPARTMENT OF	\$519.65K	\$819.18K	\$779.88K	\$638.23K	\$757.78K	\$555.50K	\$782.80K
+ 1700 - NAVY, DEPARTMENT OF	\$467.82K	\$2.14M	\$3.20M	\$10.70M	\$23.45M	\$9.07M	\$5.00M
1900 - STATE, DEPARTMENT OF	\$196.10K	\$1.10M	\$716.45K	\$396.67K	\$577.36K	\$3.25M	\$3.83M
+ 2000 - TREASURY, DEPARTMENT OF	\$3.78M	\$14.11M	\$13.69M	\$6.25M	\$6.72M	\$6.29M	\$1.11M
2100 - ARMY	\$238.80K	\$890.07K	\$129.84K	\$168.43K	\$504.58K	\$491.44K	\$8.08M
2400 - OFFICE OF PERSONNEL MANAGEMENT	\$99.10K	\$71.70K	\$649.24K	\$348.30K	\$285.38K	\$150.65K	\$195.74K
2700 - Federal Communications Commission	0	0	0	0	\$49.08K	\$83.36K	\$241.39K
2800 - SOCIAL SECURITY ADMINISTRATION	\$295.51K	\$161.71K	\$135.31K	\$233.15K	\$462.04K	\$545.14K	\$674.09K
2900 - Federal Trade Commission	\$13.31K	0.00	-741.11	\$94.17K	\$101.49K	\$111.55K	0
+ 3300 - SMITHSONIAN INSTITUTION	\$21.45K	\$11.67K	\$86.98K	\$21.52K	\$6.43K	\$56.54K	\$181.87K
3600 - DEPARTMENT OF VETERANS AFFAIRS	\$135.80M	\$184.70M	\$129.99M	\$237.49M	\$138.88M	\$86.54M	\$73.31M
+ 4700 - GENERAL SERVICES ADMINISTRATION	\$4.55M	\$1.04M	\$3.18M	\$2.27M	\$385.01K	\$3.12K	\$18.86K
4900 - NATIONAL SCIENCE FOUNDATION	0	\$244.27K	\$142.00K	\$63.06K	0	\$168.63K	\$17.47K
5000 - Securities and Exchange Commission	0	\$1.34M	\$5.12M	\$1.93M	\$2.01M	\$1.27M	\$1.27M
5700 - AIR FORCE	\$3.53M	\$6.94M	\$2.15M	\$1.49M	\$5.37M	\$4.53M	\$2.21M
6000 - Railroad Retirement Board	0	0	0	0	0	\$108.00K	\$164.80K
6300 - National Labor Relations Board	\$4.68K	\$4.51K	\$39.47K	\$39.47K	\$58.34K	\$41.63K	\$52.92K
6800 - ENVIRONMENTAL PROTECTION AGENCY	0	\$25.24K	\$15.47K	\$76.51K	\$5.40K	\$364.48K	\$534.32K
+ 6900 - TRANSPORTATION	\$5.26M	\$3.46M	\$741.24K	\$948.53K	\$575.96K	\$1.39M	\$993.01K
+ 7000 - HOMELAND SECURITY	\$22.21M	\$31.56M	\$21.47M	\$10.52M	\$6.95M	\$9.44M	\$9.59M
7300 - Small Business Administration	\$1.67M	\$770.01K	\$401.03K	\$300.00K	\$4.77K	\$52.58K	\$124.34K
+ 7500 - HEALTH AND HUMAN SERVICES	\$10.58M	\$19.54M	\$13.01M	\$9.27M	\$8.28M	\$5.53M	\$4.82M
8000 - NATIONAL AERONAUTICS AND SPACE ADMINISTRATION	\$8.06M	\$7.74M	\$7.13M	\$4.15M	\$2.41M	\$3.29M	\$2.17M
8800 - NATIONAL ARCHIVES AND RECORDS ADMINISTRATION	\$100.40K	\$100.40K	0	\$100.40K	\$96.02K	\$96.01K	\$3.52K
+ 8900 - ENERGY, DEPARTMENT OF	\$735.04K	\$1.92M	\$1.11M	\$128.04K	\$758.67K	\$139.06K	\$541.75K
9100 - EDUCATION, DEPARTMENT OF	\$111.48K	\$108.84K	\$134.35K	\$133.78K	\$124.82K	\$53.22K	\$32.73K
9300 - Federal Mediation and Conciliation Service	0	0	0	0	\$231.45K	\$24.18K	\$318.54K
9502 - National Capital Planning Commission	0	0	0	0	0	\$7.03K	\$44.94K
9506 - Federal Election Commission	\$416.26K	\$1.32M	\$479.25K	0.00	0	\$32.99K	0
9508 - National Transportation Safety Board	0	0	-4,957.40	\$2.34K	\$22.84K	\$83.38K	\$82.78K
9577 - Corporation for National and Community Service	0	0	0	0	0	0.00	0
+ 9700 - DEFENSE, DEPARTMENT OF	\$21.15M	\$27.78M	\$25.39M	\$23.94M	\$25.39M	\$11.96M	\$35.62M
97AS - DEFENSE LOGISTICS AGENCY (DLA)	0	\$6.00K	0.00	\$76.60K	\$214.10K	\$678.17K	\$144.95K
3100 - Nuclear Regulatory Commission	0.00	\$50.56K	\$235.89K	0	0	0	-8,496.04
6201 - Office of Special Counsel	0	0	0.00	0	0	0	0.00
9507 - Commodity Futures Trading Commission	\$25.10K	\$25.39K	\$25.73K	0.00	\$23.53K	0	\$31.51K
9565 - Chemical Safety and Hazard Investigation Board	0	0	0	0	0	0	\$33.04K
9568 - United States Agency For Global Media, BBG	\$119.56K	0	0	0	\$177.57K	0	0.00
+ 9594 - Court Services and Offender Supervision Agency	0	\$25.68K	0	0	\$39.11K	0	\$161.24K
6100 - Consumer Product Safety Commission	0	0	\$15.86K	\$5.31K	\$5.26K	0	0
7200 - AGENCY FOR INTERNATIONAL DEVELOPMENT	\$108.67K	\$180.66K	\$108.67K	\$114.50K	0	0	0
8300 - Export-Import Bank of the U.S.	\$147.14K	\$450.12K	\$71.57K	\$241.25K	0	0	0
+ 0000 - THE LEGISLATIVE BRANCH	\$6.82K	\$141.70K	\$5.64K	0	0.00	0	0
9543 - Millennium Challenge Corporation	0	0	0	0	\$7.50K	0	0
9516 - Defense Nuclear Facilities Safety Board	-31,297.80	0	\$31.30K	0	0	0	0
3400 - International Trade Commission	0	\$4.66K	0	0	0	0	0
9532 - Architectural and Transportation Barriers Compliance Board	\$188.50K	0	0	0	0	0	0
GRAND TOTAL:	\$238.36M	\$321.06M	\$239.42M	\$326.97M	\$247.51M	\$161.17M	\$176.43M

Source: FEDMINE analysis of Federal Procurement Data system - Next Generation Data (FPDS-NG)

AGENCY	2020	2019	2018	2017	2016	2015	2014
+ 0000 - THE LEGISLATIVE BRANCH	\$6.82K	\$141.70K	\$5.64K	0	0	0	0
+ 1200 - AGRICULTURE, DEPARTMENT OF	\$74.69K	\$71.21K	\$93.39K	\$1.60M	\$1.24M	\$2.13M	\$2.44M
+ 1300 - COMMERCE, DEPARTMENT OF	\$1.12M	\$1.14M	\$3.50M	\$8.81M	\$9.44M	\$1.66M	\$936.08K
+ 1400 - INTERIOR, DEPARTMENT OF	\$188.45K	\$110.30K	\$280.56K	\$234.49K	\$152.79K	\$120.46K	\$109.71K
+ 1600 - LABOR, DEPARTMENT OF	\$16.45K	0	\$131.93K	\$241.66K	\$238.85K	\$523.30K	\$571.11K
1700 - NAVY, DEPARTMENT OF	\$453.25K	\$668.11K	\$1.20M	\$1.61M	\$5.21M	\$2.16M	\$2.07M
+ 2000 - TREASURY, DEPARTMENT OF	\$909.45K	\$5.75M	\$6.48M	\$5.25M	\$6.45M	\$5.90M	\$770.20K
2100 - ARMY	\$30.50K	\$2.91K	\$6.81K	-808,007.19	\$186.68K	\$4.34M	\$13.67M
2400 - OFFICE OF PERSONNEL MANAGEMENT	0	0	\$240.08K	\$236.16K	\$210.89K	\$114.95K	\$158.93K
2800 - SOCIAL SECURITY ADMINISTRATION	\$135.51K	\$135.51K	\$135.31K	\$222.12K	0	\$122.24K	\$246.01K
2900 - Federal Trade Commission	0	0.00	-741.11	-8,202.00	0	\$89.63K	0
+ 3300 - SMITHSONIAN INSTITUTION	0	\$5.67K	\$5.99K	\$6.43K	\$6.43K	\$56.24K	\$181.87K
3600 - DEPARTMENT OF VETERANS AFFAIRS	\$54.33K	\$1.01M	\$3.70M	\$4.82M	\$1.90M	\$3.19M	\$9.46M
+ 4700 - GENERAL SERVICES ADMINISTRATION	\$4.10M	\$1.05M	\$3.11M	\$15.37M	\$31.34K	\$138.52K	\$89.09K
5000 - Securities and Exchange Commission	0	0.00	0.00	0	0	0.00	0.00
5700 - AIR FORCE	\$130.83K	\$437.35K	\$103.24K	\$1.00M	\$1.10M	\$3.58M	\$1.72M
6100 - Consumer Product Safety Commission	0	0	\$10.36K	\$5.31K	\$5.26K	0	0
6800 - ENVIRONMENTAL PROTECTION AGENCY	0	0	\$15.47K	0	0	\$76.46K	\$6.79K
+ 6900 - TRANSPORTATION	\$159.16K	\$165.11K	\$158.22K	\$139.64K	\$402.85K	\$156.42K	\$288.58K
+ 7000 - HOMELAND SECURITY	\$646.28K	\$1.14M	\$327.38K	0.00	\$3.68K	-7,685.40	\$12.47K
+ 7500 - HEALTH AND HUMAN SERVICES	\$680.02K	\$1.51M	\$743.76K	\$335.43K	\$1.51M	\$282.19K	\$935.27K
8300 - Export-Import Bank of the U.S.	\$147.14K	\$207.06K	\$71.57K	0.00	0	0	0
+ 8900 - ENERGY, DEPARTMENT OF	0	0	\$19.03K	\$19.03K	\$20.84K	\$79.13K	\$71.24K
96CE - US ARMY CORPS OF ENGINEERS - Civil programs	\$45.84K	\$45.84K	\$45.84K	\$45.84K	0	0	0
+ 9700 - DEFENSE, DEPARTMENT OF	\$247.07K	\$314.33K	\$372.55K	\$331.56K	\$6.37M	\$846.51K	\$7.36M
1900 - STATE, DEPARTMENT OF	0	\$590.25K	0	\$159.18K	0	\$10.12K	\$1.09M
8800 - NATIONAL ARCHIVES AND RECORDS ADMINISTRATION	\$100.40K	\$100.40K	0	\$100.40K	\$96.02K	\$96.01K	0.00
9100 - EDUCATION, DEPARTMENT OF	0	0	0	\$19.87K	0.00	\$53.22K	\$22.75K
9506 - Federal Election Commission	0.00	\$578.60K	0	0.00	0	\$32.99K	0
97AS - DEFENSE LOGISTICS AGENCY (DLA)	0	0	0	-37.91	\$74.43K	\$25.87K	\$132.19K
+ 1500 - JUSTICE, DEPARTMENT OF	-21,934.57	0	0	0	\$212.98K	\$521.31K	\$45.92K
2700 - Federal Communications Commission	0	0	0	0	\$49.08K	\$60.72K	\$241.39K
8000 - NATIONAL AERONAUTICS AND SPACE ADMINISTRATION	0	0	0	0	0.00	0.00	\$113.98K
6000 - Railroad Retirement Board	0	0	0	0	0	\$108.00K	\$81.53K
7300 - Small Business Administration	0	0	0	0	0	\$37.67K	\$45.06K
9577 - Corporation for National and Community Service	0	0	0	0	0	0.00	0
9300 - Federal Mediation and Conciliation Service	0	0	0	0	0	0	\$294.36K
+ 9594 - Court Services and Offender Supervision Agency	0	\$25.68K	0	0	0	0	\$136.34K
6300 - National Labor Relations Board	\$4.68K	0	0	0	0	0	0
9568 - United States Agency For Global Media, BBG	\$39.56K	0	0	0	0	0	0
GRAND TOTAL:	\$9.27M	\$15.19M	\$20.76M	\$39.75M	\$34.90M	\$26.50M	\$43.31M

Source: FEDMINE analysis of Federal Procurement Data system - Next Generation Data (FPDS-NG)

COMPARATIVE 12-YEAR SUB CONTRACTS REVENUE BY PRIME CONTRACTOR

Sub Contracts Received from each reported	2020	2019	2018	2017	2016	2015	2014	2013	2012	2011	2010	2009

Prime Contractor													
+ 985015354 - ACCENTURE PUBLIC LIMITED COMPANY	\$2.19M	\$3.01M	\$455.35K	0.00	0.00	0.00	0.00	0.00	0.00	0.00	0.00	0.00	0.00
+ 784072626 - KBR, INC.	\$84.00K	0.00	0.00	0.00	0.00	0.00	0.00	0.00	0.00	0.00	0.00	0.00	0.00
+ 248513116 - CGI Inc	\$169.69K	0.00	0.00	0.00	0.00	0.00	0.00	0.00	0.00	0.00	0.00	0.00	0.00
+ 006907190 - FLUOR CORPORATION	\$115.97K	0.00	\$685.64K	0.00	0.00	0.00	0.00	0.00	0.00	0.00	0.00	0.00	0.00
+ 080961356 - TRIAD NATIONAL SECURITY, LLC	0.00	\$164.54K	0.00	0.00	0.00	0.00	0.00	0.00	0.00	0.00	0.00	0.00	0.00
+ 161579735 - THE MIL CORPORATION	0.00	\$82.38K	0.00	0.00	0.00	0.00	0.00	0.00	0.00	0.00	0.00	0.00	0.00
+ 122515708 - TORCH TECHNOLOGIES, INC.	0.00	\$1.68M	0.00	0.00	0.00	0.00	0.00	0.00	0.00	0.00	0.00	0.00	0.00
+ 076637073 - ARCTIC SLOPE REGIONAL CORPORATION	0.00	0.00	\$33.81K	0.00	0.00	\$156.82K	0.00	0.00	0.00	0.00	0.00	0.00	0.00
+ 078745061 - SCIENCE APPLICATIONS INTERNATIONAL CORPORATION	0.00	0.00	\$477.28K	0.00	0.00	0.00	\$44.56K	0.00	0.00	0.00	0.00	0.00	0.00
+ 611641312 - SAIC, INC.	0.00	0.00	\$61.94K	0.00	0.00	0.00	0.00	0.00	0.00	0.00	\$158.29K	0.00	0.00
+ 967356127 - NORTHROP GRUMMAN CORPORATION	0.00	0.00	\$2.83M	\$1.18M	0.00	0.00	\$126.59K	\$275.11K	\$1.76M	0.00	0.00	0.00	0.00
+ 102067378 - COLSA CORPORATION	0.00	0.00	0.00	\$32.30K	0.00	0.00	0.00	0.00	0.00	0.00	0.00	0.00	0.00
+ 298452707 - SERCO GROUP PLC	0.00	0.00	0.00	0.00	\$98.77K	\$2.23M	\$326.67K	0.00	0.00	0.00	0.00	0.00	0.00
+ 834951691 - LOCKHEED MARTIN CORPORATION	0.00	0.00	0.00	0.00	\$342.53K	0.00	\$133.30K	0.00	0.00	0.00	0.00	0.00	0.00
+ 053518312 - MANTECH INTERNATIONAL CORPORATION	0.00	0.00	0.00	0.00	\$664.81K	0.00	0.00	0.00	0.00	0.00	0.00	0.00	0.00
+ 004203337 - HARRIS CORPORATION	0.00	0.00	0.00	0.00	0.00	0.00	0.00	\$188.29K	\$72.48K	\$234.23K	0.00	0.00	0.00
+ 114315195 - DELL Inc.	0.00	0.00	0.00	0.00	0.00	0.00	0.00	\$133.72K	0.00	0.00	0.00	0.00	0.00
+ 001381284 - GENERAL DYNAMICS	0.00	0.00	0.00	0.00	0.00	0.00	0.00	\$141.32K	0.00	0.00	0.00	0.00	0.00

	CORPORATION													
+	139691877 - HONEYWELL INTERNATIONAL INC.	0.00	0.00	0.00	0.00	0.00	0.00	0.00	0.00	0.00	\$59.63K	0.00	0.00	0.00
+	064677243 - NORTHROP GRUMMAN INFORMATION TECHNOLOGY INCORPORATED (6773)	0.00	0.00	0.00	0.00	0.00	0.00	0.00	0.00	0.00	\$39.14K	0.00	0.00	0.00
+	607156809 - MCKEAN DEFENSE GROUP, LLC	0.00	0.00	0.00	0.00	0.00	0.00	0.00	0.00	0.00	\$35.26K	0.00	0.00	0.00
GRAND TOTAL:		\$2.56M	\$4.94M	\$4.55M	\$1.21M	\$1.11M	\$2.39M	\$631.12K	\$738.44K	\$1.93M	\$269.49K	\$158.29K	0.00	


SUB CONTRACT AWARDS BY AGENCY												
AGENCY	2020	2019	2018	2017	2016	2015	2014	2013	2012	2011	2010	2009
2050 - INTERNAL REVENUE SERVICE	\$180.00K	0.00	0.00	0.00	0.00	0.00	0.00	0.00	0.00	0.00	0.00	0.00
1205 - USDA, DEPARTMENTAL ADMINISTRATION	\$33.72K	0.00	0.00	0.00	0.00	0.00	0.00	0.00	0.00	0.00	0.00	0.00
8000 - NATIONAL AERONAUTICS AND SPACE ADMINISTRATION	\$84.00K	0.00	\$33.81K	\$32.30K	0.00	\$156.82K	0.00	0.00	0.00	0.00	0.00	0.00
2800 - SOCIAL SECURITY ADMINISTRATION	\$952.49K	\$609.35K	\$455.35K	0.00	0.00	0.00	0.00	0.00	0.00	0.00	0.00	0.00
5000 - SECURITIES AND EXCHANGE COMMISSION	\$1.03M	0.00	0.00	0.00	0.00	0.00	0.00	0.00	0.00	0.00	0.00	0.00
4732 - FEDERAL ACQUISITION SERVICE	\$169.69K	0.00	\$428.56K	0.00	0.00	0.00	0.00	\$331.88K	0.00	0.00	0.00	0.00
8900 - ENERGY, DEPARTMENT OF	\$115.97K	\$2.56M	\$685.64K	0.00	0.00	0.00	0.00	0.00	\$59.63K	0.00	0.00	0.00
1700 - DEPT OF THE NAVY	0.00	\$82.38K	\$48.72K	0.00	\$155.79K	\$67.62K	\$30.31K	\$70.66K	0.00	\$35.26K	0.00	0.00
2100 - DEPT OF THE ARMY	0.00	\$1.68M	\$1.11M	0.00	0.00	0.00	\$126.59K	\$198.38K	\$1.80M	0.00	0.00	0.00
7530 - CENTERS FOR MEDICARE AND MEDICAID SERVICES	0.00	0.00	\$61.94K	0.00	\$285.51K	\$2.16M	\$296.37K	0.00	0.00	0.00	0.00	0.00
5700 - DEPT OF THE AIR FORCE	0.00	0.00	\$1.73M	0.00	0.00	0.00	\$44.29K	0.00	0.00	0.00	\$158.29K	0.00
97AK - DEFENSE INFORMATION SYSTEMS AGENCY (DISA)	0.00	0.00	0.00	\$1.18M	0.00	0.00	0.00	0.00	0.00	0.00	0.00	0.00
3600 - VETERANS AFFAIRS, DEPARTMENT OF	0.00	0.00	0.00	0.00	\$664.81K	0.00	0.00	0.00	\$72.48K	\$234.23K	0.00	0.00
9763 - DEFENSE CONTRACT MANAGEMENT AGENCY (DCMA)	0.00	0.00	0.00	0.00	0.00	0.00	\$44.56K	\$70.66K	0.00	0.00	0.00	0.00
97AS - DEFENSE LOGISTICS AGENCY	0.00	0.00	0.00	0.00	0.00	0.00	\$89.01K	0.00	0.00	0.00	0.00	0.00
1406 - OFFICE OF POLICY, MANAGEMENT, AND BUDGET	0.00	0.00	0.00	0.00	0.00	0.00	0.00	\$66.86K	0.00	0.00	0.00	0.00
GRAND TOTAL:	\$2.56M	\$4.94M	\$4.55M	\$1.21M	\$1.11M	\$2.39M	\$631.12K	\$738.44K	\$1.93M	\$269.49K	\$158.29K	0.00

SUB CONTRACT AWARDS BY PLACE OF PERFORMANCE

PLACE OF PERFORMANCE	2020	2019	2018	2017	2016	2015	2014	2013	2012	2011	2010	2009
VA - Virginia	\$467.41K	\$1.77M	\$3.89M	\$1.21M	\$441.30K	\$2.16M	\$240.42K	\$522.82K	\$445.22K	\$269.49K	\$158.29K	0.00
MD - Maryland	\$1.98M	\$691.73K	\$455.35K	0.00	0.00	0.00	0.00	\$133.72K	0.00	0.00	0.00	0.00
LA - Louisiana	\$115.97K	0.00	\$200.87K	0.00	0.00	0.00	0.00	0.00	0.00	0.00	0.00	0.00
NM - New Mexico	0.00	\$74.70K	0.00	0.00	0.00	0.00	0.00	0.00	0.00	0.00	0.00	0.00
DC - D.C.	0.00	\$2.40M	0.00	0.00	0.00	0.00	0.00	0.00	0.00	0.00	0.00	0.00
MO - Missouri	0.00	0.00	0.00	0.00	\$664.81K	0.00	0.00	0.00	0.00	0.00	0.00	0.00
CA - California	0.00	0.00	0.00	0.00	0.00	\$224.45K	\$30.31K	0.00	0.00	0.00	0.00	0.00
TX - Texas	0.00	0.00	0.00	0.00	0.00	0.00	\$126.59K	0.00	0.00	0.00	0.00	0.00
CO - Colorado	0.00	0.00	0.00	0.00	0.00	0.00	\$233.80K	0.00	0.00	0.00	0.00	0.00
GA - Georgia	0.00	0.00	0.00	0.00	0.00	0.00	0.00	\$81.90K	0.00	0.00	0.00	0.00
IL - Illinois	0.00	0.00	0.00	0.00	0.00	0.00	0.00	0.00	\$1.49M	0.00	0.00	0.00
GRAND TOTAL:	\$2.56M	\$4.94M	\$4.55M	\$1.21M	\$1.11M	\$2.39M	\$631.12K	\$738.44K	\$1.93M	\$269.49K	\$158.29K	0.00

▮ SUB CONTRACT AWARDS BY NAICS

NAICS	2020	2019	2018	2017	2016	2015	2014	2013	2012	2011	2010	2009
541512 - COMPUTER SYSTEMS DESIGN SERVICES	\$1.41M	\$2.40M	\$428.56K	0.00	\$664.81K	0.00	\$44.29K	\$326.93K	0.00	\$234.23K	0.00	0.00
541330 - ENGINEERING SERVICES	\$84.00K	\$82.38K	\$1.16M	0.00	\$155.79K	\$67.62K	\$74.86K	0.00	0.00	\$35.26K	0.00	0.00
541519 - OTHER COMPUTER RELATED SERVICES	\$952.49K	\$609.35K	\$455.35K	0.00	0.00	0.00	0.00	0.00	0.00	0.00	0.00	0.00
561210 - FACILITIES SUPPORT SERVICES	\$115.97K	\$164.54K	\$685.64K	0.00	0.00	0.00	0.00	0.00	\$59.63K	0.00	0.00	0.00
541715 - RESEARCH AND DEVELOPMENT IN THE PHYSICAL, ENGINEERING, AND LIFE SCIENCES (EXCEPT NANOTECHNOLOGY AND BIOTECHNOLOGY)	0.00	\$1.68M	0.00	0.00	0.00	0.00	0.00	0.00	0.00	0.00	0.00	0.00
541513 - COMPUTER FACILITIES MANAGEMENT SERVICES	0.00	0.00	\$33.81K	0.00	0.00	\$156.82K	0.00	0.00	0.00	0.00	0.00	0.00
518210 - DATA PROCESSING, HOSTING, AND RELATED SERVICES	0.00	0.00	\$61.94K	0.00	\$186.74K	0.00	0.00	0.00	0.00	0.00	0.00	0.00
541511 - CUSTOM COMPUTER PROGRAMMING SERVICES	0.00	0.00	\$1.73M	0.00	0.00	0.00	\$126.59K	\$185.91K	\$1.87M	0.00	0.00	0.00
541712 - RESEARCH AND DEVELOPMENT IN THE PHYSICAL, ENGINEERING, AND LIFE SCIENCES (EXCEPT BIOTECHNOLOGY)	0.00	0.00	0.00	\$1.21M	0.00	0.00	0.00	\$141.32K	0.00	0.00	\$158.29K	0.00
541611 - ADMINISTRATIVE MANAGEMENT AND GENERAL MANAGEMENT CONSULTING SERVICES	0.00	0.00	0.00	0.00	\$98.77K	\$2.16M	\$296.37K	0.00	0.00	0.00	0.00	0.00
334111 - ELECTRONIC COMPUTER MANUFACTURING	0.00	0.00	0.00	0.00	0.00	0.00	\$89.01K	0.00	0.00	0.00	0.00	0.00
517110 - WIRED TELECOMMUNICATIONS CARRIERS	0.00	0.00	0.00	0.00	0.00	0.00	0.00	\$84.28K	0.00	0.00	0.00	0.00
GRAND TOTAL:	\$2.56M	\$4.94M	\$4.55M	\$1.21M	\$1.11M	\$2.39M	\$631.12K	\$738.44K	\$1.93M	\$269.49K	\$158.29K	0.00

Source:  FEDMINE analysis of USASPENDING.GOV Data

☰ NORTH AMERICAN INDUSTRY CLASSIFICATION SYSTEM (NAICS) ▾

- 333244 - PRINTING MACHINERY AND EQUIPMENT MANUFACTURING
- 333316 - PHOTOGRAPHIC AND PHOTOCOPYING EQUIPMENT MANUFACTURING
- 333318 - OTHER COMMERCIAL AND SERVICE INDUSTRY MACHINERY MANUFACTURING
- 334111 - ELECTRONIC COMPUTER MANUFACTURING
- 334112 - COMPUTER STORAGE DEVICE MANUFACTURING
- 334118 - COMPUTER TERMINAL AND OTHER COMPUTER PERIPHERAL EQUIPMENT MANUFACTURING
- 334210 - TELEPHONE APPARATUS MANUFACTURING
- 334290 - OTHER COMMUNICATIONS EQUIPMENT MANUFACTURING
- 334310 - AUDIO AND VIDEO EQUIPMENT MANUFACTURING
- 334510 - ELECTROMEDICAL AND ELECTROTHERAPEUTIC APPARATUS MANUFACTURING
- 334516 - ANALYTICAL LABORATORY INSTRUMENT MANUFACTURING
- 334517 - IRRADIATION APPARATUS MANUFACTURING
- 334614 - SOFTWARE AND OTHER PRERECORDED COMPACT DISC, TAPE, AND RECORD REPRODUCING
- 335999 - ALL OTHER MISCELLANEOUS ELECTRICAL EQUIPMENT AND COMPONENT MANUFACTURING
- 337127 - INSTITUTIONAL FURNITURE MANUFACTURING
- 337211 - WOOD OFFICE FURNITURE MANUFACTURING
- 337214 - OFFICE FURNITURE (EXCEPT WOOD) MANUFACTURING
- 337910 - MATTRESS MANUFACTURING
- 339112 - SURGICAL AND MEDICAL INSTRUMENT MANUFACTURING
- 339113 - SURGICAL APPLIANCE AND SUPPLIES MANUFACTURING
- 339999 - ALL OTHER MISCELLANEOUS MANUFACTURING
- 423430 - COMPUTER AND COMPUTER PERIPHERAL EQUIPMENT AND SOFTWARE MERCHANT WHOLESALERS
- 423450 - MEDICAL, DENTAL, AND HOSPITAL EQUIPMENT AND SUPPLIES MERCHANT WHOLESALERS
- 511210 - SOFTWARE PUBLISHERS
- 517311 - WIRED TELECOMMUNICATIONS CARRIERS
- 517312 - WIRELESS TELECOMMUNICATIONS CARRIERS (EXCEPT SATELLITE)
- 517911 - TELECOMMUNICATIONS RESELLERS
- 518210 - DATA PROCESSING, HOSTING, AND RELATED SERVICES
- 519130 - INTERNET PUBLISHING AND BROADCASTING AND WEB SEARCH PORTALS
- 532420 - OFFICE MACHINERY AND EQUIPMENT RENTAL AND LEASING
- 541511 - CUSTOM COMPUTER PROGRAMMING SERVICES
- 541512 - COMPUTER SYSTEMS DESIGN SERVICES
- 541513 - COMPUTER FACILITIES MANAGEMENT SERVICES
- 541519 - OTHER COMPUTER RELATED SERVICES
- 561421 - TELEPHONE ANSWERING SERVICES
- 561422 - TELEMARKETING BUREAUS
- 561431 - PRIVATE MAIL CENTERS
- 561439 - OTHER BUSINESS SERVICE CENTERS (INCLUDING COPY SHOPS)
- 561621 - SECURITY SYSTEMS SERVICES (EXCEPT LOCKSMITHS)
- 611420 - COMPUTER TRAINING
- 811211 - CONSUMER ELECTRONICS REPAIR AND MAINTENANCE
- 811212 - COMPUTER AND OFFICE MACHINE REPAIR AND MAINTENANCE
- 811219 - OTHER ELECTRONIC AND PRECISION EQUIPMENT REPAIR AND MAINTENANCE

 MyFedconnect™ Potential NAICS MarketView

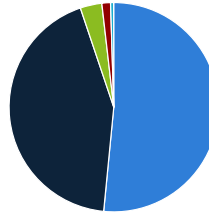
☰ PRODUCT OR SERVICE (PSC) CODES ▾

- 7042 - MINI AND MICRO COMPUTER CONTROL DEVICES

 MyFedconnect™ Potential PSC MarketView

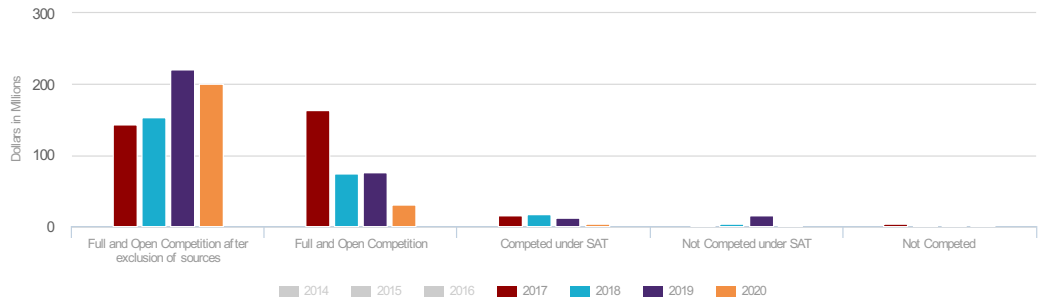
✦ CONTRACT AWARDS BY EXTENT OF COMPETITION

Top Extent Competition
2014-2020



■ Full and Open Competition after exclusion of sources
 ■ Full and Open Competition
 ■ Competed under SAT
 ■ Not Competed under SAT
 ■ Others

Federal Contract Actions by Extent



EXTENT COMPLETED	2020	2019	2018	2017	2016	2015	2014
+ A - Full and Open Competition	\$30.94M	\$75.16M	\$74.72M	\$163.93M	\$129.96M	\$113.19M	\$158.18M
+ D - Full and Open Competition after exclusion of sources	\$200.19M	\$220.30M	\$153.59M	\$142.89M	\$114.94M	\$43.56M	\$12.90M
+ C - Not Competed	\$984.12K	\$1.18M	\$949.20K	\$3.39M	\$152.44K	\$862.14K	\$103.71K
+ CDO - Competitive Delivery Order	-0.04	0.00	0.00	-51,328.16	-316,108.84	0.00	-10,049.41
+ F - Competed under SAT	\$3.73M	\$12.60M	\$16.21M	\$14.70M	\$2.19M	\$3.03M	\$5.16M
+ G - Not Competed under SAT	\$2.06M	\$15.61M	\$2.56M	\$1.63M	\$624.08K	\$333.40K	\$258.95K
+ B - Not Available for Competition	\$112.16K	\$258.61K	-2,622,909.78	\$2.98M	0.00	\$252.11K	\$69.75K
+ NDO - Non-Competitive Delivery Order	0.00	0.00	0.00	0.00	0.00	0.00	-14,355.62
+ None	\$371.26K	\$336.25K	\$479.25K	0.00	0.00	\$0.00K	0.00
GRAND TOTAL:	\$238.40M	\$325.45M	\$245.88M	\$329.46M	\$247.55M	\$161.23M	\$176.66M

Source: FEDMINE analysis of Federal Procurement Data system - Next Generation Data (FPDS-NG)

GSA SCHEDULE CONTRACTS









	GSA Numbers	Schedule Type	Contract Ending Date
details	GS35F0553P	70	May 24, 2024

IDV (IDIQ) Contract Vehicles

IDV CONTRACTS

IDV CONTRACT NUMBERS	2020	2019	2018	2017	2016	2015	2014
GS35F0553P	\$9.24M	\$14.69M	\$20.76M	\$30.72M	\$34.90M	\$26.50M	\$43.31M
	\$833.86K	\$623.18K	\$3.47M	\$91.37M	\$74.85M	\$81.62M	\$104.44M

NNG07DA16B								
NNG15SD22B	\$156.62M	\$169.65M	\$115.69M	\$118.85M	\$98.90M	\$31.79M	0.00	
NNG15SC74B	\$17.75M	\$15.78M	\$8.71M	\$3.78M	\$2.37M	\$1.65M	0.00	
AG3142B050004	0.00	0.00	0.00	\$49.20K	\$64.78K	\$120.65K	\$7.79M	
AG325DB140003	0.00	0.00	0.00	0.00	0.00	\$23.18K	\$412.30K	
1305M420DNAJ0051	\$0.25K	0.00	0.00	0.00	0.00	0.00	0.00	
DOC50PAPT0701046	0.00	0.00	0.00	0.00	-316,108.84	0.00	-12,006.53	
DOC50PAPT1200067	0.00	0.00	0.00	0.00	0.00	\$892.72K	\$1.96M	
15BNAS20DRCA00143	\$1.73M	0.00	0.00	0.00	0.00	0.00	0.00	
HHSN316201500034W	\$17.00M	\$55.73M	\$48.12M	\$30.64M	\$18.43M	\$654.44K	0.00	
DOLQ132J16544	0.00	0.00	0.00	0.00	0.00	0.00	0.00	
W52P1J12A0018	-36,916.58	-20,918.39	0.00	0.00	0.00	0.00	0.00	
W52P1J18A0002	\$253.25K	\$238.88K	\$197.30K	0.00	0.00	0.00	0.00	
TFMSHQ09Z08	0.00	0.00	0.00	0.00	0.00	0.00	-4,600.10	
TIRNO15Z00022	\$41.22K	\$2.93M	0.00	0.00	0.00	0.00	0.00	
36C10G19A0019	0.00	\$312.10K	0.00	0.00	0.00	0.00	0.00	
36C24119A0031	\$282.08K	\$5.44M	0.00	0.00	0.00	0.00	0.00	
36C24418D0050	0.00	0.00	\$9.24K	0.00	0.00	0.00	0.00	
36C25519A0028	0.00	\$2.50M	0.00	0.00	0.00	0.00	0.00	
36C25719A00361	\$20.64K	0.00	0.00	0.00	0.00	0.00	0.00	
V200P1906	0.00	0.00	0.00	0.00	-28,593.13	0.00	0.00	
VA11815D0100	0.00	0.00	0.00	\$25.44K	\$22.73K	\$119.81K	0.00	
VA25017A0013	0.00	0.00	-1,105.59	\$22.81K	0.00	0.00	0.00	
VA25517A0006	\$24.00K	\$24.00K	\$21.14K	\$19.93K	0.00	0.00	0.00	
VA25517A6068	\$783.71K	\$2.56M	\$1.36M	0.00	0.00	0.00	0.00	
VA52814D0099	\$119.22K	\$143.44K	\$137.92K	\$33.00K	0.00	0.00	\$1.32M	
VA52814D0100	\$119.73K	\$115.11K	\$75.33K	0.00	0.00	\$421.48K	\$759.98K	
47QTCA19D00MP	0.00	0.00	0.00	0.00	0.00	0.00	0.00	
GS07FGA212	\$28.71K	\$506.38K	0.00	\$9.03M	0.00	0.00	0.00	
SECHQ114A0007	0.00	\$141.53K	-118,320.00	0.00	\$1.37M	\$887.96K	\$418.08K	
EPW14008	0.00	0.00	0.00	0.00	0.00	\$16.73K	\$380.83K	
DTFAWA15D00059	\$32.63K	\$344.65K	\$417.50K	\$384.50K	\$26.00K	\$497.50K	0.00	
HSHQDC13D00003	\$19.92M	\$30.22M	\$26.31M	\$12.55M	\$6.95M	\$9.42M	\$9.73M	
SBAHQ14D0002	0.00	0.00	0.00	0.00	\$4.77K	\$4.77K	\$58.57K	

	HHSD2002014F59359B	0.00	\$25.92K	\$70.03K	\$108.76K	\$71.87K	\$129.63K	0.00
	75F40118A10038	\$3.58M	\$2.83M	\$1.57M	0.00	0.00	0.00	0.00
	HHSN263200800123B	0.00	0.00	-2,730.21	0.00	-1,509.62	\$48.50K	\$3.27K
	NNX12AA76Z	0.00	0.00	0.00	0.00	0.00	\$238.15K	\$291.88K
	NNX12AA80Z	0.00	0.00	0.00	-98,371.87	\$49.53K	\$1.79M	\$1.17M
	EXIM17A0022	0.00	0.00	0.00	\$5.28K	0.00	0.00	0.00
	FERC10A0564	0.00	0.00	0.00	0.00	0.00	0.00	\$23.42K
GRAND TOTAL:		\$228.35M	\$304.78M	\$226.80M	\$297.49M	\$237.66M	\$156.82M	\$172.05M
Source:  FEDMINE analysis of Federal Procurement Data system - Next Generation Data (FPDS-NG)								

Copyright © 2020 FEDMINE™