

## FEDMINE™ Prime Contractor Company Profile - PRIMUS SOLUTIONS, LLC

Last Updated: 06/03/2017 - 07:10:36 PM

- Note 1:** If a Parent company for this entity is reported, click the link on its Parent DUNS number below to see its consolidated Profile. Parent subsidiary relationships are no longer provided due to the Federal Government's agreement with D&B, and therefore, some relationships may not reflect the most current status in our system.
- Note 2:** All OBLIGATED DOLLARS PERTAIN TO PRIME CONTRACTING DOLLARS ONLY. IF PURCHASED SEPARATELY SUBCONTRACTS DATA IS INCLUDED IN ALL PROFILES.

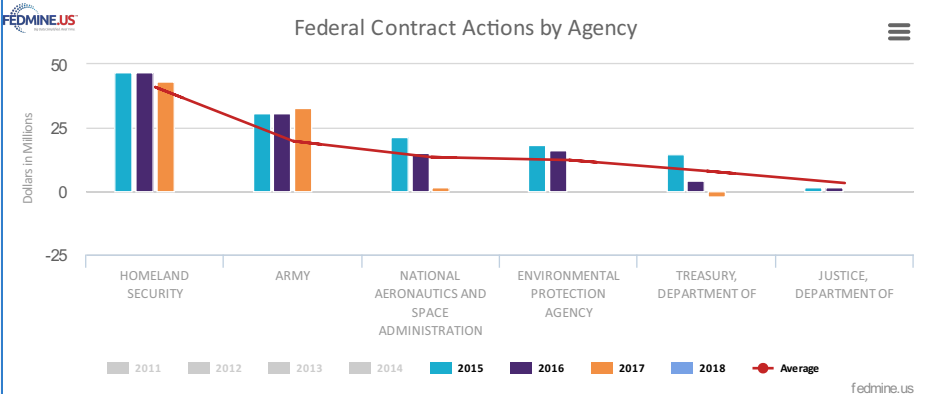
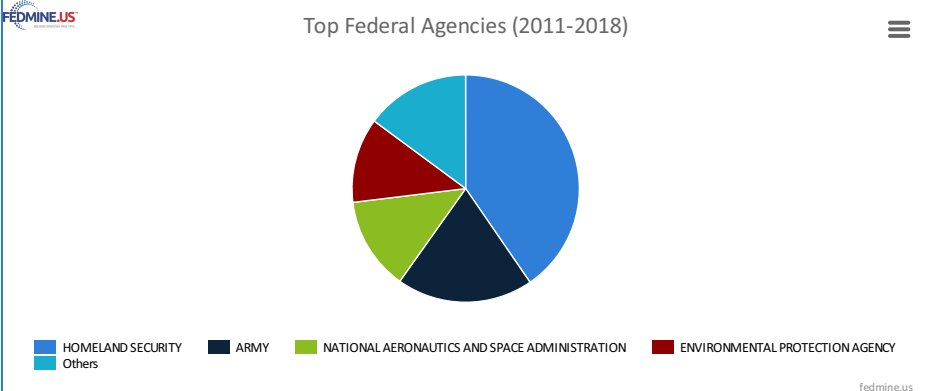
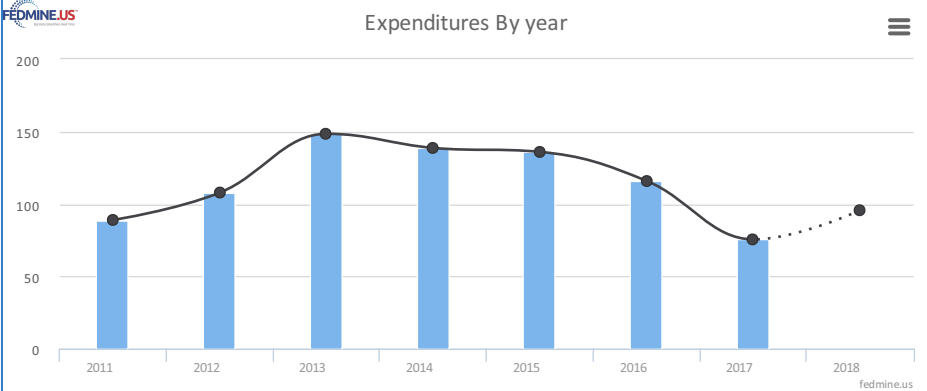
- View Profile by subsidiaries
- Contract Awards in Last 30 Days
- Contracts by Place of Performance
- Major Customer Names
- Contracts By Contracting Off.
- FedBizOpps Awards
- GWAC Contracts
- Contracts by NAICS Codes
- Contracts by PSC Codes
- Contracts by Categories
- Contracts By Socio Economic Status
- Contracts By SetAside Type
- Contracts By Pricing Type
- Contracts By Extent of Competition

### ORGANIZATION DETAILS

DUNS:	082971578
Parent DUNS:	135908783
Fedmine ID:	F356042945
Known As:	ASRC PRIMUS
Address:	7000 MUIRKIRK MEADOWS DR STE 100 BELTSVILLE MD 20705-6351 USA
County Code:	000
Cong. District:	05
Metro Area Code:	8840
Corporate URL:	<a href="http://www.asrcfederal.com/primus">www.asrcfederal.com/primus</a>
Organization Type:	CORPORATE ENTITY (NOT TAX EXEMPT) 2L
Incorporation:	MD
Legal Structure:	Corporation
Business Type:	05 - Alaskan Native Corporation Owned Firm 23 - Minority-Owned business 2X - For-Profit Organization NB - Native American Owned
Employees: *	1,632
Annual Revenue: *	\$167,254,519
Credit Card:	Y
Cage Code:	3GQG0
SAM Registration:	2003-07-19
SAM Renewal:	2018-03-19
Year Established:	1998-1-19
Fiscal Yr End:	12/31
Company Security:	NONE
Employee Security:	NONE
Current Principals:	Prasad Kunchakarra, CEO and President

\* Self reported by company to government, cannot be guaranteed for accuracy

### COMPARATIVE 8 - YEAR FEDERAL PRIME CONTRACTS VIEW



AGENCY	2018	2017	2016	2015	2014	2013	2012	2011
1500 - JUSTICE, DEPARTMENT OF	0	0	\$1,341,122	\$1,323,467	\$7,544,680	\$4,917,923	\$6,443,863	\$3,877,863
1900 - STATE, DEPARTMENT OF	0	0	\$0	\$0	\$-46,551	\$0	\$353,793	\$41,500

Source: System for Award Management (SAM)

### Executive Information

Name	Compensation
Date: 02/05/2016	Contract #: FA460006D0003
Steven D Ennis	\$ 309,512
Benjamin Bartine	\$ 213,439
Karen Anderson	\$ 196,059
Samuel Swenson	\$ 191,776
Bruce Miller	\$ 190,114

Source: FEDMINE analysis of USASPENDING.GOV Data

### Contact Information

**PYPOC:**

Name:	PRASAD KUNCHAKARRA
-------	--------------------

**Government Contact:**

Name:	DAVID DEMPSEY
Email:	david.dempsey@asrcfederal.com
Phone:	(301) 837-9029

**CIEmail-Id:** Rick.Payne@asrcprimus.com

**PRIMUS SOLUTIONS, INC. -167232532**

Email:	Donald.Hein@asrcfederal.com
Other Contact:	DONALD HEIN
Phone #:	(719) 473-8905
Fax:	7194738907

**PPPOC:**

Name:	LINDA HAMMOCK
Email:	linda.hammock@asrcfederal.com

**PYPOC:**

Name:	SBA
-------	-----

**Government Contact Other:**

Name:	ANDREW CHENEY
Email:	andrew.cheney@asrcfederal.com
Phone:	(301) 837-3904

Source: System for Award Management (SAM)  
Source: DSBS.GOV Data

### CERTIFICATION DETAILS

**Capabilities Narrative:**

We offer proven expertise in Information Strategy Planning, Software Application Development, Software Application Integration/EAI, and Enterprise Architecture, Database Solutions, Software Quality Assurance, and Modernizing legacy systems

**SBA Servicing Office:**

WASHINGTON DISTRICT OFFICE (SBA office code 0353)

+ 2000 - TREASURY, DEPARTMENT OF	0	\$-1,942,185	\$3,998,264	\$14,571,730	\$12,949,946	\$12,819,636	\$9,778,342	\$11,029,831
+ 4700 - GENERAL SERVICES ADMINISTRATION	0	0	0	0	\$0	\$0	\$0	\$0
5700 - AIR FORCE	0	0	\$1,346,894	\$2,705,731	\$2,762,078	\$2,763,644	\$2,797,608	\$2,805,135
6800 - ENVIRONMENTAL PROTECTION AGENCY	0	\$49,630	\$16,295,383	\$18,267,914	\$20,183,886	\$17,124,686	\$18,383,528	\$7,591,926
+ 7000 - HOMELAND SECURITY	0	\$43,361,139	\$46,881,355	\$46,929,334	\$51,611,393	\$55,142,400	\$42,496,885	\$41,419,903
8000 - NATIONAL AERONAUTICS AND SPACE ADMINISTRATION	0	\$1,303,974	\$14,958,930	\$21,296,394	\$13,714,559	\$16,097,396	\$20,803,413	\$19,004,316
8900 - ENERGY, DEPARTMENT OF	0	\$-15,640	0	\$-92,953	\$773,143	\$705,114	\$1,250,920	\$2,387,904
+ 1600 - LABOR, DEPARTMENT OF	0	0	0	0	0	\$11,459,174	0	0
2100 - ARMY	0	\$32,723,668	\$30,982,680	\$30,926,546	\$29,189,277	\$27,427,292	\$5,553,826	\$779,992
2400 - OFFICE OF PERSONNEL MANAGEMENT	0	\$0	0	0	0	0	0	0
<b>GRAND TOTAL:</b>	<b>\$0</b>	<b>\$75,480,585</b>	<b>\$115,804,627</b>	<b>\$135,928,163</b>	<b>\$138,682,411</b>	<b>\$148,457,264</b>	<b>\$107,862,177</b>	<b>\$88,938,369</b>

Source: FEDMINE analysis of Federal Procurement Data system - Next Generation Data (FPDS-NG)

### COMPARATIVE 8 - YEAR FEDERAL PRIME CONTRACTS VIEW BY DIVISION NAME

DIVISION NAME	2018	2017	2016	2015	2014	2013	2012	2011
+ PRIMUS SOLUTIONS, LLC	0	\$75,480,585	\$115,804,627	\$135,928,163	\$138,682,411	\$148,457,264	\$104,184,356	\$67,690,391
+ FT. SILL	0	0	\$0	0	0	\$0	\$3,677,822	\$21,247,978
<b>GRAND TOTAL:</b>	<b>\$0</b>	<b>\$75,480,585</b>	<b>\$115,804,627</b>	<b>\$135,928,163</b>	<b>\$138,682,411</b>	<b>\$148,457,264</b>	<b>\$107,862,177</b>	<b>\$88,938,369</b>

Source: FEDMINE analysis of Federal Procurement Data system - Next Generation Data (FPDS-NG)

### GSA CONTRACT ACTIONS

Contracts 5

AGENCY	2018	2017	2016	2015	2014	2013	2012	2011
8900 - ENERGY, DEPARTMENT OF	0	\$-796	0	0	\$0	\$92,727	\$1,037,631	\$1,155,514
+ 7000 - HOMELAND SECURITY	0	0	0	0	0	\$-48,173	\$-243,740	\$609,977
+ 1600 - LABOR, DEPARTMENT OF	0	0	0	0	0	\$11,459,174	0	0
<b>GRAND TOTAL:</b>	<b>\$0</b>	<b>\$-796</b>	<b>\$0</b>	<b>\$0</b>	<b>\$0</b>	<b>\$11,503,728</b>	<b>\$793,891</b>	<b>\$1,765,490</b>

Source: FEDMINE analysis of Federal Procurement Data system - Next Generation Data (FPDS-NG)

### NORTH AMERICAN INDUSTRY CLASSIFICATION SYSTEM (NAICS)

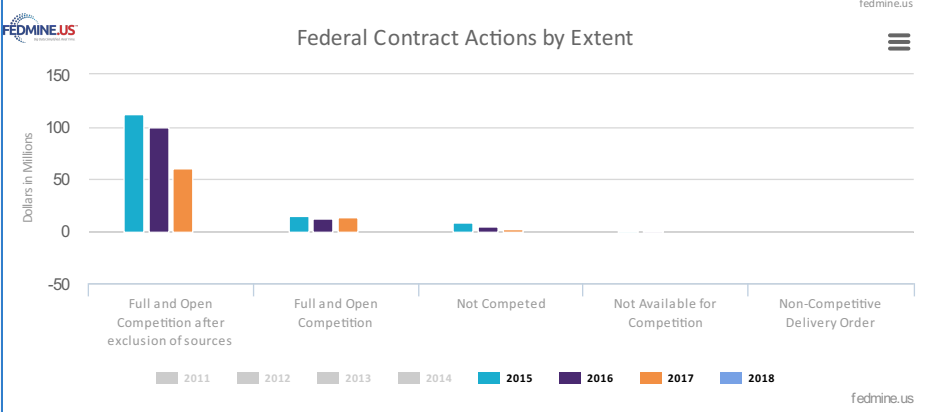
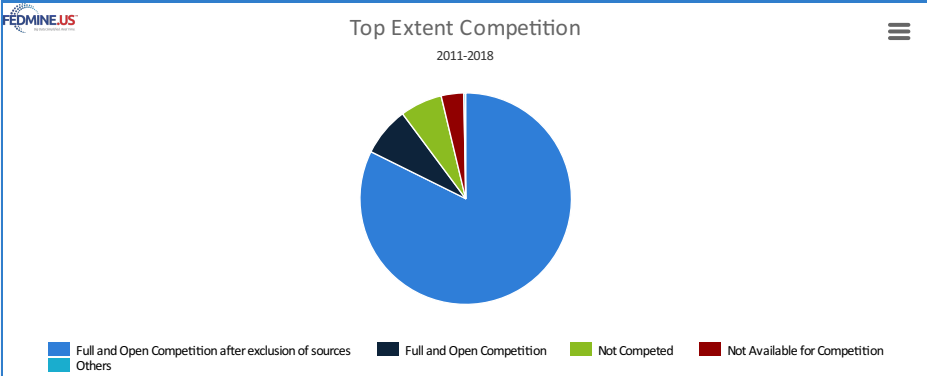
- 236210 - INDUSTRIAL BUILDING CONSTRUCTION
- 236220 - COMMERCIAL AND INSTITUTIONAL BUILDING CONSTRUCTION
- 237990 - OTHER HEAVY AND CIVIL ENGINEERING CONSTRUCTION
- 238210 - ELECTRICAL CONTRACTORS
- 334511 - SEARCH, DETECTION, NAVIGATION, GUIDANCE, AERONAUTICAL, AND NAUTICAL SYSTEM AND INSTRUMENT MANUFACTURING
- 481211 - NONSCHEDULED CHARTERED PASSENGER AIR TRANSPORTATION

<b>SBA 8(a) Certification:</b>	
Case Number:	110018
Entrance Date:	2003-10-14
Exit Date:	2012-10-14
<b>Small Disadvantaged Business:</b>	
Entrance Date:	2003-10-14
SDB Exit Date:	2013-03-08
<b>Business Type Percentages:</b>	
Service (95 %), Research & development (5 %)	
<b>Bonding Levels:</b>	
Construction:	\$0 (per contract)
Construction:	\$0 (aggregate)
Service:	\$0 (per contract)
Service:	\$0 (aggregate)
<b>Quality Standards:</b>	
Quality Assurance:	(none given)
EDI:	N
<b>Export Details:</b>	
Activities:	(none given)
Exporting to:	(none given)
Relationships:	(none given)
Objective(s):	
<b>Non-Government Certifications:</b>	
DOT MBE 03-090	
<b>Special Equipment</b>	
Source: DSBS.GOV Data	

- 517410 - SATELLITE TELECOMMUNICATIONS
- 517919 - ALL OTHER TELECOMMUNICATIONS US
- 518210 - DATA PROCESSING, HOSTING, AND RELATED SERVICES
- 541330 - ENGINEERING SERVICES
- 541511 - CUSTOM COMPUTER PROGRAMMING SERVICES
- 541512 - COMPUTER SYSTEMS DESIGN SERVICES
- 541513 - COMPUTER FACILITIES MANAGEMENT SERVICES
- 541519 - OTHER COMPUTER RELATED SERVICES
- 541611 - ADMINISTRATIVE MANAGEMENT AND GENERAL MANAGEMENT CONSULTING SERVICES
- 541614 - PROCESS, PHYSICAL DISTRIBUTION, AND LOGISTICS CONSULTING SERVICES
- 541618 - OTHER MANAGEMENT CONSULTING SERVICES
- 541690 - OTHER SCIENTIFIC AND TECHNICAL CONSULTING SERVICES
- 541712 - RESEARCH AND DEVELOPMENT IN THE PHYSICAL, ENGINEERING, AND LIFE SCIENCES (EXCEPT BIOTECHNOLOGY)
- 541990 - ALL OTHER PROFESSIONAL, SCIENTIFIC, AND TECHNICAL SERVICES
- 561110 - OFFICE ADMINISTRATIVE SERVICES
- 561210 - FACILITIES SUPPORT SERVICES
- 561320 - TEMPORARY HELP SERVICES
- 561611 - INVESTIGATION SERVICES
- 561612 - SECURITY GUARDS AND PATROL SERVICES
- 561720 - JANITORIAL SERVICES
- 561730 - LANDSCAPING SERVICES

MyFedconnect™ Potential NAICS MarketView

### CONTRACT AWARDS BY EXTENT OF COMPETITION



EXTENT COMPLETED	2018	2017	2016	2015	2014	2013	2012	2011
+ C - Not Competed	\$0	\$2,520,495	\$4,603,618	\$8,462,524	\$311,575	\$3,264,108	\$12,604,394	\$20,446,411
+ B - Not	\$0	\$-14,844	\$264,965	\$1,230,514	\$8,317,823	\$5,530,310	\$6,701,037	\$6,015,345

Available for Competition									
+ D - Full and Open Competition after exclusion of sources	\$0	\$60,266,900	\$98,804,290	\$112,235,759	\$117,717,453	\$130,324,566	\$87,107,702	\$61,383,126	
+ None	\$0	\$0	\$0	\$0	\$0	\$0	\$0	\$-103,300	
+ F - Competed under SAT	\$0	\$0	\$0	\$0	\$0	\$0	\$0	\$0	
+ A - Full and Open Competition	\$0	\$12,708,034	\$12,131,752	\$13,999,368	\$12,335,560	\$9,245,551	\$419,487	\$48,304	
+ G - Not Competed under SAT	\$0	\$0	\$0	\$0	\$0	\$0	\$-6,848	\$0	
+ NDO - Non-Competitive Delivery Order	\$0	\$0	\$0	\$0	\$0	\$92,727	\$1,036,406	\$1,148,485	
<b>GRAND TOTAL:</b>	<b>\$0</b>	<b>\$75,480,585</b>	<b>\$115,804,625</b>	<b>\$135,928,165</b>	<b>\$138,682,412</b>	<b>\$148,457,262</b>	<b>\$107,862,178</b>	<b>\$88,938,370</b>	

Source: FEDMINE analysis of Federal Procurement Data system - Next Generation Data (FPDS-NG)

### GSA SCHEDULE CONTRACTS

	GSA Numbers	Schedule Type	Contract Ending Date
<a href="#">details</a>	GS35F0509R	70	Apr 20, 2015
<a href="#">details</a>	GS06F0846Z	8ASTARS2	Aug 21, 2016
<a href="#">details</a>	GS21F0117X	03FAC	Jun 19, 2016

IDV (IDIQ) Contract Vehicles

### IDV CONTRACTS

IDV CONTRACT NUMBERS	2018	2017	2016	2015	2014	2013	2012	2011
DJD09C0162	\$0	\$0	\$264,965	\$1,323,466	\$7,544,680	\$4,917,923	\$6,443,863	\$7,437,540
DJDEA08C0017	\$0	\$0	\$0	\$0	\$0	\$0	\$0	\$-3,559,677
GS06F0846Z	\$0	\$0	\$0	\$0	\$0	\$11,411,001	\$-243,740	\$609,976
SAQMMA11D0065	\$0	\$0	\$0	\$0	\$-46,551	\$0	\$373,793	\$21,500
W9124G06D0002	\$0	\$0	\$0	\$0	\$0	\$0	\$64,469	\$0
EPW11024	\$0	\$49,630	\$16,295,382	\$18,267,914	\$20,183,887	\$17,124,686	\$18,383,528	\$7,591,926
HSFLCS09D00001	\$0	\$667,323	\$1,664,207	\$1,767,516	\$1,559,589	\$1,718,207	\$1,688,588	\$2,617,024
DEIM0000135	\$0	\$0	\$0	\$0	\$0	\$0	\$-6,848	\$-21,800
DEIM0000483	\$0	\$0	\$0	\$-83,656	\$773,143	\$562,387	\$212,519	\$702,191
GS35F0509R	\$0	\$-796	\$0	\$0	\$0	\$92,727	\$1,037,631	\$1,155,514
<b>GRAND TOTAL:</b>	<b>\$0</b>	<b>\$716,157</b>	<b>\$18,224,554</b>	<b>\$21,275,241</b>	<b>\$30,014,748</b>	<b>\$35,826,930</b>	<b>\$27,953,802</b>	<b>\$16,554,193</b>

Source: FEDMINE analysis of Federal Procurement Data system - Next Generation Data (FPDS-NG)

COMPARATIVE 9- YEAR SUB CONTRACTS REVENUE BY PRIME CONTRACTOR

Sub Contracts Received from each reported Prime Contractor	2017	2016	2015	2014	2013	2012	2011	2010	2009
+ 076637073 - ARCTIC SLOPE REGIONAL CORPORATION	\$0	\$0	\$0	\$0	\$0	\$500,000	\$0	\$0	\$0
+ 119162332 - ALION SCIENCE AND TECHNOLOGY CORPORATION	\$0	\$96,943	\$0	\$0	\$0	\$0	\$0	\$0	\$0
<b>GRAND TOTAL:</b>	\$0	\$96,943	\$0	\$0	\$0	\$500,000	\$0	\$0	\$0

SUB CONTRACT AWARDS BY AGENCY

AGENCY	2017	2016	2015	2014	2013	2012	2011	2010	2009
8000 - NATIONAL AERONAUTICS AND SPACE ADMINISTRATION	\$0	\$0	\$0	\$0	\$0	\$500,000	\$0	\$0	\$0
5700 - DEPT OF THE AIR FORCE	\$0	\$96,943	\$0	\$0	\$0	\$0	\$0	\$0	\$0
<b>GRAND TOTAL:</b>	\$0	\$96,943	\$0	\$0	\$0	\$500,000	\$0	\$0	\$0

SUB CONTRACT AWARDS BY PLACE OF PERFORMANCE

PLACE OF PERFORMANCE	2017	2016	2015	2014	2013	2012	2011	2010	2009
MD - Maryland	\$0	\$96,943	\$0	\$0	\$0	\$500,000	\$0	\$0	\$0
<b>GRAND TOTAL:</b>	\$0	\$96,943	\$0	\$0	\$0	\$500,000	\$0	\$0	\$0

SUB CONTRACT AWARDS BY AGENCY

FUNDING OFFICE	2017	2016	2015	2014	2013	2012	2011	2010	2009
GSFCO - GODDARD SPACE FLIGHT CENTER	\$0	\$0	\$0	\$0	\$0	\$500,000	\$0	\$0	\$0
HJ4701 - DEFENSE TECHNICAL INFO CENTER	\$0	\$96,943	\$0	\$0	\$0	\$0	\$0	\$0	\$0
<b>GRAND TOTAL:</b>	\$0	\$96,943	\$0	\$0	\$0	\$500,000	\$0	\$0	\$0

SUB CONTRACT AWARDS BY NAICS

NAICS	2017	2016	2015	2014	2013	2012	2011	2010	2009
541712 - RESEARCH AND DEVELOPMENT IN THE PHYSICAL, ENGINEERING, AND LIFE SCIENCES (EXCEPT BIOTECHNOLOGY)	\$0	\$0	\$0	\$0	\$0	\$500,000	\$0	\$0	\$0
541710 -	\$0	\$96,943	\$0	\$0	\$0	\$0	\$0	\$0	\$0
<b>GRAND TOTAL:</b>	\$0	\$96,943	\$0	\$0	\$0	\$500,000	\$0	\$0	\$0

Source: FEDMINE analysis of USASPENDING.GOV Data