


FEDMINE™ Prime Contractor Company Profile - BIOFIRE DIAGNOSTICS, LLC

Last Updated: 01/28/2020 - 04:49:57 AM

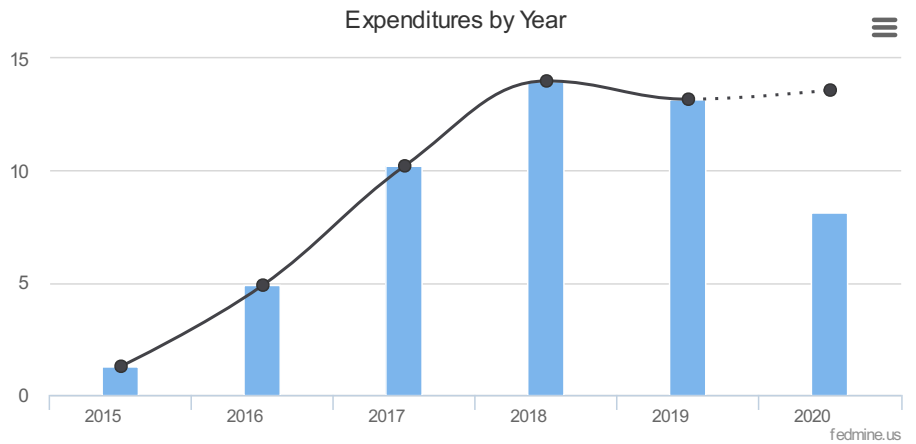
- ❗ **Note 1:** If a Parent company for this entity is reported, click the link on its Parent DUNS number below to see its consolidated Profile. Parent subsidiary relationships are no longer provided due to the Federal Government's agreement with D&B, and therefore, some relationships may not reflect the most current status in our system.
- ❗ **Note 2:** All OBLIGATED DOLLARS PERTAIN TO PRIME CONTRACTING DOLLARS ONLY. IF PURCHASED SEPARATELY SUBCONTRACTS DATA IS INCLUDED IN ALL PROFILES.

- Contract Awards in Last 30 Days
- Contracts by Place of Performance
- Contracts by Contracting Office
- FedBizOpps Awards
- Contracts by NAICS Codes
- Contracts by PSC Codes
- Contracts by Categories
- Contracts by Socioeconomic Status
- Contracts by Set-Aside Type
- Contracts By Pricing Type
- Contracts By Extent of Competition

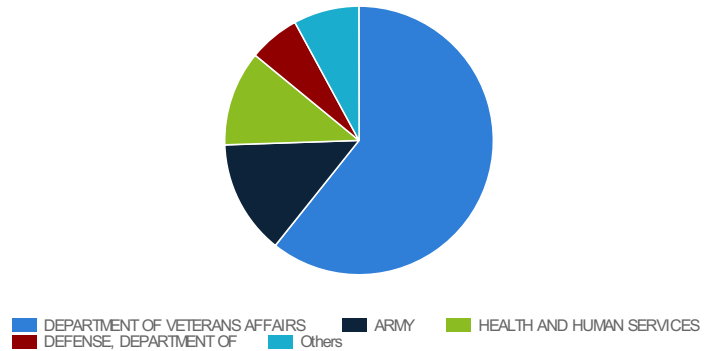
ORGANIZATION DETAILS

DUNS:	079280262
Parent DUNS:	NONE
Fedmine ID:	F340653686
Address:	515 COLOROW DR SALT LAKE CITY UT 84108-1248 USA 
County Code:	035
Cong. District:	02
Metro Area Code:	0000
Corporate URL:	http://www.biofire.com
Organization Type:	CORPORATE ENTITY (NOT TAX EXEMPT) 2L
Incorporation:	DE
Legal Structure:	
Business Type:	20 - Foreign Owned and Located 2X - For-Profit Organization
Employees: *	8,278
Annual Revenue: *	\$1,958,975,616
Credit Card:	Y
Cage Code:	72GV2

COMPARATIVE 6 - YEAR FEDERAL PRIME CONTRACTS VIEW



Top Federal Agencies (2015-2020)



SAM Registration:	2014-02-11
SAM Renewal:	2020-12-04
Year Established:	2014-2-20
Fiscal Yr End:	12/31
Company Security:	NONE
Employee Security:	NONE
Current Principals:	

* Self reported by company to government, cannot be guaranteed for accuracy

Source: System for Award Management (SAM)

Source: FEDMINE analysis of Federal Procurement Data system - Next Generation Data (FPDS-NG)

Contact Information

Government Contact:

Name:	TOM REEN
Title:	DIRECTOR OF CORPORATE ACCOUNTS
Email:	tom.reen@biofredx.com
Phone:	(801) 736-6354

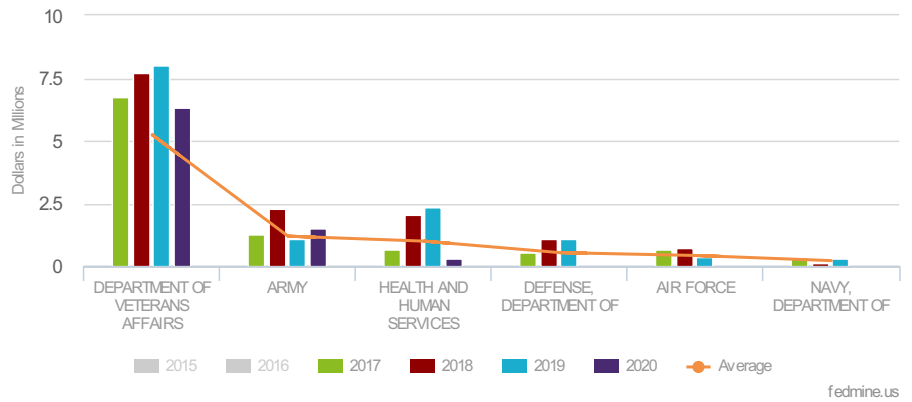
Corporate Contact:

Name:	ACCOUNTS RCV
Title:	AR
Email:	ar@biofredx.com
Phone:	(801) 736-6354

Source: System for Award Management (SAM)

Source: DSBS.GOV Data

Federal Contract Actions by Agency



AGENCY (Contracting)	2020	2019	2018	2017	2016	2015
1700 - NAVY, DEPARTMENT OF	0	\$314,741	\$130,097	\$348,462	\$253,171	\$210,391
1900 - STATE, DEPARTMENT OF	0	0	\$35,375	\$21,669	\$63,548	\$165,569
2100 - ARMY	\$1,511,480	\$1,106,008	\$2,271,073	\$1,235,501	\$711,031	\$281,629
3600 - DEPARTMENT OF VETERANS AFFAIRS	\$6,315,464	\$7,985,037	\$7,709,696	\$6,717,124	\$2,352,493	\$303,615
+ 4700 - GENERAL SERVICES ADMINISTRATION	0	0	0	\$0	\$52,158	\$3,849
5700 - AIR FORCE	0	\$361,948	\$732,505	\$665,662	\$632,941	\$97,855
+ 7500 - HEALTH AND HUMAN SERVICES	\$319,714	\$2,320,537	\$2,020,372	\$650,412	\$405,183	\$212,194
+ 9700 - DEFENSE, DEPARTMENT OF	0	\$1,091,686	\$1,094,500	\$570,000	\$421,598	\$0
GRAND TOTAL:	\$8,146,658	\$13,179,957	\$13,993,617	\$10,208,830	\$4,892,123	\$1,275,102

AGENCY (Funding)	2020	2019	2018	2017	2016	2015
1700 - NAVY, DEPARTMENT OF	0	\$314,741	\$130,097	\$348,462	\$301,480	\$210,391
1900 - STATE, DEPARTMENT OF	0	0	\$35,375	\$21,669	\$63,548	\$165,569
2100 - ARMY	\$1,511,480	\$1,106,008	\$2,271,073	\$1,235,501	\$883,031	\$281,629
3600 - DEPARTMENT OF VETERANS AFFAIRS	\$6,315,464	\$7,985,036	\$7,709,696	\$6,717,124	\$2,352,493	\$303,615
5700 - AIR FORCE	0	\$361,948	\$732,505	\$665,662	\$636,790	\$101,704
+ 7500 - HEALTH AND HUMAN SERVICES	\$319,714	\$2,320,537	\$2,020,372	\$650,412	\$405,183	\$212,194
+ 9700 - DEFENSE, DEPARTMENT OF	0	\$1,091,686	\$1,094,500	\$570,000	\$249,598	\$0
+ 4700 - GENERAL SERVICES ADMINISTRATION	0	0	0	\$0	0	0
GRAND TOTAL:	\$8,146,658	\$13,179,957	\$13,993,617	\$10,208,830	\$4,892,123	\$1,275,102

COMPARATIVE 12- YEAR SUB CONTRACTS REVENUE BY PRIME CONTRACTOR

Sub Contracts Received from each reported Prime Contractor	2020	2019	2018	2017	2016	2015	2014	2013	2012	2011	2010	2009
+ 001910777 - JOHNS HOPKINS UNIVERSITY, THE	\$0	\$46,440	\$46,440	\$0	\$0	\$0	\$0	\$0	\$0	\$0	\$0	\$0
GRAND TOTAL:	\$0	\$46,440	\$46,440	\$0	\$0	\$0	\$0	\$0	\$0	\$0	\$0	\$0

SUB CONTRACT AWARDS BY AGENCY

AGENCY	2020	2019	2018	2017	2016	2015	2014	2013	2012	2011	2010	2009
7529 - NATIONAL INSTITUTES OF HEALTH	\$0	\$46,440	\$46,440	\$0	\$0	\$0	\$0	\$0	\$0	\$0	\$0	\$0
GRAND TOTAL:	\$0	\$46,440	\$46,440	\$0	\$0	\$0	\$0	\$0	\$0	\$0	\$0	\$0

SUB CONTRACT AWARDS BY PLACE OF PERFORMANCE

PLACE OF PERFORMANCE	2020	2019	2018	2017	2016	2015	2014	2013	2012	2011	2010	2009
MD - Maryland	\$0	\$0	\$46,440	\$0	\$0	\$0	\$0	\$0	\$0	\$0	\$0	\$0
UT - Utah	\$0	\$46,440	\$0	\$0	\$0	\$0	\$0	\$0	\$0	\$0	\$0	\$0
GRAND TOTAL:	\$0	\$46,440	\$46,440	\$0	\$0	\$0	\$0	\$0	\$0	\$0	\$0	\$0

SUB CONTRACT AWARDS BY NAICS

NAICS	2020	2019	2018	2017	2016	2015	2014	2013	2012	2011	2010	2009
541711 - RESEARCH AND DEVELOPMENT IN BIOTECHNOLOGY	\$0	\$46,440	\$46,440	\$0	\$0	\$0	\$0	\$0	\$0	\$0	\$0	\$0
GRAND TOTAL:	\$0	\$46,440	\$46,440	\$0	\$0	\$0	\$0	\$0	\$0	\$0	\$0	\$0

NORTH AMERICAN INDUSTRY CLASSIFICATION SYSTEM (NAICS)

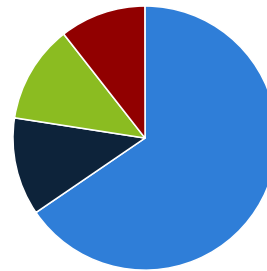
334516 - ANALYTICAL LABORATORY INSTRUMENT MANUFACTURING

811219 - OTHER ELECTRONIC AND PRECISION EQUIPMENT REPAIR AND MAINTENANCE

MyFedconnect™ Potential NAICS MarketView

✈ CONTRACT AWARDS BY EXTENT OF COMPETITION

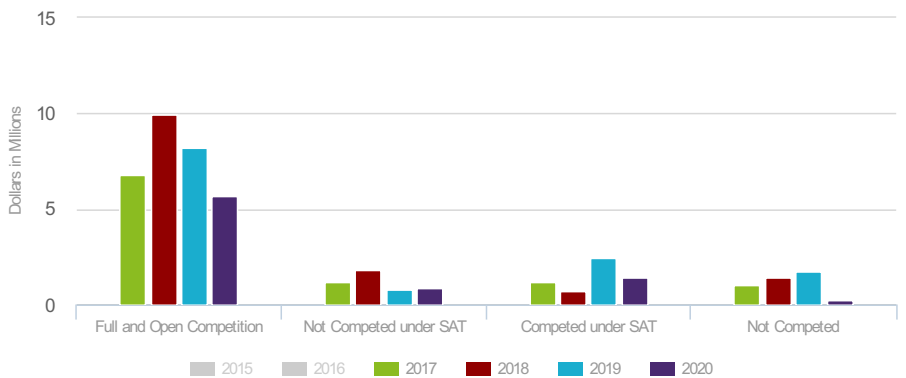
Top Extent Competition
2015-2020



■ Full and Open Competition
 ■ Not Competed under SAT
 ■ Competed under SAT
 ■ Not Competed

fedmine.us

Federal Contract Actions by Extent



fedmine.us

EXTENT COMPETED	2020	2019	2018	2017	2016	2015
+ A - Full and Open Competition	\$5,647,046	\$8,227,531	\$9,986,644	\$6,791,172	\$2,850,805	\$344,665
+ F - Competed under SAT	\$1,416,073	\$2,434,181	\$739,760	\$1,212,461	\$289,306	\$99,772
+ C - Not Competed	\$240,864	\$1,731,660	\$1,430,330	\$1,026,179	\$557,458	\$472,370
+ G - Not Competed under SAT	\$842,674	\$786,584	\$1,836,883	\$1,179,018	\$1,194,554	\$358,295
+ None	\$0	\$0	\$0	\$0	\$0	\$0
GRAND TOTAL:	\$8,146,658	\$13,179,957	\$13,993,617	\$10,208,830	\$4,892,123	\$1,275,102

Source: FEDMINE analysis of Federal Procurement Data system - Next Generation Data (FPDS-NG)

✈ GSA SCHEDULE CONTRACTS

	GSA Numbers	Schedule Type	Contract Ending Date
details	V797D30085	65 VII	Feb 14, 2023

IDV CONTRACTS

	IDV CONTRACT NUMBERS	2020	2019	2018	2017	2016	2015
	V797D30085	\$3,209,511	\$2,893,865	\$5,521,988	\$4,376,512	\$1,896,062	\$274,665
	36C24619A0002	\$708,936	\$801,605	\$0	\$0	\$0	\$0
	36C25219A0002	\$364,257	\$305,946	\$0	\$0	\$0	\$0
	36C25518D0205	\$0	\$0	\$808,537	\$0	\$0	\$0
	36C25519D0205	\$0	\$1,798,230	\$0	\$0	\$0	\$0
	36C25918A0075	\$8,462	\$40,779	\$0	\$0	\$0	\$0
	36C26120A0010	\$538,012	\$0	\$0	\$0	\$0	\$0
	VA24115A0027	\$927,494	\$933,551	\$919,862	\$710,586	\$0	\$0
	VA24217D0186	\$165,691	\$130,946	\$141,764	\$0	\$0	\$0
	VA24617A0007	\$0	\$-94,695	\$676,636	\$0	\$0	\$0
	VA24915A0066	\$0	\$0	\$-1,020	\$66,265	\$47,043	\$0
	VA25515A0049	\$0	\$-26,153	\$-88,099	\$336,165	\$607,042	\$0
	VA25516A0068	\$0	\$-61,826	\$0	\$304,000	\$0	\$0
	VA25815D0015	\$0	\$0	\$0	\$0	\$199,671	\$152,736
	VA25917A0082	\$84,588	\$138,442	\$120,755	\$0	\$0	\$0
	VA26016A0039	\$331,692	\$272,886	\$400,885	\$46,333	\$26,940	\$0
	VA26216A0107	\$937,141	\$674,188	\$218,798	\$773,205	\$0	\$0
	VA26316A0012	\$0	\$-50,654	\$66,263	\$220,875	\$194,370	\$0
	VA26317A0046	\$12,106	\$774,655	\$199,048	\$675,436	\$0	\$0
	FA486119DA002	\$0	\$92,574	\$0	\$0	\$0	\$0
	HT001414A0010	\$0	\$0	\$0	\$290,000	\$172,000	\$0
	HT001417A0045	\$0	\$990,000	\$1,000,000	\$55,000	\$0	\$0
GRAND TOTAL:		\$7,287,891	\$9,614,339	\$9,985,415	\$7,854,376	\$3,143,128	\$427,401

Source: FEDMINE analysis of Federal Procurement Data system - Next Generation Data

