

## FEDMINE™ Prime Contractor Company Profile - T-REX SOLUTIONS, LLC

Last Updated: 04/10/2020 - 03:01:50 PM



- Note 1:** If a Parent company for this entity is reported, click the link on its Parent DUNS number below to see its consolidated Profile. Parent subsidiary relationships are no longer provided due to the Federal Government's agreement with D&B, and therefore, some relationships may not reflect the most current status in our system.
- Note 2:** All OBLIGATED DOLLARS PERTAIN TO PRIME CONTRACTING DOLLARS ONLY. IF PURCHASED SEPARATELY SUBCONTRACTS DATA IS INCLUDED IN ALL PROFILES.

- View Profile by Subsidiary
- Contract Awards in Last 30 Days
- Contracts by Place of Performance
- Contracts by Contracting Office
- FedBizOpps Awards
- GWAC Contracts
- Contracts by NAICS Codes
- Contracts by PSC Codes
- Contracts by Categories
- Contracts by Socioeconomic Status
- Contracts by Set-Aside Type
- Contracts By Pricing Type
- Contracts By Extent of Competition

### ORGANIZATION DETAILS

DUNS:	062808535
Parent DUNS:	NONE
Fedmine ID:	F386535919
Address:	7501 GREENWAY CENTER DR STE 1200 GREENBELT MD 20770-3510 USA
County Code:	033
Cong. District:	05
Metro Area Code:	8840
Corporate URL:	<a href="http://www.trexolutionsllc.com">http://www.trexolutionsllc.com</a>
Organization Type:	PARTNERSHIP 2K
Incorporation:	VA
Legal Structure:	Subchapter S Corpora
Business Type:	2X - For-Profit Organization JX - LJ - Limited Liability Company
Employees: *	35
Annual Revenue: *	\$6,200,000
Credit Card:	Y
Cage Code:	3LNT4
SAM Registration:	2003-11-12
SAM Renewal:	2020-07-06
Year Established:	1999-1-19
Fiscal Yr End:	12/31
Company Security:	Government Secret
Employee Security:	Government Secret
Current Principals:	Mike Louis, Vice President and CIO Trevor Wilby, President and CEO

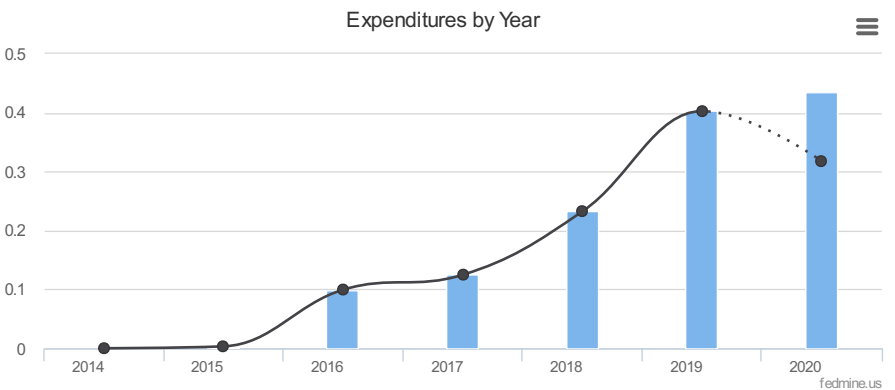
\* Self reported by company to government, cannot be guaranteed for accuracy

Source:  System for Award Management (SAM)  
Source:  FEDMINE analysis of Federal Procurement Data system - Next Generation Data (FPDS-NG)

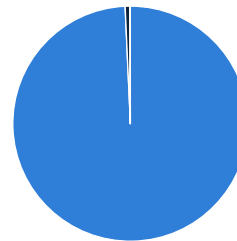
### Executive Information

Name	Compensation

### COMPARATIVE 7-YEAR FEDERAL PRIME CONTRACTS VIEW

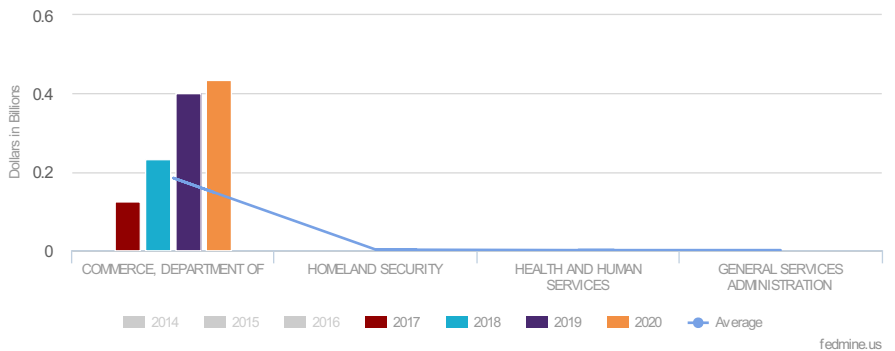


### Top Federal Agencies (2014-2020)



■ COMMERCE, DEPARTMENT OF
 ■ HOMELAND SECURITY
 ■ HEALTH AND HUMAN SERVICES
 ■ GENERAL SERVICES ADMINISTRATION

### Federal Contract Actions by Agency



AGENCY (Contracting)	2020	2019	2018	2017	2016	2015	2014
+ 1300 - COMMERCE, DEPARTMENT OF	\$433.89M	\$401.65M	\$232.26M	\$123.58M	\$96.37M	\$263.99K	\$67.75K
+ 4700 - GENERAL SERVICES ADMINISTRATION	0.00	0.00	0.00	0.00	0.00	0.00	0.00

Date: 05/30/2019	Contract #: GS00Q09BGD0039
Sean F Murphy	\$ 485,338
Tim Withum	\$ 377,906
Gregory T Wilby	\$ 343,763
Clyde Relick	\$ 288,153
Mike Louis	\$ 222,762

Source: FEDMINE analysis of USASPENDING.GOV Data

### Contact Information

Government Contact:

Name:	WILLIAM TURNER
Title:	DIRECTOR OF CONTRACTS
Email:	William.turner@trexsolutionsllc.com
Phone:	(202) 738-0871

T-REX SOLUTIONS, LLC -830243973

Email:	trevor.wilby@trexcorporation.com
Other Contact:	TREVOR WILBY
Phone #:	(703) 742-0566

Government Contact:

Name:	JAKE STENZLER
Email:	jake.stenzler@trexcorporation.com
Phone:	(202) 379-6355

Government Contact Other:

Name:	
-------	--

Corporate Contact:

Name:	SETH MOORE
Email:	seth.moore@trexcorporation.com
Phone:	(202) 603-5297

Source: System for Award Management (SAM)  
Source: DSBS.GOV Data

### CERTIFICATION DETAILS

Capabilities Narrative:  
T-Rex is a best-value provider of IT program management, software, system engineering, system integration and system operations solutions and services. Document Imaging and management, Data processing, Census, and tax systems, IT Staffing

SBA Servicing Office:  
WASHINGTON DISTRICT OFFICE (SBA office code 0353)

Hub Zone Certification:

Currently Certified:	Y
Certification Date:	2010-02-26

Business Type Percentages:  
Service (95 %), Manufacturing (5 %)

Bonding Levels:

Construction:	\$0 (per contract)
Construction:	\$0 (aggregate)

+ 7000 - HOMELAND SECURITY	0.00	\$931.20K	\$562.20K	\$1.38M	\$3.29M	\$3.03M	0.00
+ 7500 - HEALTH AND HUMAN SERVICES	\$0.25K	0	0	0	0	0	0
<b>GRAND TOTAL:</b>	<b>\$433.89M</b>	<b>\$402.58M</b>	<b>\$232.82M</b>	<b>\$124.97M</b>	<b>\$99.66M</b>	<b>\$3.29M</b>	<b>\$67.75K</b>

AGENCY (Funding)	2020	2019	2018	2017	2016	2015	2014
+ 1300 - COMMERCE, DEPARTMENT OF	\$433.89M	\$401.65M	\$232.26M	\$123.58M	\$96.37M	\$263.99K	\$67.75K
+ 4700 - GENERAL SERVICES ADMINISTRATION	0.00	0.00	0.00	0.00	0.00	0.00	0.00
+ 7000 - HOMELAND SECURITY	0.00	\$931.20K	\$562.20K	\$1.38M	\$3.29M	\$3.03M	0.00
+ 1200 - AGRICULTURE, DEPARTMENT OF	0	0	0.00	0	0	0	0
+ 7500 - HEALTH AND HUMAN SERVICES	\$0.25K	0	0	0	0	0	0
<b>GRAND TOTAL:</b>	<b>\$433.89M</b>	<b>\$402.58M</b>	<b>\$232.82M</b>	<b>\$124.97M</b>	<b>\$99.66M</b>	<b>\$3.29M</b>	<b>\$67.75K</b>

Source: FEDMINE analysis of Federal Procurement Data system - Next Generation Data (FPDS-NG)

### COMPARATIVE 7 - YEAR FEDERAL PRIME CONTRACTS VIEW BY DIVISION NAME

DIVISION NAME	2020	2019	2018	2017	2016	2015	2014
+ T-REX SOLUTIONS, LLC	\$433.89M	\$402.58M	\$232.82M	\$124.97M	\$99.66M	\$3.29M	\$67.75K
<b>GRAND TOTAL:</b>	<b>\$433.89M</b>	<b>\$402.58M</b>	<b>\$232.82M</b>	<b>\$124.97M</b>	<b>\$99.66M</b>	<b>\$3.29M</b>	<b>\$67.75K</b>

Source: FEDMINE analysis of Federal Procurement Data system - Next Generation Data (FPDS-NG)

### GSA CONTRACT ACTIONS Contracts 5

AGENCY	2020	2019	2018	2017	2016	2015	2014
+ 1300 - COMMERCE, DEPARTMENT OF	0	0	\$125.34K	\$125.34K	\$125.34K	\$63.36K	\$61.54K
<b>GRAND TOTAL:</b>	<b>0.00</b>	<b>0.00</b>	<b>\$125.34K</b>	<b>\$125.34K</b>	<b>\$125.34K</b>	<b>\$63.36K</b>	<b>\$61.54K</b>

Source: FEDMINE analysis of Federal Procurement Data system - Next Generation Data (FPDS-NG)

### COMPARATIVE 12- YEAR SUB CONTRACTS REVENUE BY PRIME CONTRACTOR

Sub Contracts Received from each reported Prime Contractor	2020	2019	2018	2017	2016	2015	2014	2013	2012	2011	2010	2009
+ 611641312 - LEIDOS HOLDINGS, INC.	0.00	\$1.07M	\$819.35K	0.00	\$990.38K	0.00	0.00	0.00	0.00	0.00	0.00	0.00
+ 001381284 - GENERAL DYNAMICS CORPORATION	0.00	0.00	0.00	\$16.76M	0.00	0.00	0.00	0.00	0.00	0.00	0.00	0.00
<b>GRAND TOTAL:</b>	<b>0.00</b>	<b>\$1.07M</b>	<b>\$819.35K</b>	<b>\$16.76M</b>	<b>\$990.38K</b>	<b>0.00</b>	<b>0.00</b>	<b>0.00</b>	<b>0.00</b>	<b>0.00</b>	<b>0.00</b>	<b>0.00</b>

### SUB CONTRACT AWARDS BY AGENCY

Service:	\$0 (per contract)
Service:	\$0 (aggregate)
Quality Standards:	
Quality Assurance:	(none given)
EDI:	N
Export Details:	
Activities:	Manufacturer, Service(s), Consultant
Exporting to:	Argentina, Australia, Brazil, France, Germany, Haiti, Hungary, India, Israel, Italy, Japan, Korea, Republic of, Kuwait, Latvia, Oman, Mexico, Netherlands, Norway, New Zealand, Peru, Philippines, Russia, Saudi Arabia, South Africa, Spain, Sweden, Switzerl
Relationships:	Direct export sales, Licensing, Contract manufacturing, Alliances
Objective(s):	Provide US based data processing systems and services to offshore firms with no US presence.
Non-Government Certifications:	
(none given)	
Special Equipment	
?Data Processing: Workflow, User Interfaces, Quality Assurance ? Program Management Systems (PMIS):Integrate program management tools and present usable and actionable data ? Operations: T-Rex staff process over 250k docs/month on T-Rex imaging system	

Source: DSBS.GOV Data


AGENCY	2020	2019	2018	2017	2016	2015	2014	2013	2012	2011	2010	2009
4732 - FEDERAL ACQUISITION SERVICE	0.00	\$1.07M	0.00	0.00	0.00	0.00	0.00	0.00	0.00	0.00	0.00	0.00
3600 - VETERANS AFFAIRS, DEPARTMENT OF	0.00	0.00	\$819.35K	0.00	\$990.38K	0.00	0.00	0.00	0.00	0.00	0.00	0.00
1323 - US CENSUS BUREAU	0.00	0.00	0.00	\$16.76M	0.00	0.00	0.00	0.00	0.00	0.00	0.00	0.00
<b>GRAND TOTAL:</b>	<b>0.00</b>	<b>\$1.07M</b>	<b>\$819.35K</b>	<b>\$16.76M</b>	<b>\$990.38K</b>	<b>0.00</b>	<b>0.00</b>	<b>0.00</b>	<b>0.00</b>	<b>0.00</b>	<b>0.00</b>	<b>0.00</b>

#### 🔍 SUB CONTRACT AWARDS BY PLACE OF PERFORMANCE

PLACE OF PERFORMANCE	2020	2019	2018	2017	2016	2015	2014	2013	2012	2011	2010	2009
MD - Maryland	0.00	\$1.07M	\$819.35K	\$16.76M	\$990.38K	0.00	0.00	0.00	0.00	0.00	0.00	0.00
<b>GRAND TOTAL:</b>	<b>0.00</b>	<b>\$1.07M</b>	<b>\$819.35K</b>	<b>\$16.76M</b>	<b>\$990.38K</b>	<b>0.00</b>	<b>0.00</b>	<b>0.00</b>	<b>0.00</b>	<b>0.00</b>	<b>0.00</b>	<b>0.00</b>

#### 🔍 SUB CONTRACT AWARDS BY NAICS

NAICS	2020	2019	2018	2017	2016	2015	2014	2013	2012	2011	2010	2009
541512 - COMPUTER SYSTEMS DESIGN SERVICES	0.00	\$1.07M	\$819.35K	0.00	\$990.38K	0.00	0.00	0.00	0.00	0.00	0.00	0.00
519190 - ALL OTHER INFORMATION SERVICES	0.00	0.00	0.00	\$16.76M	0.00	0.00	0.00	0.00	0.00	0.00	0.00	0.00
<b>GRAND TOTAL:</b>	<b>0.00</b>	<b>\$1.07M</b>	<b>\$819.35K</b>	<b>\$16.76M</b>	<b>\$990.38K</b>	<b>0.00</b>	<b>0.00</b>	<b>0.00</b>	<b>0.00</b>	<b>0.00</b>	<b>0.00</b>	<b>0.00</b>

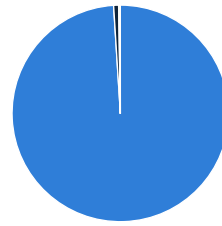
Source:  FEDMINE analysis of USASPENDING.GOV Data

#### ☰ NORTH AMERICAN INDUSTRY CLASSIFICATION SYSTEM (NAICS) ▼

- 323111 - COMMERCIAL GRAVURE PRINTING
- 493110 - GENERAL WAREHOUSING AND STORAGE
- 493190 - OTHER WAREHOUSING AND STORAGE
- 517919 - ALL OTHER TELECOMMUNICATIONS US
- 518210 - DATA PROCESSING, HOSTING, AND RELATED SERVICES
- 519120 - LIBRARIES AND ARCHIVES
- 541330 - ENGINEERING SERVICES
- 541511 - CUSTOM COMPUTER PROGRAMMING SERVICES
- 541512 - COMPUTER SYSTEMS DESIGN SERVICES
- 541513 - COMPUTER FACILITIES MANAGEMENT SERVICES
- 541519 - OTHER COMPUTER RELATED SERVICES
- 541611 - ADMINISTRATIVE MANAGEMENT AND GENERAL MANAGEMENT CONSULTING SERVICES
- 541618 - OTHER MANAGEMENT CONSULTING SERVICES
- 541690 - OTHER SCIENTIFIC AND TECHNICAL CONSULTING SERVICES
- 541715 - RESEARCH AND DEVELOPMENT IN THE PHYSICAL, ENGINEERING, AND LIFE SCIENCES (EXCEPT NANOTECHNOLOGY AND BIOTECHNOLOGY) 11
- 541720 - RESEARCH AND DEVELOPMENT IN THE SOCIAL SCIENCES AND HUMANITIES
- 541990 - ALL OTHER PROFESSIONAL, SCIENTIFIC, AND TECHNICAL SERVICES
- 561110 - OFFICE ADMINISTRATIVE SERVICES
- 561210 - FACILITIES SUPPORT SERVICES
- 561410 - DOCUMENT PREPARATION SERVICES
- 561910 - PACKAGING AND LABELING SERVICES

CONTRACT AWARDS BY EXTENT OF COMPETITION

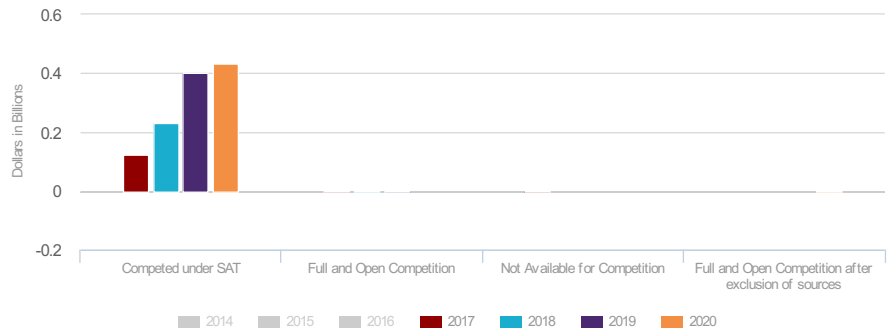
Top Extent Competition  
2014-2020



■ Competed under SAT 
 ■ Full and Open Competition 
 ■ Not Available for Competition  
■ Full and Open Competition after exclusion of sources

fedmine.us

Federal Contract Actions by Extent



fedmine.us




EXTENT COMPETED	2020	2019	2018	2017	2016	2015	2014
+ A - Full and Open Competition	0.00	\$931.20K	\$687.54K	\$1.51M	\$3.41M	\$3.09M	\$61.54K
+ B - Not Available for Competition	0.00	0.00	-3.00	\$190.94K	\$2.73M	\$200.63K	\$6.21K
+ D - Full and Open Competition after exclusion of sources	\$0.25K	0.00	0.00	0.00	0.00	-0.09	0.00
+ None	0.00	0.00	0.00	0.00	0.00	0.00	0.00
+ F - Competed under SAT	\$433.89M	\$401.65M	\$232.13M	\$123.27M	\$93.52M	0.00	0.00
<b>GRAND TOTAL:</b>	<b>\$433.89M</b>	<b>\$402.58M</b>	<b>\$232.82M</b>	<b>\$124.97M</b>	<b>\$99.66M</b>	<b>\$3.29M</b>	<b>\$67.75K</b>


Source: FEDMINE analysis of Federal Procurement Data system - Next Generation Data (FPDS-NG)

GSA SCHEDULE CONTRACTS

	GSA Numbers	Schedule Type	Contract Ending Date
<a href="#">details</a>	GS35F022BA	70	Oct 8, 2023
<a href="#">details</a>	GS03F109CA	36	Sep 27, 2020
<a href="#">details</a>	GS35F0467T	70	Jun 12, 2012

IDV CONTRACTS

	IDV CONTRACT NUMBERS	2020	2019	2018	2017	2016	2015	2014
	DOCYA132314CQ0002	0.00	0.00	-3.00	\$192.94K	\$2.73M	\$200.63K	\$6.21K
	DOCYA132315BU0033	\$433.89M	\$401.65M	\$232.13M	\$123.27M	\$93.52M	0.00	0.00
	GS35F022BA	0.00	0.00	\$125.34K	\$125.34K	\$125.34K	\$63.36K	\$61.54K
	HSHQDC13DE2043	0.00	\$931.20K	\$562.20K	\$1.38M	\$3.29M	\$3.03M	0.00
<b>GRAND TOTAL:</b>		<b>\$433.89M</b>	<b>\$402.58M</b>	<b>\$232.82M</b>	<b>\$124.97M</b>	<b>\$99.66M</b>	<b>\$3.29M</b>	<b>\$67.75K</b>

Source:  FEDMINE analysis of Federal Procurement Data system - Next Generation Data (FPDS-NG)

Copyright © 2020 FEDMINE™