

FEDMINE™ Prime Contractor Company Profile - TULSA FRUIT COMPANY

Last Updated: 02/12/2020 - 01:41:16 PM

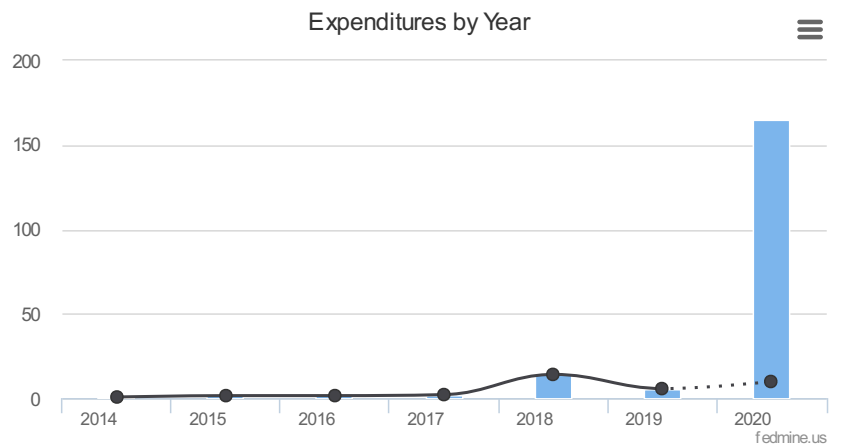
- Note 1:** If a Parent company for this entity is reported, click the link on its Parent DUNS number below to see its consolidated Profile. Parent subsidiary relationships are no longer provided due to the Federal Government's agreement with D&B, and therefore, some relationships may not reflect the most current status in our system.
- Note 2:** All OBLIGATED DOLLARS PERTAIN TO PRIME CONTRACTING DOLLARS ONLY. IF PURCHASED SEPARATELY SUBCONTRACTS DATA IS INCLUDED IN ALL PROFILES.

- Contract Awards in Last 30 Days
- Contracts by Place of Performance
- Contracts by Contracting Office
- Contracts by NAICS Codes
- Contracts by PSC Codes
- Contracts by Categories
- Contracts by Socioeconomic Status
- Contracts by Set-Aside Type
- Contracts By Pricing Type
- Contracts By Extent of Competition

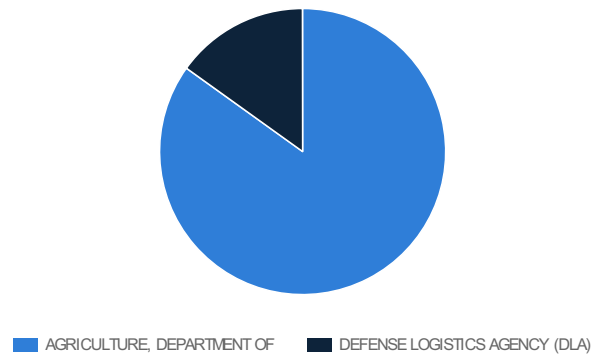
ORGANIZATION DETAILS

DUNS:	033145939
Parent DUNS:	NONE
Fedmine ID:	F311279010
Known As:	GO FRESH TULSA FRUIT
Address:	1691 N 161ST E AVE TULSA OK 74116-4824 USA
County Code:	143
Cong. District:	01
Metro Area Code:	8560
Corporate URL:	http://www.gofreshusa.com
Organization Type:	CORPORATE ENTITY (NOT TAX EXEMPT) 2L
Incorporation:	OK
Legal Structure:	LLC
Business Type:	2X - For-Profit Organization XS - S Corporation
Employees: *	49
Annual Revenue: *	\$12,000,000
Credit Card:	N
Cage Code:	1JNS5

COMPARATIVE 7 - YEAR FEDERAL PRIME CONTRACTS VIEW



Top Federal Agencies (2014-2020)



SAM Registration:	2002-01-14
SAM Renewal:	2021-01-22
Year Established:	1941-1-19
Fiscal Yr End:	6/30
Company Security:	NONE
Employee Security:	NONE
Current Principals:	Gabe Johnson,Vice President Colby Johnson,President

* Self reported by company to government, cannot be guaranteed for accuracy

Source: System for Award Management (SAM)
Source: FEDMINE analysis of Federal Procurement Data system - Next Generation Data (FPDS-NG)

Contact Information

Government Contact:

Name:	CHRIS HAGINS
Email:	chris.hagins@gofreshusa.com
Phone:	(918) 583-1151

Source: System for Award Management (SAM)
Source: DSBS.GOV Data

CERTIFICATION DETAILS

SBA Servicing Office:

OKLAHOMA DISTRICT OFFICE (SBA office code 0680)

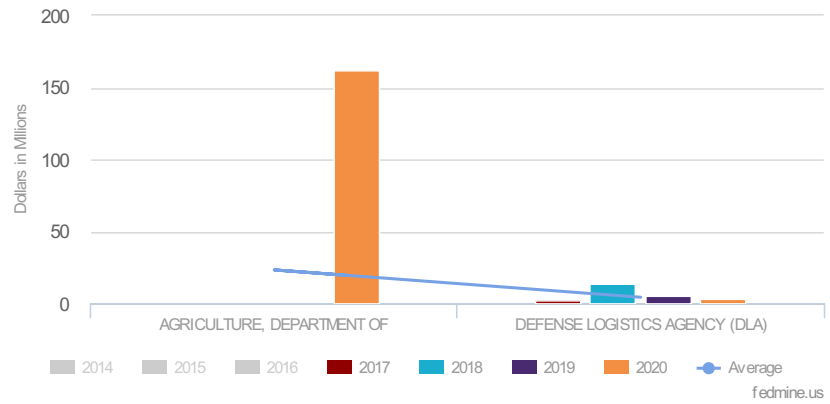
Business Type Percentages:

(none given)

Bonding Levels:

Construction:	\$0 (per contract)
Construction:	\$0 (aggregate)
Service:	\$0 (per contract)

Federal Contract Actions by Agency



AGENCY (Contracting)	2020	2019	2018	2017	2016	2015	2014
97AS - DEFENSE LOGISTICS AGENCY (DLA)	\$3.45M	\$5.63M	\$14.03M	\$2.08M	\$1.47M	\$1.46M	\$639.43K
+ 1200 - AGRICULTURE, DEPARTMENT OF	\$161.77M	0	0	0	0	0	0
GRAND TOTAL:	\$165.22M	\$5.63M	\$14.03M	\$2.08M	\$1.47M	\$1.46M	\$639.43K

AGENCY (Funding)	2020	2019	2018	2017	2016	2015	2014
97AS - DEFENSE LOGISTICS AGENCY (DLA)	\$3.45M	\$5.63M	\$14.03M	\$2.08M	\$1.47M	\$1.46M	\$639.43K
+ 1200 - AGRICULTURE, DEPARTMENT OF	\$161.77M	0	0	0	0	0	0
GRAND TOTAL:	\$165.22M	\$5.63M	\$14.03M	\$2.08M	\$1.47M	\$1.46M	\$639.43K

Source: FEDMINE analysis of Federal Procurement Data system - Next Generation Data (FPDS-NG)

NORTH AMERICAN INDUSTRY CLASSIFICATION SYSTEM (NAICS)

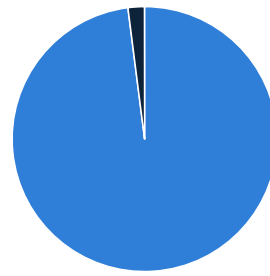
424480 - FRESH FRUIT AND VEGETABLE MERCHANT WHOLESALERS

MyFedconnect™ Potential NAICS MarketView

CONTRACT AWARDS BY EXTENT OF COMPETITION

Service:	\$0 (aggregate)
Quality Standards:	
Quality Assurance:	(none given)
EDI:	N
Export Details:	
Activities:	(none given)
Exporting to:	(none given)
Relationships:	(none given)
Objective(s):	
Non-Government Certifications:	
(none given)	
Special Equipment	
Source: DSBS.GOV Data	

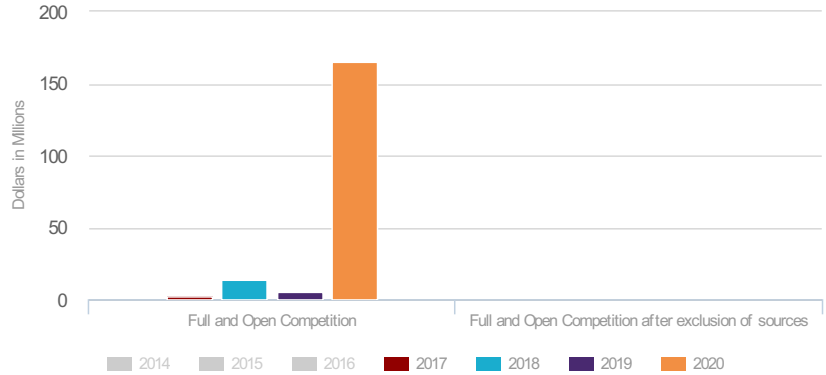
Top Extent Competition 2014-2020



■ Full and Open Competition ■ Full and Open Competition after exclusion of sources

fedmine.us

Federal Contract Actions by Extent





fedmine.us


EXTENT COMPETED	2020	2019	2018	2017	2016	2015	2014
+ A - Full and Open Competition	\$165.15M	\$5.51M	\$13.95M	\$2.08M	0.00	0.00	0.00
+ D - Full and Open Competition after exclusion of sources	\$67.71K	\$118.73K	\$78.08K	\$0.02K	\$1.47M	\$1.46M	\$639.43K
GRAND TOTAL:	\$165.22M	\$5.63M	\$14.03M	\$2.08M	\$1.47M	\$1.46M	\$639.43K

Source: FEDMINE analysis of Federal Procurement Data system - Next Generation Data (FPDS-NG)

IDV (IDIQ) Contract Vehicles

IDV CONTRACT NUMBERS	2020	2019	2018	2017	2016	2015	2014
SPE30016DP287	\$1.19M	\$1.61M	0.00	0.00	0.00	0.00	0.00
SPE30016DR287	\$828.90K	\$1.68M	\$3.76M	\$1.05M	0.00	0.00	0.00
SPE30016DS287	\$1.36M	\$2.22M	\$4.25M	\$1.03M	0.00	0.00	0.00
SPE30018DP319	\$67.71K	\$118.73K	\$78.08K	0.00	0.00	0.00	0.00
SPE30018DSA07	0.00	0.00	\$3.64M	0.00	0.00	0.00	0.00

	SPE30018DSA08	0.00	0.00	\$2.29M	0.00	0.00	0.00	0.00
	SPM30012DP142	0.00	0.00	0.00	\$0.02K	\$1.47M	\$1.46M	\$639.43K
GRAND TOTAL:		\$3.45M	\$5.63M	\$14.03M	\$2.08M	\$1.47M	\$1.46M	\$639.43K

Source:  FEDMINE analysis of Federal Procurement Data system - Next Generation Data (FPDS-NG)

Copyright © 2020 FEDMINE™