

## FEDMINE™ Prime Contractor Company Profile - ACTIONET, INC.

Last Updated: 07/29/2017 - 07:11:45 PM

- Note 1:** If a Parent company for this entity is reported, click the link on its Parent DUNS number below to see its consolidated Profile. Parent subsidiary relationships are no longer provided due to the Federal Government's agreement with D&B, and therefore, some relationships may not reflect the most current status in our system.
- Note 2:** All OBLIGATED DOLLARS PERTAIN TO PRIME CONTRACTING DOLLARS ONLY. IF PURCHASED SEPARATELY SUBCONTRACTS DATA IS INCLUDED IN ALL PROFILES.

- Contract Awards in Last 30 Days
- Contracts by Place of Performance
- Major Customer Names
- Performance History (References)
- Contracts By Contracting Off.
- FedBizOpps Awards
- GWAC Contracts
- Contracts by NAICS Codes
- Contracts by PSC Codes
- Contracts by Categories
- Contracts By Socio Economic Status
- Contracts By SetAside Type
- Contracts By Pricing Type
- Contracts By Extent of Competition

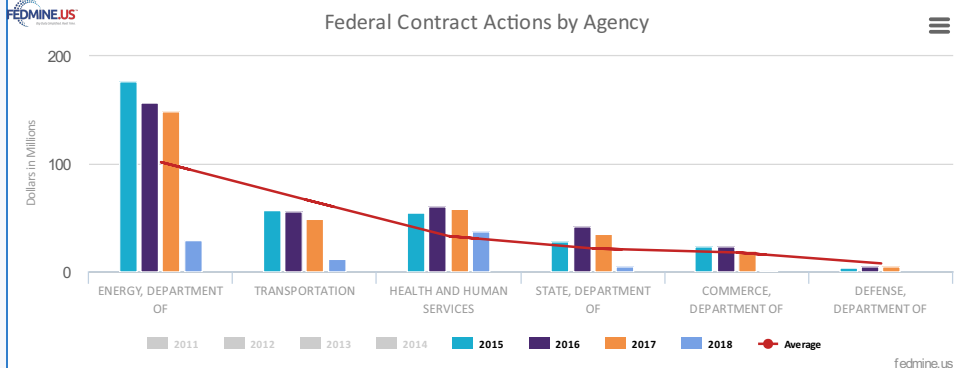
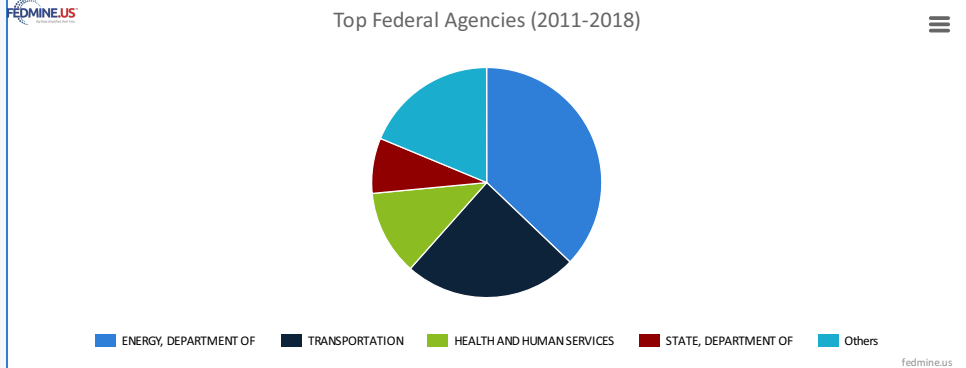
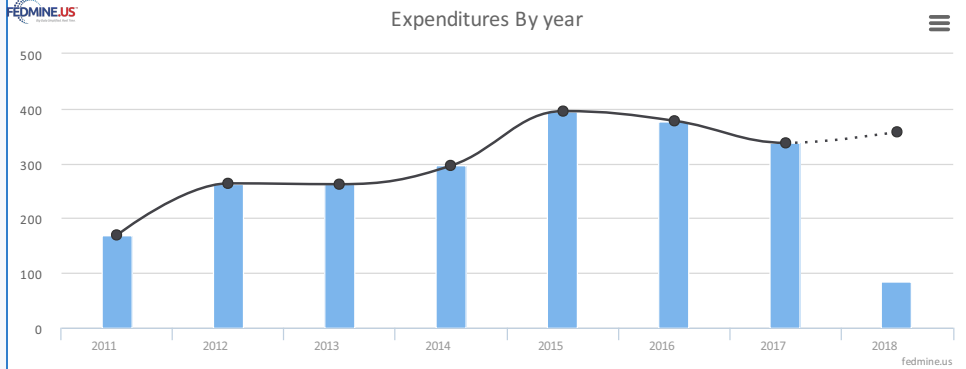
### ORGANIZATION DETAILS

DUNS:	011443269
Parent DUNS:	NONE
Fedmine ID:	F322771680
Address:	2600 PARK TOWER DR STE 1000 VIENNA VA 22180-7370 USA
County Code:	059
Cong. District:	11
Metro Area Code:	8840
Corporate URL:	<a href="http://www.actionet.com">http://www.actionet.com</a>
Organization Type:	OTHER ZZ
Incorporation:	VA
Legal Structure:	Subchapter S Corpora
Business Type:	23 - Minority-Owned business 2X - For-Profit Organization A2 - Women-Owned Business FR - Asian-Pacific American Owned H2 - Community Development Corporation XS - S Corporation
Employees: *	140
Annual Revenue: *	\$12,200,000
Credit Card:	Y
Cage Code:	1E7A5
SAM Registration:	2001-05-21
SAM Renewal:	2018-06-28
Year Established:	1998-1-19
Fiscal Yr End:	12/31
Company Security:	NONE
Employee Security:	NONE
Current Principals:	Jeffrey D. Abish, Vice President Ashley W. Chen, President

\* Self reported by company to government, cannot be guaranteed for accuracy

Source:  System for Award Management (SAM)

### COMPARATIVE 8 - YEAR FEDERAL PRIME CONTRACTS VIEW



AGENCY	2018	2017	2016	2015	2014	2013	2012	2011
+ 1300 - COMMERCE, DEPARTMENT OF	\$979,387	\$18,588,431	\$23,742,055	\$23,029,811	\$24,052,632	\$26,740,645	\$16,131,766	\$6,534,483
+ 1500 - JUSTICE, DEPARTMENT OF	0	0	0	0	0	\$873,060	\$733,405	\$141,227
1700 - NAVY, DEPARTMENT OF	\$175,000	\$3,288,335	\$6,622,089	\$7,104,517	\$5,629,224	\$4,318,172	\$7,538,116	\$3,456,213
1900 - STATE, DEPARTMENT OF	\$4,569,352	\$34,435,736	\$41,698,027	\$27,492,812	\$20,225,424	\$5,388,914	\$21,991,566	\$13,832,568

Executive Information	
Name	Compensation
Date: 12/22/2016	Contract #: SAQMMMA13C0052
Ashley W Chen	\$ 523,399
Jeffrey D Abish	\$ 465,539
Michael Genebach	\$ 433,885
David Collignon	\$ 406,348
Ramon DeGuzman	\$ 294,161

Source: FEDMINE analysis of USASPENDING.GOV Data

Contact Information	
Government Contact:	
Name:	ASHLEY W CHEN
Email:	ACHEN@ACTIONET.COM
Phone:	(703) 204-0090
Corporate References Contact:	
Name:	MELISSA A LONGO
Email:	MLONGO@ACTIONET.COM
Phone:	(703) 204-0090
Corporate References Contact Other:	
Name:	JEFFREY D ABISH
Email:	ABISH@ACTIONET.COM
Phone:	(703) 204-0090
Corporate Contact:	
Name:	JEFFREY D. ABISH
Email:	JABISH@ACTIONET.COM
Phone:	(703) 204-0090

Source: System for Award Management (SAM)  
Source: DSBS.GOV Data

CERTIFICATION DETAILS	
Capabilities Narrative:	
ActioNet is a SEI CMMI ML 3, ISO 9001:2000, 8(a) woman-owned IT Services firm with TS clearance providing: Program/Proj. Mgmt., Enterprise Software Dev., Web/E-Gov, Sys. Integration, IT Security, Help Desk/Network Support, Training, & Process Improvement.	
SBA Servicing Office:	
WASHINGTON DISTRICT OFFICE (SBA office code 0353)	
SBA 8(a) Certification:	
Case Number:	110543
Entrance Date:	2004-03-12
Exit Date:	2013-03-12
Small Disadvantaged Business:	
Entrance Date:	2004-03-12
SDB Exit Date:	2015-06-12
Business Type Percentages:	
Service (100 %)	
Bonding Levels:	

+ 2000 - TREASURY, DEPARTMENT OF	\$612,860	\$3,102,529	\$2,245,865	\$2,720,368	\$5,191,585	\$3,497,403	\$2,292,302	\$2,126,798
2100 - ARMY	0	\$1,197,168	\$7,600,953	\$18,431,651	\$9,296,953	\$5,100,202	\$2,556,228	\$9,969,264
2800 - SOCIAL SECURITY ADMINISTRATION	0	0	0	0	0	0	0	\$253,947
+ 4700 - GENERAL SERVICES ADMINISTRATION	\$0	\$0	\$0	\$-6,083	\$-8,583	\$549,260	\$537,482	\$522,251
5000 - Securities and Exchange Commission	0	\$704,348	\$1,088,367	\$1,067,017	\$1,046,146	\$972,051	\$632,218	\$1,032,968
+ 6900 - TRANSPORTATION	\$11,464,640	\$48,642,637	\$55,269,547	\$57,309,439	\$75,083,228	\$92,581,899	\$89,508,896	\$104,327,797
+ 7500 - HEALTH AND HUMAN SERVICES	\$37,640,708	\$58,496,174	\$60,774,169	\$54,775,870	\$29,778,790	\$9,551,078	\$7,209,630	\$3,170,179
8600 - HOUSING AND URBAN DEVELOPMENT	\$849,062	\$154,557	\$2,279,095	\$1,595,583	\$413,498	\$646,253	\$1,017,449	\$614,765
8900 - ENERGY, DEPARTMENT OF	\$28,727,014	\$148,942,529	\$157,116,136	\$176,671,658	\$111,144,730	\$97,458,208	\$91,841,844	\$50,000
9100 - EDUCATION, DEPARTMENT OF	0	\$-484,594	\$-135,841	\$-486,946	\$-18,187	\$1,821,637	\$6,476,348	\$5,337,063
+ 9700 - DEFENSE, DEPARTMENT OF	\$500	\$4,630,755	\$5,160,820	\$3,540,526	\$2,327,536	\$9,836,393	\$15,193,372	\$18,011,902
5700 - AIR FORCE	\$0	\$12,099,872	\$10,604,895	\$14,294,143	\$8,854,145	\$2,666,052	\$-118,018	0
+ 1600 - LABOR, DEPARTMENT OF	0	\$278,954	\$50,000	\$320,179	0	0	0	0
+ 7000 - HOMELAND SECURITY	\$-1,653	\$0	\$322,714	\$0	\$322,714	0	0	0
9543 - Millennium Challenge Corporation	\$316,106	\$3,343,959	\$3,281,259	\$7,553,355	\$2,910,275	0	0	0
3100 - Nuclear Regulatory Commission	\$0	\$0	0	0	0	0	0	0
GRAND TOTAL:	\$85,332,977	\$337,421,388	\$377,720,148	\$395,413,899	\$296,250,108	\$262,001,226	\$263,542,604	\$169,381,425

Source: FEDMINE analysis of Federal Procurement Data system - Next Generation Data (FPDS-NG)

### GSA CONTRACT ACTIONS Contracts 5

AGENCY	2018	2017	2016	2015	2014	2013	2012	2011
+ 1300 - COMMERCE, DEPARTMENT OF	\$-4,441	\$7,787,912	\$12,230,808	\$-270,385	\$202,543	\$212,929	\$1,079,296	\$2,609,436
+ 2000 - TREASURY, DEPARTMENT OF	\$612,860	\$2,417,613	\$1,697,019	\$1,770,510	\$2,226,138	0	0	0
+ 6900 - TRANSPORTATION	0	\$-851,281	\$1,317,522	\$994,318	\$2,159,006	\$2,239,011	\$2,058,066	\$5,426,968
+ 7500 - HEALTH AND HUMAN SERVICES	\$0	\$3,299,508	\$2,680,346	\$3,238,514	\$2,415,638	\$3,562,695	\$1,114,058	0
8900 - ENERGY, DEPARTMENT OF	\$28,727,014	\$148,942,526	\$157,116,138	\$176,671,656	\$111,144,727	\$97,458,209	\$91,841,845	\$50,000
9100 - EDUCATION, DEPARTMENT OF	0	0	0	0	0	0	\$0	\$0
+ 1400 - INTERIOR, DEPARTMENT OF	0	0	0	0	0	0	0	0
1700 - NAVY, DEPARTMENT OF	0	0	\$126,029	\$118,858	\$194,363	\$813,367	\$387,964	0
8600 - HOUSING AND URBAN DEVELOPMENT	\$849,062	\$154,557	\$2,279,095	\$1,595,583	\$857,855	\$646,253	\$1,017,449	\$614,765
1900 - STATE, DEPARTMENT OF	\$1,442,067	\$23,467,045	\$31,261,557	\$16,541,813	\$14,675,321	\$1,656,127	\$521,640	0
2100 - ARMY	0	\$1,763,990	\$7,617,306	\$8,143,037	\$6,823,120	\$2,821,139	0	0
5000 - Securities and Exchange Commission	0	\$704,348	\$1,088,366	\$1,067,017	\$1,046,146	\$1,240,805	0	0
+ 7000 - HOMELAND SECURITY	\$-1,653	\$0	\$322,714	\$0	\$322,714	0	0	0
9543 - Millennium Challenge Corporation	\$316,106	\$3,343,959	\$3,281,259	\$7,553,355	\$2,910,275	0	0	0
+ 1600 - LABOR, DEPARTMENT OF	0	0	0	\$0	0	0	0	0
3100 - Nuclear Regulatory Commission	\$0	\$0	0	0	0	0	0	0
GRAND TOTAL:	\$31,941,016	\$191,030,176	\$221,018,160	\$217,424,276	\$144,977,846	\$110,650,536	\$98,020,318	\$8,701,169

Construction:	\$0 (per contract)
Construction:	\$0 (aggregate)
Service:	\$0 (per contract)
Service:	\$0 (aggregate)
<b>Quality Standards:</b>	
Quality Assurance:	A
EDI:	N
<b>Export Details:</b>	
Activities:	(none given)
Exporting to:	(none given)
Relationships:	(none given)
Objective(s):	
<b>Non-Government Certifications:</b>	
(none given)	
<b>Special Equipment</b>	
SEI CMMI-SE/SW ML 3 External Assessment ISO 9000:2001 Certified	
Source: DSBS.GOV Data	

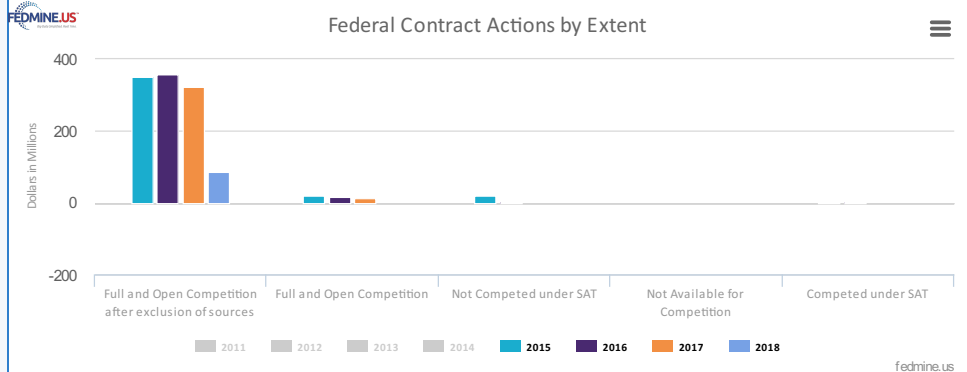
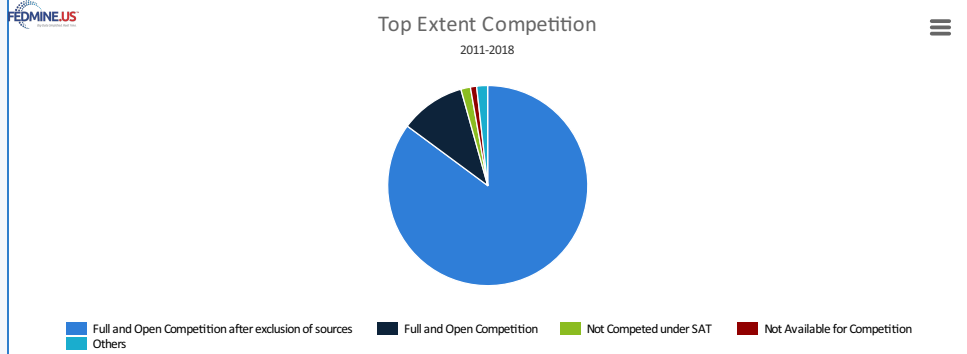
Source: FEDMINE analysis of Federal Procurement Data system - Next Generation Data (FPDS-NG)

### NORTH AMERICAN INDUSTRY CLASSIFICATION SYSTEM (NAICS)

- 334512** - AUTOMATIC ENVIRONMENTAL CONTROL MANUFACTURING FOR RESIDENTIAL, COMMERCIAL, AND APPLIANCE USE
- 335999** - ALL OTHER MISCELLANEOUS ELECTRICAL EQUIPMENT AND COMPONENT MANUFACTURING
- 511210** - SOFTWARE PUBLISHERS
- 517110** - WIRED TELECOMMUNICATIONS CARRIERS
- 517210** - WIRELESS TELECOMMUNICATIONS CARRIERS (EXCEPT SATELLITE)
- 517919** - ALL OTHER TELECOMMUNICATIONS US
- 518210** - DATA PROCESSING, HOSTING, AND RELATED SERVICES
- 541330** - ENGINEERING SERVICES
- 541511** - CUSTOM COMPUTER PROGRAMMING SERVICES
- 541512** - COMPUTER SYSTEMS DESIGN SERVICES
- 541513** - COMPUTER FACILITIES MANAGEMENT SERVICES
- 541519** - OTHER COMPUTER RELATED SERVICES
- 541611** - ADMINISTRATIVE MANAGEMENT AND GENERAL MANAGEMENT CONSULTING SERVICES
- 541690** - OTHER SCIENTIFIC AND TECHNICAL CONSULTING SERVICES
- 541712** - RESEARCH AND DEVELOPMENT IN THE PHYSICAL, ENGINEERING, AND LIFE SCIENCES (EXCEPT BIOTECHNOLOGY)
- 541990** - ALL OTHER PROFESSIONAL, SCIENTIFIC, AND TECHNICAL SERVICES
- 561210** - FACILITIES SUPPORT SERVICES
- 811212** - COMPUTER AND OFFICE MACHINE REPAIR AND MAINTENANCE


MyFedconnect™ Potential NAICS MarketView

### CONTRACT AWARDS BY EXTENT OF COMPETITION



EXTENT COMPETED	2018	2017	2016	2015	2014	2013	2012	2011
+ A - Full and Open Competition	\$484,031	\$12,414,829	\$17,670,941	\$20,329,955	\$39,487,754	\$48,017,172	\$45,506,282	\$46,151,762
+ B - Not Available for Competition	\$0	\$-39,271	\$9,751	\$96,756	\$1,102,522	\$3,913,095	\$7,640,027	\$9,323,462
+ None	\$0	\$0	\$0	\$-124,728	\$0	\$-367	\$-179,602	\$1,306,769

+	CDO - Competitive Delivery Order	\$0	\$-0	\$-44,044	\$-4,843	\$-535,653	\$-641,712	\$3,156,312	\$8,069,941
+	D - Full and Open Competition after exclusion of sources	\$85,196,137	\$324,570,244	\$357,743,453	\$350,300,386	\$247,439,540	\$202,670,827	\$198,212,139	\$95,275,249
+	F - Competed under SAT	\$0	\$406,770	\$648,245	\$3,762,018	\$6,022,972	\$5,455,628	\$3,499,061	\$389,612
+	NDO - Non-Competitive Delivery Order	\$0	\$-14,406	\$-5,672	\$-350,179	\$-164,569	\$-79,741	\$1,348,106	\$1,715,870
+	G - Not Competed under SAT	\$-347,191	\$0	\$1,149,815	\$20,574,232	\$2,446,778	\$1,576,510	\$3,329,428	\$5,060,058
+	C - Not Competed	\$0	\$99,982	\$547,661	\$830,304	\$468,667	\$860,950	\$484,912	\$1,594,459
+	E - Follow On to Competed Action	\$0	\$-16,761	\$0	\$0	\$-17,902	\$228,861	\$545,937	\$494,245
<b>GRAND TOTAL:</b>		<b>\$85,332,977</b>	<b>\$337,421,385</b>	<b>\$377,720,151</b>	<b>\$395,413,901</b>	<b>\$296,250,108</b>	<b>\$262,001,224</b>	<b>\$263,542,602</b>	<b>\$169,381,426</b>















Source:  FEDMINE analysis of Federal Procurement Data system - Next Generation Data (FPDS-NG)

### GSA SCHEDULE CONTRACTS


	GSA Numbers	Schedule Type	Contract Ending Date
<a href="#">details</a>	GS35F0570J	70	Jun 30, 2019
	GS35F0570JDTFT6004F00010		
<a href="#">details</a>	GS06F0682Z	8ASTARS2	Aug 30, 2016
<a href="#">details</a>	GS06F0594Z	ALLSB	Feb 2, 2019
<a href="#">details</a>	GS35F327DA	70	May 31, 2021
<a href="#">details</a>	GS10F0199R	874	Feb 16, 2020

 IDV (IDIQ) Contract Vehicles

### IDV CONTRACTS

	IDV CONTRACT NUMBERS	2018	2017	2016	2015	2014	2013	2012	2011
	HHSN316201200201W	\$2,829,266	\$8,326,361	\$11,348,906	\$13,179,383	\$5,018,474	\$46,104	\$0	\$0
	DOCYA132315BU0010	\$0	\$406,770	\$0	\$0	\$0	\$0	\$0	\$0
	GS06F0682Z	\$2,897,895	\$38,889,624	\$51,419,302	\$24,834,244	\$22,272,968	\$6,760,786	\$2,914,534	\$2,418,996
	HHSN316201200202W	\$38,922,556	\$64,500,256	\$65,667,234	\$63,099,112	\$28,274,440	\$1,268,000	\$0	\$0
	DOC DG133W10CQ0027	\$0	\$-628,244	\$1,823,595	\$17,649,671	\$21,144,406	\$25,259,716	\$15,052,470	\$3,263,407
	GS35F0570J	\$316,106	\$2,492,678	\$4,827,491	\$8,720,773	\$4,742,513	\$2,435,641	\$2,837,943	\$6,282,172
	DJFJFBI08326	\$0	\$0	\$0	\$0	\$0	\$715,468	\$733,405	\$141,227
	DOLOPS15A0008	\$0	\$278,954	\$50,000	\$320,179	\$0	\$0	\$0	\$0
	GS06F0594Z	\$28,727,014	\$149,647,875	\$164,771,365	\$183,869,262	\$117,962,366	\$101,454,109	\$92,267,840	\$0
	N0017807D4928	\$175,000	\$2,829,000	\$6,251,940	\$6,363,059	\$4,377,723	\$0	\$0	\$48,883
	N0017815D8060	\$0	\$0	\$0	\$2,501	\$0	\$0	\$0	\$0
	SAQMPD06D1178	\$0	\$0	\$0	\$0	\$0	\$-0	\$4,702,196	\$0
	SAQMPD07D0077	\$0	\$-14,407	\$-200,066	\$-418,187	\$-1,058,762	\$3,335,107	\$13,088,634	\$10,413,999
	SFSIAQ06A1033	\$0	\$0	\$0	\$0	\$0	\$0	\$0	\$-2,602

TEPC0905000	\$0	\$0	\$0	\$0	\$0	\$0	\$0	\$172,233	\$2,076,798
TIRNO11D00044	\$0	\$684,916	\$548,846	\$949,858	\$2,965,447	\$2,145,825	\$0	\$50,000	
W91QUZ11D0001	\$0	\$129,419	\$336,696	\$459,308	\$1,235,046	\$426,536	\$183,832	\$0	
GS35F327DA	\$0	\$0	\$0	\$0	\$0	\$0	\$0	\$0	
FA877112D1012	\$0	\$11,800,971	\$8,257,987	\$11,453,724	\$5,471,969	\$2,570,186	\$2,500	\$0	
DTOS5909D00467	\$11,819,406	\$47,779,098	\$49,302,465	\$28,843,644	\$35,890,891	\$38,267,646	\$41,716,412	\$55,876,158	
DTFAWA10A00109	\$-347,191	\$0	\$1,798,591	\$24,336,250	\$8,494,462	\$5,298,036	\$3,499,061	\$459,954	
DTFR5310C00002	\$0	\$0	\$29,504	\$531,798	\$542,426	\$929,407	\$979,897	\$808,483	
HHSM500200700009I	\$0	\$0	\$0	\$0	\$0	\$0	\$2,961,335	\$2,365,720	
HHSM500201100005I	\$0	\$3,787,570	\$4,005,602	\$3,313,450	\$3,306,012	\$2,847,922	\$0	\$0	
EDED08AG0005	\$0	\$-484,594	\$-135,841	\$-486,945	\$-18,187	\$1,821,637	\$6,476,348	\$5,337,063	
HC101910A2002	\$0	\$0	\$0	\$0	\$0	\$0	\$142,165	\$328,050	
HC102818D0004	\$500	\$0	\$0	\$0	\$0	\$0	\$0	\$0	
HC104709D0001	\$0	\$0	\$-27,041	\$-46,260	\$-479,836	\$9,790,289	\$15,051,207	\$17,683,853	
<b>GRAND TOTAL:</b>	<b>\$85,340,552</b>	<b>\$330,426,246</b>	<b>\$370,076,578</b>	<b>\$386,974,822</b>	<b>\$260,142,356</b>	<b>\$205,372,413</b>	<b>\$202,782,013</b>	<b>\$107,552,162</b>	

Source:  FEDMINE analysis of Federal Procurement Data system - Next Generation Data (FPDS-NG)

#### COMPARATIVE 9- YEAR SUB CONTRACTS REVENUE BY PRIME CONTRACTOR

Sub Contracts Received from each reported Prime Contractor	2017	2016	2015	2014	2013	2012	2011	2010	2009
967362331 - HUNTINGTON INGALLS INDUSTRIES, INC.	\$173,509	\$651,242	\$2,866,218	\$464,023	\$4,282,231	\$0	\$134,555	\$0	\$0
080011988 - CSRA Inc.	\$0	\$0	\$0	\$0	\$0	\$0	\$0	\$0	\$0
009581091 - COMPUTER SCIENCES CORPORATION	\$0	\$0	\$0	\$0	\$0	\$269,341	\$0	\$0	\$0
611641312 - SAIC, INC.	\$0	\$0	\$0	\$0	\$0	\$4,023,811	\$0	\$0	\$0
112617899 - EPS CORPORATION	\$0	\$0	\$0	\$0	\$0	\$1,421,274	\$0	\$0	\$0
048870724 - ATLANTIC COMMTECH CORPORATION	\$0	\$1,243,615	\$0	\$0	\$0	\$0	\$0	\$0	\$0
045534641 - CACI INTERNATIONAL INC	\$4,253	\$0	\$0	\$0	\$0	\$0	\$0	\$0	\$0
<b>GRAND TOTAL:</b>	<b>\$177,762</b>	<b>\$1,894,857</b>	<b>\$2,866,218</b>	<b>\$464,023</b>	<b>\$4,282,231</b>	<b>\$5,714,426</b>	<b>\$134,555</b>	<b>\$0</b>	<b>\$0</b>

#### SUB CONTRACT AWARDS BY AGENCY

AGENCY	2017	2016	2015	2014	2013	2012	2011	2010	2009
1700 - DEPT OF THE NAVY	\$173,509	\$651,242	\$2,866,218	\$464,023	\$4,282,231	\$0	\$134,555	\$0	\$0
6920 - FEDERAL AVIATION ADMINISTRATION	\$0	\$0	\$0	\$0	\$0	\$269,341	\$0	\$0	\$0
1900 - STATE, DEPARTMENT OF	\$4,253	\$0	\$0	\$0	\$0	\$4,023,811	\$0	\$0	\$0
1500 - JUSTICE, DEPARTMENT OF	\$0	\$0	\$0	\$0	\$0	\$1,421,274	\$0	\$0	\$0
5700 - DEPT OF THE AIR FORCE	\$0	\$1,243,615	\$0	\$0	\$0	\$0	\$0	\$0	\$0
<b>GRAND TOTAL:</b>	<b>\$177,762</b>	<b>\$1,894,857</b>	<b>\$2,866,218</b>	<b>\$464,023</b>	<b>\$4,282,231</b>	<b>\$5,714,426</b>	<b>\$134,555</b>	<b>\$0</b>	<b>\$0</b>

### 🏠 SUB CONTRACT AWARDS BY PLACE OF PERFORMANCE


PLACE OF PERFORMANCE	2017	2016	2015	2014	2013	2012	2011	2010	2009
HI - Hawaii	\$0	\$0	\$0	\$0	\$0	\$1,421,274	\$134,555	\$0	\$0
VA - Virginia	\$177,762	\$651,242	\$2,866,218	\$464,023	\$4,282,231	\$269,341	\$0	\$0	\$0
DC - D.C.	\$0	\$0	\$0	\$0	\$0	\$4,023,811	\$0	\$0	\$0
TX - Texas	\$0	\$1,243,615	\$0	\$0	\$0	\$0	\$0	\$0	\$0
<b>GRAND TOTAL:</b>	<b>\$177,762</b>	<b>\$1,894,857</b>	<b>\$2,866,218</b>	<b>\$464,023</b>	<b>\$4,282,231</b>	<b>\$5,714,426</b>	<b>\$134,555</b>	<b>\$0</b>	<b>\$0</b>

### 🏠 SUB CONTRACT AWARDS BY AGENCY

FUNDING OFFICE	2017	2016	2015	2014	2013	2012	2011	2010	2009
N62742 - NAVAL FAC ENGINEERING CMD PACIFIC	\$0	\$0	\$0	\$0	\$0	\$0	\$67,277	\$0	\$0
N66001 - SPACE AND NAVAL WARFARE SYSTEMS	\$0	\$493,380	\$1,099,880	\$464,023	\$4,246,358	\$0	\$67,277	\$0	\$0
00001 - DEPT OF TRANS/FEDERAL AVIATION ADMIN	\$0	\$0	\$0	\$0	\$0	\$269,341	\$0	\$0	\$0
IRM - BUREAU OF INFORMATION RESOURCES MANAGEMENT	\$0	\$0	\$0	\$0	\$0	\$2,997,543	\$0	\$0	\$0
POS01 -	\$0	\$0	\$0	\$0	\$0	\$1,421,274	\$0	\$0	\$0
OBO - BUREAU OF OVERSEAS BUILDING OPERATIONS	\$0	\$0	\$0	\$0	\$0	\$1,026,268	\$0	\$0	\$0
N00039 - SPACE AND NAVAL WARFARE SYSTEMS	\$173,509	\$157,863	\$1,766,338	\$0	\$35,873	\$0	\$0	\$0	\$0
F2MTN7 - HQ CPSG NI	\$0	\$1,243,615	\$0	\$0	\$0	\$0	\$0	\$0	\$0
19XDS0 - BUREAU OF DIPLOMATIC SECURITY	\$4,253	\$0	\$0	\$0	\$0	\$0	\$0	\$0	\$0
<b>GRAND TOTAL:</b>	<b>\$177,762</b>	<b>\$1,894,857</b>	<b>\$2,866,218</b>	<b>\$464,023</b>	<b>\$4,282,231</b>	<b>\$5,714,426</b>	<b>\$134,555</b>	<b>\$0</b>	<b>\$0</b>

### 🏠 SUB CONTRACT AWARDS BY NAICS

NAICS	2017	2016	2015	2014	2013	2012	2011	2010	2009
541330 - Engineering Services	\$173,509	\$651,242	\$2,866,218	\$464,023	\$4,282,231	\$0	\$134,555	\$0	\$0
518210 - DATA PROCESSING, HOSTING, AND RELATED SERVICES	\$0	\$0	\$0	\$0	\$0	\$269,341	\$0	\$0	\$0
541512 - COMPUTER SYSTEMS DESIGN SERVICES	\$0	\$0	\$0	\$0	\$0	\$4,023,811	\$0	\$0	\$0
517110 - Wired Telecommunications Carriers	\$0	\$1,243,615	\$0	\$0	\$0	\$1,421,274	\$0	\$0	\$0
541511 - Custom Computer Programming Services	\$4,253	\$0	\$0	\$0	\$0	\$0	\$0	\$0	\$0
<b>GRAND TOTAL:</b>	<b>\$177,762</b>	<b>\$1,894,857</b>	<b>\$2,866,218</b>	<b>\$464,023</b>	<b>\$4,282,231</b>	<b>\$5,714,426</b>	<b>\$134,555</b>	<b>\$0</b>	<b>\$0</b>

Source:  FEDMINE analysis of USASPENDING.GOV Data