

FEDMINE™ Prime Contractor Company Profile - SRI INTERNATIONAL

Last Updated: 07/23/2017 - 02:00:02 AM

- Note 1:** If a Parent company for this entity is reported, click the link on its Parent DUNS number below to see its consolidated Profile. Parent subsidiary relationships are no longer provided due to the Federal Government's agreement with D&B, and therefore, some relationships may not reflect the most current status in our system.
- Note 2:** All OBLIGATED DOLLARS PERTAIN TO PRIME CONTRACTING DOLLARS ONLY. IF PURCHASED SEPARATELY SUBCONTRACTS DATA IS INCLUDED IN ALL PROFILES.

- Sub Contracts Awarded
- View Profile by subsidiaries
- Contract Awards in Last 30 Days
- Contracts by Place of Performance
- Contracts By Contracting Off.
- FedBizOpps Awards
- GWAC Contracts
- Contracts by NAICS Codes
- Contracts by PSC Codes
- Contracts by Categories
- Contracts By Socio Economic Status
- Contracts By SetAside Type
- Contracts By Pricing Type
- Contracts By Extent of Competition

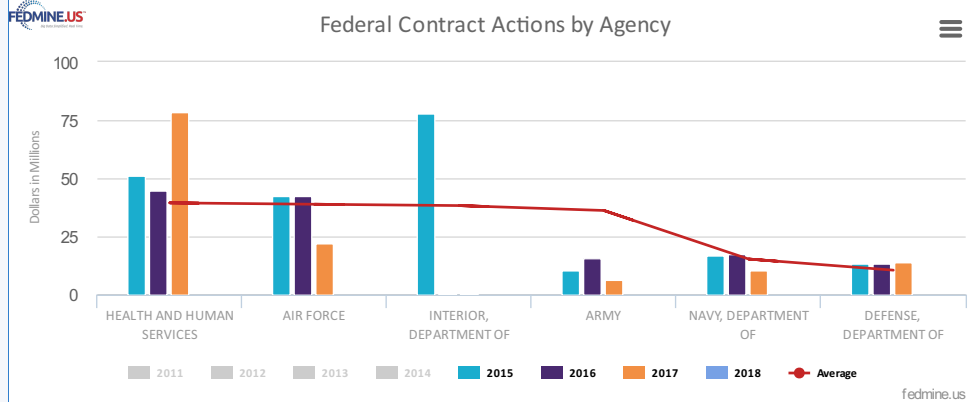
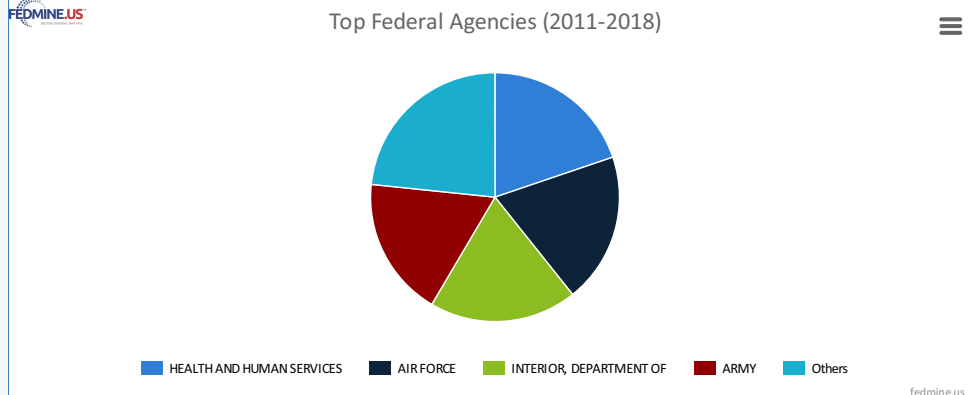
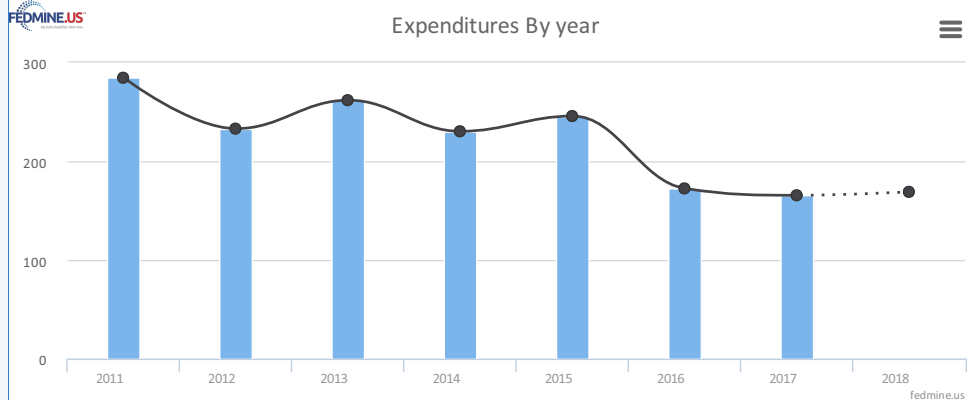
ORGANIZATION DETAILS

DUNS:	009232752
Parent DUNS:	NONE
Fedmine ID:	F330616496
Address:	333 RAVENSWOOD AVE MENLO PARK CA 94025-3453 USA
County Code:	081
Cong. District:	18
Metro Area Code:	0000
Corporate URL:	www.sri.com
Organization Type:	CORPORATE ENTITY (TAX EXEMPT) 8H
Incorporation:	CA
Legal Structure:	
Business Type:	A8 - Nonprofit Organization
Employees: *	1,958
Annual Revenue: *	\$362,906,959
Credit Card:	Y
Cage Code:	03652
SAM Registration:	2001-05-21
SAM Renewal:	2018-01-24
Year Established:	1946-1-19
Fiscal Yr End:	12/31
Company Security:	NONE
Employee Security:	NONE
Current Principals:	

* Self reported by company to government, cannot be guaranteed for accuracy

Source: System for Award Management (SAM)

COMPARATIVE 8 - YEAR FEDERAL PRIME CONTRACTS VIEW



AGENCY	2018	2017	2016	2015	2014	2013	2012	2011
1400 - INTERIOR, DEPARTMENT OF	0	\$662,912	\$533,285	\$78,006,032	\$63,007,100	\$71,947,208	\$51,790,320	\$40,092,108

Contact Information

Government Contact:

Name:	MAGGIE BAXTER-PEARSON
Email:	margaret.baxter-pearson@sri.com
Phone:	(650) 859-4424

Government Contact Other:

Name:	BOB HARRIS
Email:	robert.harris@sri.com
Phone:	(609) 734-2113

Corporate References Contact:

Name:	LARRY GANDY
Title:	SENIOR MANAGER OF PROPOSALS
Email:	lawrence.gandy@sri.com
Phone:	(609) 734-2533

Corporate Contact:

Name:	LIBBY MACRIS
Email:	elizabeth.macris@sri.com
Phone:	(650) 859-4424

SARNOFF CORPORATION -131502135

Email:	aargue@sarnoff.com
Other Contact:	CLARKE ARGUE
Phone #:	(609) 734-2496
Fax:	6097342225

Government Contact Other:

Name:	LARRY GANDY
Email:	lgandy@sarnoff.com
Phone:	(703) 310-1230

Corporate Contact:

Name:	DOT SCHROEDER
Email:	dschroeder@sarnoff.com
Phone:	(609) 734-2786

SRI INTERNATIONAL -175521103

Government Contact:

Name:	CLARKE ARGUE
Email:	arthur.argue@sri.com
Phone:	(609) 734-2496

Corporate Contact:

Name:	MADELEINE RUSSO
Email:	madeleine.russo@sri.com
Phone:	(650) 859-4756

SRI INTERNATIONAL -009232752

Phone #:	(650) 859-4424
----------	----------------

1700 - NAVY, DEPARTMENT OF	0	\$10,533,543	\$17,612,074	\$16,941,904	\$20,848,876	\$16,966,522	\$21,703,830	\$17,634,255	
1900 - STATE, DEPARTMENT OF	0	0	0	0	0	0	\$139,935	\$94,657	
2100 - ARMY	0	\$6,271,296	\$15,944,145	\$10,468,015	\$30,064,354	\$85,695,188	\$47,953,231	\$92,789,744	
3600 - VETERANS AFFAIRS	0	0	0	0	0	0	\$17,939	\$0	
+ 4700 - GENERAL SERVICES ADMINISTRATION	0	\$0	\$0	\$0	\$0	-\$11,429	\$10,432	\$228,648	
4900 - NATIONAL SCIENCE FOUNDATION	0	\$4,543,263	\$3,192,035	\$3,697,830	\$1,974,199	\$3,156,396	\$1,598,841	\$2,684,921	
5700 - AIR FORCE	0	\$22,267,504	\$42,165,521	\$42,655,199	\$54,258,899	\$38,040,888	\$48,356,807	\$62,883,353	
+ 7000 - HOMELAND SECURITY	0	\$5,418,967	\$6,297,579	\$2,050,231	\$3,886,530	\$4,012,083	\$4,712,160	\$3,947,176	
+ 7500 - HEALTH AND HUMAN SERVICES	0	\$78,421,825	\$44,592,649	\$51,396,238	\$24,115,893	\$26,911,153	\$38,949,776	\$51,023,612	
8000 - NATIONAL AERONAUTICS AND SPACE ADMINISTRATION	0	\$2,789,690	\$1,405,151	\$2,969,563	\$4,484,477	\$2,853,541	\$3,918,204	\$1,845,857	
9100 - EDUCATION, DEPARTMENT OF	0	\$4,669,255	\$2,038,752	-\$2,800	\$3,193,278	\$1,099,019	\$2,315,579	\$2,757,267	
96CE - US ARMY CORPS OF ENGINEERS - Civil programs	0	0	0	0	\$74,000	0	0	\$0	
+ 9700 - DEFENSE, DEPARTMENT OF	0	\$13,977,531	\$13,178,009	\$13,582,217	\$13,938,258	\$10,243,579	\$11,448,227	\$7,582,685	
+ 1300 - COMMERCE, DEPARTMENT OF	0	\$0	\$0	0	0	\$12,684	0	0	
+ 1500 - JUSTICE, DEPARTMENT OF	0	\$0	\$325,578	0	0	\$865,669	0	0	
97AS - DEFENSE LOGISTICS AGENCY (DLA)	0	\$14,672,876	\$23,399,450	\$22,765,357	\$9,448,472	\$32,515	\$10,618	\$1,004,477	
6800 - ENVIRONMENTAL PROTECTION AGENCY	0	0	0	0	0	0	\$0	0	
+ 6900 - TRANSPORTATION	0	\$6,500	\$376,808	\$39,231	\$992,948	0	\$89,630	0	
+ 1200 - AGRICULTURE, DEPARTMENT OF	0	0	0	-\$9,324	\$39,975	0	0	0	
+ 2000 - TREASURY, DEPARTMENT OF	0	\$1,298,452	\$1,319,960	\$1,218,961	0	0	0	0	
8900 - ENERGY, DEPARTMENT OF	0	0	\$61,080	0	0	0	0	0	
GRAND TOTAL:		\$0	\$165,533,613	\$172,442,078	\$245,778,653	\$230,327,259	\$261,825,014	\$233,015,528	\$284,568,760

Source: FEDMINE analysis of Federal Procurement Data system - Next Generation Data (FPDS-NG)

COMPARATIVE 8 - YEAR FEDERAL PRIME CONTRACTS VIEW BY DIVISION NAME

DIVISION NAME	2018	2017	2016	2015	2014	2013	2012	2011
+ SRI INTERNATIONAL	0	\$165,533,613	\$172,442,078	\$245,778,653	\$230,327,259	\$261,825,014	\$233,015,528	\$284,568,760
GRAND TOTAL:	\$0	\$165,533,613	\$172,442,078	\$245,778,653	\$230,327,259	\$261,825,014	\$233,015,528	\$284,568,760

Fax: 6508596009

Corporate References Contact Other:

Name:

Source: System for Award Management (SAM)
Source: DSBS.GOV Data

Source: FEDMINE analysis of Federal Procurement Data system - Next Generation Data (FPDS-NG)

GSA CONTRACT ACTIONS

Contracts 5

AGENCY	2018	2017	2016	2015	2014	2013	2012	2011
+ 1300 - COMMERCE, DEPARTMENT OF	0	0	0	0	0	0	0	0
+ 1400 - INTERIOR, DEPARTMENT OF	0	\$0	\$576,273	\$54,031,400	\$50,792,427	\$71,985,409	\$43,978,737	\$35,784,166
2100 - ARMY	0	0	0	0	0	\$-5,852	\$0	\$0
+ 4700 - GENERAL SERVICES ADMINISTRATION	0	0	0	0	0	\$-11,429	\$10,432	\$228,648
4900 - NATIONAL SCIENCE FOUNDATION	0	0	\$0	\$0	\$568,876	0	\$-2,721	\$164,463
6800 - ENVIRONMENTAL PROTECTION AGENCY	0	0	0	0	0	0	0	0
+ 7000 - HOMELAND SECURITY	0	0	0	0	0	0	0	0
+ 7500 - HEALTH AND HUMAN SERVICES	0	0	0	0	0	0	0	0
1700 - NAVY, DEPARTMENT OF	0	\$34,725	\$548,800	\$1,371,000	0	0	0	0
5700 - AIR FORCE	0	0	0	0	0	0	0	0
9100 - EDUCATION, DEPARTMENT OF	0	\$-22,873	\$0	0	\$2,826,873	\$708,653	\$1,390,118	\$1,255,359
3600 - VETERANS AFFAIRS	0	0	0	0	0	0	\$17,939	0
+ 1200 - AGRICULTURE, DEPARTMENT OF	0	0	0	\$-9,324	\$39,975	0	0	0
+ 6900 - TRANSPORTATION	0	0	\$-16,784	\$39,231	0	0	0	0
GRAND TOTAL:	\$0	\$11,852	\$1,108,290	\$55,432,307	\$54,228,151	\$72,676,780	\$45,394,505	\$37,432,636

Source: FEDMINE analysis of Federal Procurement Data system - Next Generation Data (FPDS-NG)

NORTH AMERICAN INDUSTRY CLASSIFICATION SYSTEM (NAICS)

- 325412 - PHARMACEUTICAL PREPARATION MANUFACTURING
- 334511 - SEARCH, DETECTION, NAVIGATION, GUIDANCE, AERONAUTICAL, AND NAUTICAL SYSTEM AND INSTRUMENT MANUFACTURING
- 423490 - OTHER PROFESSIONAL EQUIPMENT AND SUPPLIES MERCHANT WHOLESALERS
- 511210 - SOFTWARE PUBLISHERS
- 541330 - ENGINEERING SERVICES
- 541380 - TESTING LABORATORIES
- 541511 - CUSTOM COMPUTER PROGRAMMING SERVICES
- 541512 - COMPUTER SYSTEMS DESIGN SERVICES
- 541519 - OTHER COMPUTER RELATED SERVICES
- 541611 - ADMINISTRATIVE MANAGEMENT AND GENERAL MANAGEMENT CONSULTING SERVICES
- 541613 - MARKETING CONSULTING SERVICES
- 541618 - OTHER MANAGEMENT CONSULTING SERVICES
- 541620 - ENVIRONMENTAL CONSULTING SERVICES
- 541690 - OTHER SCIENTIFIC AND TECHNICAL CONSULTING SERVICES
- 541711 - RESEARCH AND DEVELOPMENT IN BIOTECHNOLOGY
- 541712 - RESEARCH AND DEVELOPMENT IN THE PHYSICAL, ENGINEERING, AND LIFE SCIENCES (EXCEPT BIOTECHNOLOGY)
- 541720 - RESEARCH AND DEVELOPMENT IN THE SOCIAL SCIENCES AND HUMANITIES

541990 - ALL OTHER PROFESSIONAL, SCIENTIFIC, AND TECHNICAL SERVICES

561210 - FACILITIES SUPPORT SERVICES

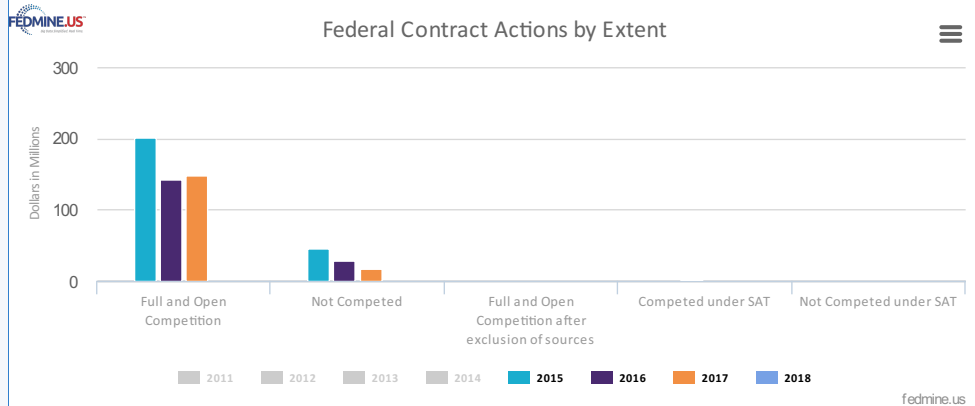
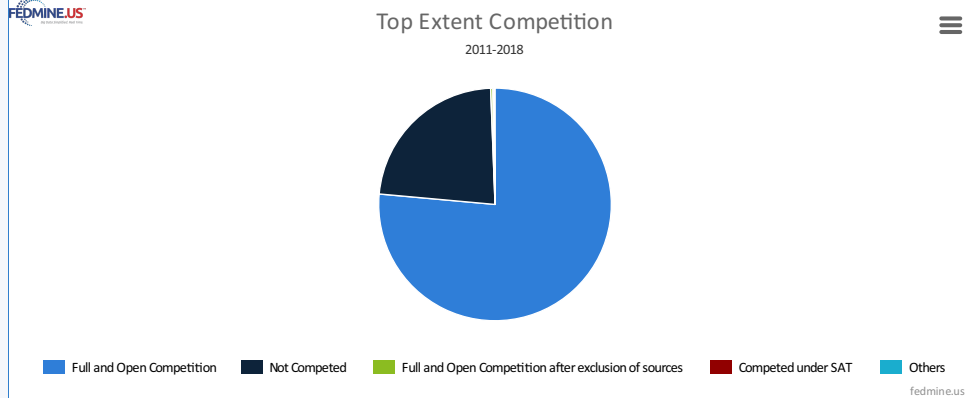
611430 - PROFESSIONAL AND MANAGEMENT DEVELOPMENT TRAINING

611710 - EDUCATIONAL SUPPORT SERVICES

811219 - OTHER ELECTRONIC AND PRECISION EQUIPMENT REPAIR AND MAINTENANCE

MyFedconnect™ Potential NAICS MarketView

CONTRACT AWARDS BY EXTENT OF COMPETITION



EXTENT COMPETED	2018	2017	2016	2015	2014	2013	2012	2011
+ A - Full and Open Competition	\$0	\$148,185,772	\$141,944,252	\$200,581,699	\$157,043,267	\$172,569,143	\$185,734,257	\$211,375,629
+ CDO - Competitive Delivery Order	\$0	\$0	\$0	\$0	\$-105,421	\$-233,131	\$-38,515	\$586,589
+ NDO - Non-Competitive Delivery Order	\$0	\$0	\$0	\$0	\$0	\$0	\$0	\$0
+ None	\$0	\$0	\$0	\$0	\$0	\$0	\$100,000	\$600,000
+ G - Not Competed under SAT	\$0	\$63,150	\$315,272	\$89,428	\$74,000	\$123,038	\$141,961	\$518,776
+ C - Not Competed	\$0	\$16,568,567	\$27,854,741	\$44,896,516	\$72,290,282	\$88,586,350	\$45,179,415	\$70,540,689
+ D - Full and Open Competition after exclusion of sources	\$0	\$695,442	\$285,742	\$254,480	\$1,048,390	\$659,130	\$1,535,053	\$416,770
+ B - Not Available for	\$0	\$0	\$0	\$-65,666	\$0	\$99,979	\$144,976	\$633,080

Competition									
+ F - Competed under SAT	\$0	\$20,682	\$2,042,072	\$22,194	\$-23,259	\$20,500	\$218,380	\$-102,771	
+ E - Follow On to Competed Action	\$0	\$0	\$0	\$0	\$0	\$0	\$0	\$0	
GRAND TOTAL:	\$0	\$165,533,613	\$172,442,079	\$245,778,652	\$230,327,259	\$261,825,010	\$233,015,527	\$284,568,762	

Source: FEDMINE analysis of Federal Procurement Data system - Next Generation Data (FPDS-NG)

GSA SCHEDULE CONTRACTS

	GSA Numbers	Schedule Type	Contract Ending Date
details	GS10F0420P	899	Jul 14, 2014
details	GS35F5537H	70	Jun 18, 2018
details	GS10F0554N	874	Aug 27, 2018
details	GS00Q14OADU434	OASIS	Sep 2, 2019
details	GS00Q14OADU335	OASIS	Sep 2, 2019
details	GS00Q14OADU136	OASIS	Sep 2, 2019

IDV (IDIQ) Contract Vehicles

IDV CONTRACTS

IDV CONTRACT NUMBERS	2018	2017	2016	2015	2014	2013	2012	2011
GS35F5537H	\$0	\$34,725	\$1,108,290	\$55,432,307	\$50,832,400	\$71,973,980	\$43,989,170	\$36,012,814
IND03PC60083	\$0	\$0	\$0	\$0	\$-80,013	\$-158,158	\$0	\$0
IND04PC60090	\$0	\$0	\$0	\$17,383	\$-22,604	\$-31,886	\$0	\$0
N0017808D5599	\$0	\$0	\$-190	\$0	\$0	\$0	\$0	\$292,312
N0017814D7933	\$0	\$943,473	\$707,622	\$0	\$2,501	\$0	\$0	\$0
N6833512G0011	\$0	\$4,201,890	\$5,499,049	\$6,028,590	\$1,434,217	\$622,050	\$1,065,282	\$0
GS10F0554N	\$0	\$-22,873	\$0	\$0	\$3,395,749	\$702,801	\$1,405,336	\$1,419,822
W9115112D0015	\$0	\$-46,864	\$0	\$0	\$-2,063	\$375,299	\$296,675	\$0
W9115115D0006	\$0	\$0	\$167,000	\$300,000	\$0	\$0	\$0	\$0
W9115U10D0003	\$0	\$0	\$0	\$-41,952	\$0	\$99,979	\$99,976	\$199,880
NSFDACS09C1350	\$0	\$0	\$0	\$55,756	\$37,174	\$238,312	\$320,327	\$1,883,430
NSFDACS12C1299	\$0	\$42,373	\$724,600	\$3,642,074	\$1,368,149	\$2,918,084	\$1,276,235	\$0
NSFDACS16C1234	\$0	\$4,500,889	\$2,467,435	\$0	\$0	\$0	\$0	\$0
FA248713D0009	\$0	\$257,822	\$10,303,802	\$5,481,689	\$20,176,468	\$6,139,605	\$0	\$0
FA255009D8008	\$0	\$0	\$0	\$0	\$0	\$0	\$0	\$274,819
FA255010D8700	\$0	\$0	\$0	\$0	\$0	\$0	\$0	\$299,926
FA830716D0009	\$0	\$0	\$2,377	\$0	\$0	\$0	\$0	\$0
	\$0	\$1,976,000	\$120,747	\$3,422,486	\$1,980,989	\$721,174	\$3,976,482	\$0

FA870712D0001	\$0	\$1,976,000	\$120,777	\$2,722,780	\$1,000,000	\$733,174	\$2,073,782	\$0
FA875007D0185	\$0	\$0	\$0	\$0	\$0	\$0	\$0	\$0
FA875009D0183	\$0	\$0	\$-92,692	\$0	\$0	\$0	\$0	\$10,397,957
FA920007D0045	\$0	\$0	\$-152,961	\$0	\$-1,472	\$4,999,966	\$15,299,615	\$15,982,530
HHSO100201100009I	\$0	\$0	\$0	\$3,389,775	\$1,046,697	\$0	\$0	\$0
266995379	\$0	\$0	\$0	\$0	\$0	\$0	\$0	\$3,691
HHSN261201200014I	\$0	\$0	\$-497	\$0	\$642,541	\$0	\$4,144	\$0
HHSN261201200026I	\$0	\$15,112	\$17,613	\$0	\$740,476	\$0	\$3,538	\$0
HHSN261201500021I	\$0	\$0	\$0	\$3,260	\$0	\$0	\$0	\$0
HHSN261201500041I	\$0	\$0	\$712,240	\$513,187	\$0	\$0	\$0	\$0
HHSN261201600017I	\$0	\$0	\$1,500	\$0	\$0	\$0	\$0	\$0
HHSN261201600020I	\$0	\$0	\$2,723	\$0	\$0	\$0	\$0	\$0
HHSN261201700014I	\$0	\$895	\$0	\$0	\$0	\$0	\$0	\$0
HHSN266200400005I	\$0	\$0	\$0	\$0	\$0	\$0	\$0	\$0
HHSN271201000007I	\$0	\$0	\$0	\$-10,670	\$1,127,513	\$1,282,905	\$1,437,071	\$855,783
HHSN271201000008I	\$0	\$0	\$0	\$5,962	\$1,045,152	\$1,245,420	\$1,177,793	\$1,034,072
HHSN271201100004I	\$0	\$-116,397	\$3,335,893	\$2,134,480	\$118,297	\$2,572,134	\$909,705	\$155,434
HHSN271201400006I	\$0	\$237,458	\$1,034,906	\$942,584	\$362,015	\$0	\$0	\$0
HHSN271201600006I	\$0	\$738,693	\$95,436	\$0	\$0	\$0	\$0	\$0
HHSN272201100022I	\$0	\$19,855,768	\$8,441,101	\$10,868,947	\$11,152,885	\$13,579,866	\$19,638,068	\$10,691,789
HHSN272201400006I	\$0	\$1,683,175	\$2,482,333	\$337,803	\$2,262,525	\$0	\$0	\$0
HHSN272201500013I	\$0	\$15,322,885	\$10,751,825	\$8,949,425	\$0	\$0	\$0	\$0
HHSN272201600010I	\$0	\$27,304	\$0	\$0	\$0	\$0	\$0	\$0
HHSN275200900014I	\$0	\$-691	\$0	\$-716,288	\$-21,127	\$0	\$2,112,633	\$6,254,268
HHSN275201200008I	\$0	\$-3,556	\$0	\$0	\$1,461,383	\$3,679,522	\$4,682,983	\$0
HHSN275201500002I	\$0	\$3,992,326	\$3,395,403	\$3,999,846	\$0	\$0	\$0	\$0
ED01CO0059	\$0	\$0	\$0	\$0	\$0	\$0	\$0	\$9,041
EDCF010A0133	\$0	\$0	\$-2,640	\$-2,800	\$471,826	\$612,067	\$798,393	\$534,926
EDED04CO0040	\$0	\$0	\$0	\$0	\$-105,421	\$-221,702	\$53,774	\$957,941
EDPEP16A0005	\$0	\$0	\$2,041,392	\$0	\$0	\$0	\$0	\$0
HDTRA113D0003	\$0	\$940,043	\$128,271	\$756,439	\$540,872	\$65,927	\$0	\$0
SPE7MX15D0008	\$0	\$10,193,202	\$10,844,000	\$10,500,000	\$0	\$0	\$0	\$0
SPM7MX13D0081	\$0	\$4,469,824	\$12,554,770	\$12,247,243	\$9,415,472	\$20,635	\$0	\$0
GRAND TOTAL:	\$0	\$69,243,476	\$76,691,347	\$127,257,526	\$109,282,501	\$111,447,980	\$97,446,200	\$87,260,436

COMPARATIVE 9- YEAR SUB CONTRACTS REVENUE BY PRIME CONTRACTOR

Sub Contracts Received from each reported Prime Contractor	2017	2016	2015	2014	2013	2012	2011	2010	2009
+ 806367616 - CARLYLE PARTNERS IV, L.P.	\$0	\$0	\$0	\$0	\$0	\$446,720	\$4,172,388	\$0	\$0
+ 074689217 - UES, INC.	\$234,958	\$199,800	\$0	\$0	\$92,000	\$154,939	\$149,829	\$0	\$0
+ 004627316 - INFOSCITEX CORPORATION	\$0	\$0	\$0	\$0	\$0	\$99,000	\$56,097	\$0	\$0
+ 009256819 - THE BOEING COMPANY	\$0	\$0	\$0	\$209,713	\$0	\$505,127	\$630,000	\$0	\$0
+ 121540038 - GENERAL DYNAMICS C4 SYSTEMS, INC.	\$0	\$0	\$0	\$0	\$0	\$352,150	\$0	\$0	\$0
+ 045856622 - ANALYTICAL MECHANICS ASSOCIATES, INC.	\$0	\$0	\$0	\$0	\$0	\$1,881,646	\$0	\$0	\$0
+ 002508463 - EDUCATIONAL TESTING SERVICE	\$111,572	\$181,700	\$485,006	\$0	\$2,066,534	\$345,216	\$0	\$0	\$0
+ 611641312 - LEIDOS HOLDINGS, INC.	\$0	\$354,891	\$2,439,845	\$1,107,477	\$1,177,889	\$1,396,166	\$0	\$0	\$0
+ 969316046 - EXELIS INC.	\$0	\$0	\$0	\$0	\$0	\$1,469,240	\$0	\$0	\$0
+ 733131788 - QINETIQ GROUP PLC	\$0	\$0	\$0	\$0	\$0	\$91,563	\$0	\$0	\$0
+ 072933393 - UNIVERSITY OF SOUTHERN CALIFORNIA	\$0	\$0	\$0	\$0	\$0	\$308,130	\$0	\$0	\$0
+ 009232752 - SRI INTERNATIONAL	\$0	\$0	\$0	\$0	\$0	\$75,844	\$0	\$0	\$0
+ 004413456 - THE VANDERBILT UNIVERSITY	\$0	\$0	\$0	\$0	\$421,189	\$280,999	\$0	\$0	\$0
+ 041485301 - WASHINGTON STATE UNIVERSITY	\$0	\$2,411,998	\$2,212,128	\$1,425,119	\$2,261,209	\$0	\$0	\$0	\$0
+ 964725688 - BOOZ ALLEN HAMILTON HOLDING CORPORATION	\$0	\$0	\$0	\$0	\$4,850,000	\$0	\$0	\$0	\$0
+ 963519939 - INTELLIGENT SOFTWARE	\$0	\$0	\$49,995	\$0	\$299,591	\$0	\$0	\$0	\$0

	SOLUTIONS, INC.									
+	119162332 - ALION SCIENCE AND TECHNOLOGY CORPORATION	\$0	\$0	\$1,327,380	\$2,170,038	\$1,987,700	\$0	\$0	\$0	\$0
+	022725282 - GTCR GOLDBER RAUNER L.L.C.	\$0	\$0	\$0	\$0	\$146,014	\$0	\$0	\$0	\$0
+	001425594 - MASSACHUSETTS INSTITUTE OF TECHNOLOGY	\$0	\$0	\$0	\$0	\$834,894	\$0	\$0	\$0	\$0
+	072118748 - SYSTEMS ENGINEERING ASSOCIATES CORPORATION	\$0	\$0	\$0	\$0	\$239,853	\$0	\$0	\$0	\$0
+	785112124 - THE WHITE OAK GROUP INC	\$0	\$150,007	\$39,623	\$1,057,115	\$0	\$0	\$0	\$0	\$0
+	007901598 - BATTELLE MEMORIAL INSTITUTE	\$0	\$0	\$0	\$1,574,166	\$0	\$0	\$0	\$0	\$0
+	217304393 - BAE SYSTEMS PLC	\$0	\$96,693	\$54,799	\$63,884	\$0	\$0	\$0	\$0	\$0
+	159621697 - BOARD OF GOVERNERS STATE UNIVERSITY SYSTEM OF FLORIDA	\$3,786,919	\$4,438,068	\$0	\$2,251,150	\$0	\$0	\$0	\$0	\$0
+	045534641 - CACI INTERNATIONAL INC	\$0	\$0	\$0	\$263,555	\$0	\$0	\$0	\$0	\$0
+	946839156 - AUTOIMMUNE TECHNOLOGIES, LLC	\$0	\$0	\$0	\$2,415,195	\$0	\$0	\$0	\$0	\$0
+	072021041 - CREARE INCORPORATED	\$0	\$0	\$0	\$130,753	\$0	\$0	\$0	\$0	\$0
+	001368083 - INTERNATIONAL BUSINESS MACHINES CORPORATION	\$0	\$0	\$299,750	\$0	\$0	\$0	\$0	\$0	\$0
+	098009918 - GALOIS, INC.	\$0	\$0	\$119,946	\$0	\$0	\$0	\$0	\$0	\$0
+	069338820 - ASSURANCE TECHNOLOGY CORPORATION	\$0	\$1,689,415	\$1,199,724	\$0	\$0	\$0	\$0	\$0	\$0
+	065391526 - RECTOR & VISITORS OF THE UNIVERSITY OF VIRGINIA	\$254,142	\$0	\$418,913	\$0	\$0	\$0	\$0	\$0	\$0
+	001339159 - RAYTHEON	\$0	\$682,424	\$0	\$0	\$0	\$0	\$0	\$0	\$0

COMPANY										
+ 080086608 - CH2M FACILITY SUPPORT SERVICES, LLC	\$1,407,847	\$1,703,073	\$0	\$0	\$0	\$0	\$0	\$0	\$0	\$0
+ 001381284 - GENERAL DYNAMICS CORPORATION	\$25,225	\$38,902	\$0	\$0	\$0	\$0	\$0	\$0	\$0	\$0
+ 825470987 - EXOANALYTIC SOLUTIONS, INC.	\$0	\$40,000	\$0	\$0	\$0	\$0	\$0	\$0	\$0	\$0
+ 094373495 - SIERRA NEVADA CORPORATION	\$36,474	\$39,787	\$0	\$0	\$0	\$0	\$0	\$0	\$0	\$0
+ 004868105 - RESEARCH TRIANGLE INSTITUTE	\$0	\$440,948	\$0	\$0	\$0	\$0	\$0	\$0	\$0	\$0
+ 079779335 - RAVENSWOOD SOLUTIONS, INC.	\$0	\$4,404,866	\$0	\$0	\$0	\$0	\$0	\$0	\$0	\$0
+ 963281881 - WYLE SERVICES CORPORATION	\$0	\$43,363	\$0	\$0	\$0	\$0	\$0	\$0	\$0	\$0
+ 073133571 - REGENTS OF THE UNIVERSITY OF MICHIGAN	\$0	\$158,011	\$0	\$0	\$0	\$0	\$0	\$0	\$0	\$0
+ 063455190 - EOIR TECHNOLOGIES, INC.	\$225,845	\$0	\$0	\$0	\$0	\$0	\$0	\$0	\$0	\$0
+ 056912900 - UNIVERSITIES SPACE RESEARCH ASSOCIATION	\$321,870	\$0	\$0	\$0	\$0	\$0	\$0	\$0	\$0	\$0
GRAND TOTAL:	\$6,404,852	\$17,073,946	\$8,647,109	\$12,668,165	\$14,376,873	\$7,406,740	\$5,008,314	\$0	\$0	\$0

🔗 SUB CONTRACT AWARDS BY AGENCY

AGENCY	2017	2016	2015	2014	2013	2012	2011	2010	2009
5700 - DEPT OF THE AIR FORCE	\$489,100	\$594,691	\$523,707	\$194,637	\$1,245,889	\$1,092,627	\$4,982,064	\$0	\$0
1700 - DEPT OF THE NAVY	\$0	\$2,000,029	\$2,647,050	\$0	\$239,853	\$2,014,960	\$26,250	\$0	\$0
9763 - DEFENSE CONTRACT MANAGEMENT AGENCY (DCMA)	\$0	\$0	\$0	\$0	\$0	\$352,150	\$0	\$0	\$0
8000 - NATIONAL AERONAUTICS AND SPACE ADMINISTRATION	\$321,870	\$201,374	\$0	\$209,713	\$0	\$1,881,646	\$0	\$0	\$0
9100 - EDUCATION, DEPARTMENT OF	\$111,572	\$622,648	\$485,006	\$0	\$2,066,534	\$345,216	\$0	\$0	\$0
2100 - DEPT OF THE ARMY	\$4,074,463	\$7,078,762	\$4,691,596	\$7,219,170	\$5,955,423	\$1,298,467	\$0	\$0	\$0
97AE - DEFENSE ADVANCED RESEARCH PROJECTS AGENCY (DARPA)	\$0	\$371,810	\$0	\$459,412	\$1,876,566	\$408,974	\$0	\$0	\$0
9700 - DEPT OF DEFENSE	\$0	\$0	\$0	\$2,170,038	\$2,011,700	\$12,700	\$0	\$0	\$0
97Z5 - U.S. SPECIAL OPERATIONS COMMAND (USSOCOM)	\$0	\$0	\$0	\$0	\$146,014	\$0	\$0	\$0	\$0
3600 - VETERANS AFFAIRS, DEPARTMENT OF	\$0	\$0	\$0	\$0	\$834,894	\$0	\$0	\$0	\$0

7529 - NATIONAL INSTITUTES OF HEALTH	\$0	\$0	\$0	\$2,415,195	\$0	\$0	\$0	\$0	\$0
4732 - FEDERAL ACQUISITION SERVICE	\$0	\$0	\$299,750	\$0	\$0	\$0	\$0	\$0	\$0
4900 - NATIONAL SCIENCE FOUNDATION	\$1,407,847	\$1,703,073	\$0	\$0	\$0	\$0	\$0	\$0	\$0
97AS - DEFENSE LOGISTICS AGENCY	\$0	\$96,693	\$0	\$0	\$0	\$0	\$0	\$0	\$0
1406 - OFFICE OF POLICY, MANAGEMENT, AND BUDGET	\$0	\$4,404,866	\$0	\$0	\$0	\$0	\$0	\$0	\$0
GRAND TOTAL:	\$6,404,852	\$17,073,946	\$8,647,109	\$12,668,165	\$14,376,873	\$7,406,740	\$5,008,314	\$0	\$0

📄 SUB CONTRACT AWARDS BY PLACE OF PERFORMANCE

PLACE OF PERFORMANCE	2017	2016	2015	2014	2013	2012	2011	2010	2009
NJ - New Jersey	\$321,870	\$2,000,029	\$0	\$1,374,166	\$4,996,014	\$1,294,851	\$4,172,388	\$0	\$0
CA - California	\$6,046,508	\$14,990,767	\$7,097,640	\$11,030,444	\$8,365,849	\$6,014,190	\$835,926	\$0	\$0
MI - Michigan	\$0	\$0	\$0	\$0	\$525,497	\$97,699	\$0	\$0	\$0
OH - Ohio	\$0	\$0	\$49,995	\$0	\$249,660	\$0	\$0	\$0	\$0
RI - Rhode Island	\$0	\$0	\$0	\$0	\$239,853	\$0	\$0	\$0	\$0
VA - Virginia	\$0	\$0	\$299,750	\$263,555	\$0	\$0	\$0	\$0	\$0
FL - Florida	\$0	\$0	\$1,199,724	\$0	\$0	\$0	\$0	\$0	\$0
MD - Maryland	\$36,474	\$39,787	\$0	\$0	\$0	\$0	\$0	\$0	\$0
TX - Texas	\$0	\$43,363	\$0	\$0	\$0	\$0	\$0	\$0	\$0
GRAND TOTAL:	\$6,404,852	\$17,073,946	\$8,647,109	\$12,668,165	\$14,376,873	\$7,406,740	\$5,008,314	\$0	\$0

📄 SUB CONTRACT AWARDS BY AGENCY

FUNDING OFFICE	2017	2016	2015	2014	2013	2012	2011	2010	2009
F67100 - ACCTG DISB STA NR 667100	\$0	\$0	\$0	\$0	\$0	\$0	\$4,172,388	\$0	\$0
F4FBFP - AFRL RXP	\$234,958	\$199,800	\$0	\$0	\$92,000	\$154,939	\$149,829	\$0	\$0
FA8650 - FA8650 DET 1 AFRL PK	\$0	\$0	\$0	\$0	\$0	\$432,561	\$29,847	\$0	\$0
FA8814 - FA8814 HQ SMC XR PKR	\$0	\$0	\$0	\$0	\$0	\$505,127	\$630,000	\$0	\$0
N00014 - OFFICE OF NAVAL RESEARCH	\$0	\$0	\$119,946	\$0	\$0	\$99,000	\$26,250	\$0	\$0
W15P7T - W6QK ACC-APG	\$0	\$0	\$0	\$0	\$0	\$352,150	\$0	\$0	\$0
80LARC - NASA LANGLEY RESEARCH CENTER	\$0	\$0	\$0	\$0	\$0	\$244,956	\$0	\$0	\$0
ER - IES - INSTITUTE OF EDUCATION SCIENCES	\$0	\$440,948	\$485,006	\$0	\$2,031,534	\$345,216	\$0	\$0	\$0
W91M7P - W6DQ PEO AVN HUNTSVILLE	\$36,474	\$39,787	\$2,439,845	\$0	\$0	\$379,863	\$0	\$0	\$0
LARC0 - LANGLEY RESEARCH CENTER	\$0	\$158,011	\$0	\$209,713	\$0	\$1,636,689	\$0	\$0	\$0
N00030 - STRATEGIC SYSTEMS PROGRAMS	\$0	\$0	\$0	\$0	\$0	\$1,469,240	\$0	\$0	\$0
W26AAN - W4G8 DIR NIGHT VISION	\$225,845	\$0	\$0	\$904,930	\$0	\$918,604	\$0	\$0	\$0
HR0011 - DEF ADVANCED RESEARCH PROJECTS AGCY	\$254,142	\$1,577,809	\$418,913	\$1,425,119	\$1,876,566	\$408,974	\$0	\$0	\$0
N61331 - NSWC PANAMA CITY	\$0	\$0	\$0	\$0	\$0	\$446,720	\$0	\$0	\$0

HM0182 - ATTN: FM, MS N74-FME	\$0	\$0	\$0	\$0	\$0	\$12,700	\$0	\$0	\$0
910039 - INSTITUTE OF EDUCATION SCIENCES	\$111,572	\$181,700	\$0	\$0	\$35,000	\$0	\$0	\$0	\$0
F4FBJ - AFRL RYM	\$0	\$214,891	\$0	\$0	\$1,066,389	\$0	\$0	\$0	\$0
W36QYT - W262 PROP BK ACCT DURHAM	\$0	\$1,205,999	\$2,212,128	\$0	\$855,763	\$0	\$0	\$0	\$0
W15GK8 - W4GV USA HQ COMM ELECT CMD	\$0	\$150,007	\$39,623	\$219,740	\$4,600,000	\$0	\$0	\$0	\$0
HQ0685 - DFAS IN VP DAI DARPA	\$0	\$0	\$0	\$0	\$24,000	\$0	\$0	\$0	\$0
HQ0061 - OUSD PERSONNEL AND READINESS	\$0	\$0	\$1,327,380	\$0	\$1,185,665	\$0	\$0	\$0	\$0
W81DJP - W4GV USA HQ COMM ELECT CMD	\$0	\$0	\$0	\$0	\$250,000	\$0	\$0	\$0	\$0
H92222 - USSOCOM REGIONAL CONTRACTING OFFICE	\$0	\$0	\$0	\$0	\$146,014	\$0	\$0	\$0	\$0
0010B - TECHNOLOGY ACQUISITION CENTER - NJ	\$0	\$0	\$299,750	\$0	\$834,894	\$0	\$0	\$0	\$0
HJ4701 - DEFENSE TECHNICAL INFO CENTER	\$0	\$0	\$0	\$0	\$802,035	\$0	\$0	\$0	\$0
F4FBG - AFRL RYA	\$0	\$0	\$49,995	\$0	\$87,500	\$0	\$0	\$0	\$0
W904X5 - W6J7 USA ELE IT IMPRO EDD ORG	\$0	\$0	\$0	\$0	\$249,660	\$0	\$0	\$0	\$0
N66604 - NUWC NEWPORT	\$0	\$0	\$0	\$0	\$239,853	\$0	\$0	\$0	\$0
W907LH - W6DP PEO IEWS ABERDEEN	\$0	\$0	\$0	\$1,107,477	\$0	\$0	\$0	\$0	\$0
W90F5X - W262 LAB ARMY RSCH	\$3,786,919	\$4,438,068	\$0	\$2,938,233	\$0	\$0	\$0	\$0	\$0
F4FDBV - ASC LU	\$0	\$0	\$0	\$63,884	\$0	\$0	\$0	\$0	\$0
HQ0661 - DISA CONUS INFO SEC FIELD OFFICE	\$0	\$0	\$0	\$2,170,038	\$0	\$0	\$0	\$0	\$0
W81UHN - W6PP PMPEO PBUSE EQP NVRSTA	\$0	\$0	\$0	\$196,000	\$0	\$0	\$0	\$0	\$0
00272 - NIH, NIAID DEA OA OFC ACQUISITIONS	\$0	\$0	\$0	\$2,415,195	\$0	\$0	\$0	\$0	\$0
F2KBAA - AFRL RVF	\$0	\$0	\$0	\$130,753	\$0	\$0	\$0	\$0	\$0
W91ATL - W4GH TANK-AUTOMOTIVE RDEC	\$0	\$0	\$0	\$200,000	\$0	\$0	\$0	\$0	\$0
W91BFP - W049 RESEARCH SUPPORT GROUP	\$0	\$0	\$0	\$687,083	\$0	\$0	\$0	\$0	\$0
N00173 - NAVAL RESEARCH LABORATORY	\$0	\$1,689,415	\$1,199,724	\$0	\$0	\$0	\$0	\$0	\$0
F3QCCQ - WR ALC LBI	\$0	\$0	\$54,799	\$0	\$0	\$0	\$0	\$0	\$0
N00024 - NAVSEA HQ	\$0	\$310,614	\$0	\$0	\$0	\$0	\$0	\$0	\$0
490609 - DIVISION OF POLAR PROGRAMS	\$1,407,847	\$1,703,073	\$0	\$0	\$0	\$0	\$0	\$0	\$0
M95450 - COMMANDER	\$25,225	\$38,902	\$0	\$0	\$0	\$0	\$0	\$0	\$0
HDTRA1 - DEFENSE THREAT REDUCTION AGENCY	\$0	\$140,000	\$0	\$0	\$0	\$0	\$0	\$0	\$0
F4HBED - AFRL RIED	\$0	\$40,000	\$0	\$0	\$0	\$0	\$0	\$0	\$0
F4FDCT - ASC GRB J	\$0	\$96,693	\$0	\$0	\$0	\$0	\$0	\$0	\$0

AC1365 - XU NATIONAL GUARD READINESS CENTER	\$0	\$4,404,866	\$0	\$0	\$0	\$0	\$0	\$0	\$0
JSC00 - JOHNSON SPACE CENTER	\$0	\$43,363	\$0	\$0	\$0	\$0	\$0	\$0	\$0
80ARCO - NASA AMES RESEARCH CENTER	\$321,870	\$0	\$0	\$0	\$0	\$0	\$0	\$0	\$0
GRAND TOTAL:	\$6,404,852	\$17,073,946	\$8,647,109	\$12,668,165	\$14,376,873	\$7,406,740	\$5,008,314	\$0	\$0

🔗 SUB CONTRACT AWARDS BY NAICS

NAICS	2017	2016	2015	2014	2013	2012	2011	2010	2009
541512 - COMPUTER SYSTEMS DESIGN SERVICES	\$0	\$0	\$0	\$0	\$0	\$0	\$4,172,388	\$0	\$0
541712 - Research and Development in the Physical, Engineering, and Life Sciences (except Biotechnology)	\$4,823,734	\$9,857,363	\$3,990,334	\$6,648,016	\$4,098,301	\$3,341,970	\$205,926	\$0	\$0
541330 - Engineering Services	\$0	\$0	\$3,767,225	\$2,433,593	\$6,035,665	\$3,719,554	\$630,000	\$0	\$0
541720 - Research and Development in the Social Sciences and Humanities	\$111,572	\$622,648	\$485,006	\$0	\$2,066,534	\$345,216	\$0	\$0	\$0
541710 -	\$0	\$0	\$49,995	\$0	\$299,591	\$0	\$0	\$0	\$0
541519 - Other Computer Related Services	\$0	\$4,404,866	\$0	\$0	\$834,894	\$0	\$0	\$0	\$0
611430 - PROFESSIONAL AND MANAGEMENT DEVELOPMENT TRAINING	\$0	\$0	\$0	\$0	\$802,035	\$0	\$0	\$0	\$0
334511 - Search, Detection, Navigation, Guidance, Aeronautical, and Nautical System and Instrument Manufacturing	\$0	\$310,614	\$0	\$1,107,477	\$239,853	\$0	\$0	\$0	\$0
334419 - Other Electronic Component Manufacturing	\$0	\$96,693	\$54,799	\$63,884	\$0	\$0	\$0	\$0	\$0
541711 - RESEARCH AND DEVELOPMENT IN BIOTECHNOLOGY	\$0	\$0	\$0	\$2,415,195	\$0	\$0	\$0	\$0	\$0
541611 - Administrative Management and General Management Consulting Services	\$0	\$0	\$299,750	\$0	\$0	\$0	\$0	\$0	\$0
561210 - Facilities Support Services	\$1,407,847	\$1,703,073	\$0	\$0	\$0	\$0	\$0	\$0	\$0
333318 - Other Commercial and Service Industry Machinery Manufacturing	\$25,225	\$38,902	\$0	\$0	\$0	\$0	\$0	\$0	\$0
336413 - Other Aircraft Parts and Auxiliary Equipment Manufacturing	\$36,474	\$39,787	\$0	\$0	\$0	\$0	\$0	\$0	\$0
GRAND TOTAL:	\$6,404,852	\$17,073,946	\$8,647,109	\$12,668,165	\$14,376,873	\$7,406,740	\$5,008,314	\$0	\$0

