

FEDMINE™ Prime Contractor Company Profile - 3M COMPANY

Last Updated: 02/12/2020 - 01:41:16 PM

Note 1: If a Parent company for this entity is reported, click the link on its Parent DUNS number below to see its consolidated Profile. Parent subsidiary relationships are no longer provided due to the Federal Government's agreement with D&B, and therefore, some relationships may not reflect the most current status in our system.

Note 2: All OBLIGATED DOLLARS PERTAIN TO PRIME CONTRACTING DOLLARS ONLY. IF PURCHASED SEPARATELY SUBCONTRACTS DATA IS INCLUDED IN ALL PROFILES.

- Subcontracts Awarded
- View Profile by Subsidiary
- Contract Awards in Last 30 Days
- Contracts by Place of Performance
- Contracts by Contracting Office
- FedBizOpps Awards
- GWAC Contracts
- Contracts by NAICS Codes
- Contracts by PSC Codes
- Contracts by Categories
- Contracts by Socioeconomic Status
- Contracts by Set-Aside Type
- Contracts By Pricing Type
- Contracts By Extent of Competition

ORGANIZATION DETAILS

DUNS: 006173082
Parent DUNS: NONE
Fedmine ID: F338241356
Known As: 3M
Address: 3M CENTER SAINT PAUL MN 55144-1001 USA
County Code: 123
Cong. District: 04
Metro Area Code: 0000
Corporate URL: <http://www.3m.com>
Organization Type: CORPORATE ENTITY (NOT TAX EXEMPT)
2L
Incorporation: DE
Legal Structure:
Business Type: 2X - For-Profit Organization MF - Manufacturer of Goods
Employees: * 90,000
Annual Revenue: * \$30,100,000,000
Credit Card: Y
Cage Code: 76381
SAM Registration: 2002-01-15
SAM Renewal: 2020-10-31
Year Established: 1902-1-19
Fiscal Yr End: 12/31
Division Name: GOVERNMENT MARKETS
Company Security: NONE
Employee Security: NONE
Current Principals:

* Self reported by company to government, cannot be guaranteed for accuracy

Source: System for Award Management (SAM)
Source: FEDMINE analysis of Federal Procurement Data system - Next Generation Data (FPDS-NG)

Contact Information

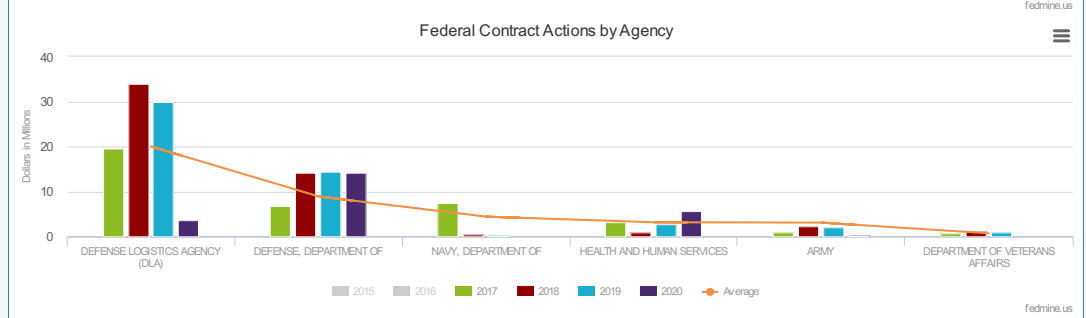
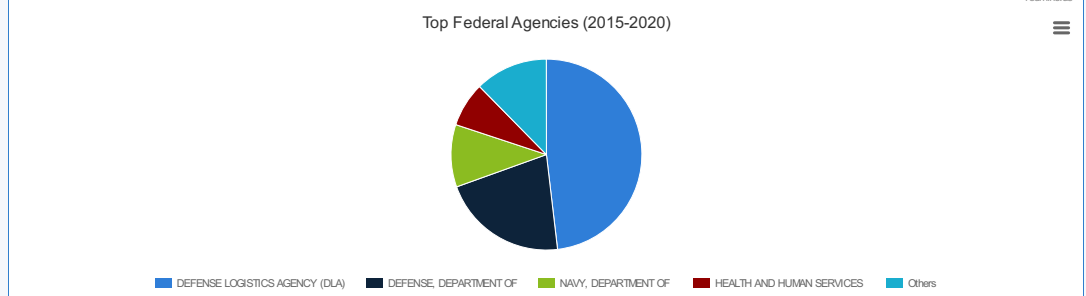
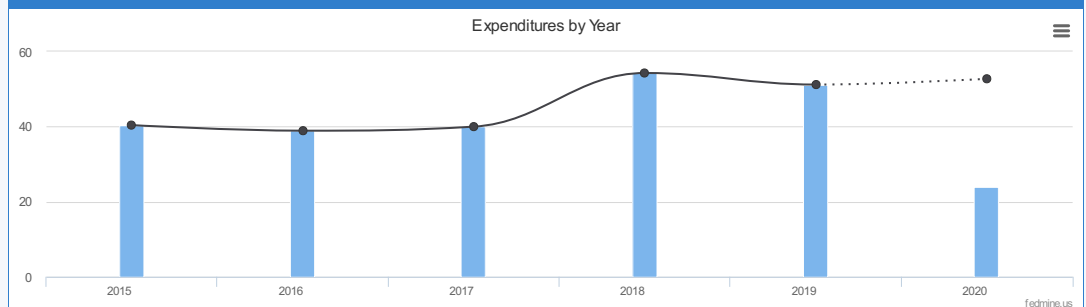
Government Contact:
Name: CHERYL LUNDEEN
Email: fsd-order@mmm.com
Phone: (866) 556-5712

Government Contact Other:
Name: GREG WELLER
Email: gweller@mmm.com
Phone: (202) 414-3013

AERO COMPANY 1 - 614101566
Email: Frank.Gavin@mmm.com
Phone #: (480) 895-7151
Fax: 8668450279

Government Contact Other:
Name: DOUG MOSES
Email: doug.moses@mmm.com

COMPARATIVE 6 - YEAR FEDERAL PRIME CONTRACTS VIEW



AGENCY (Contracting)	2020	2019	2018	2017	2016	2015
1300 - COMMERCE, DEPARTMENT OF	0	\$0	0	0	0	\$0
7000 - HOMELAND SECURITY	\$10,910	\$53,089	\$42,055	\$64,247	\$270,261	\$75,381
7500 - HEALTH AND HUMAN SERVICES	\$5,527,413	\$2,715,217	\$865,807	\$3,103,552	\$3,343,816	\$3,259,656
1600 - LABOR, DEPARTMENT OF	0	\$5,843	\$6,127	\$411,781	\$668,003	\$1,248,206
1200 - AGRICULTURE, DEPARTMENT OF	\$303,174	\$308,203	\$499,016	\$17,724	\$5,093	\$126,490
1500 - JUSTICE, DEPARTMENT OF	\$109,706	\$498,866	\$286,743	\$364,968	\$219,614	\$240,249
1700 - NAVY, DEPARTMENT OF	\$3,588	\$276,961	\$533,498	\$7,461,112	\$7,273,831	\$10,725,635
1900 - STATE, DEPARTMENT OF	\$32,928	\$13,200	\$13,440	\$46,121	\$32,531	\$-113,473
2100 - ARMY	\$200,144	\$2,031,551	\$2,238,124	\$966,276	\$5,843,353	\$7,028,700
2900 - Federal Trade Commission	0	\$14,885	\$13,910	\$13,995	\$13,590	\$13,695
3600 - DEPARTMENT OF VETERANS AFFAIRS	\$40,633	\$882,504	\$1,080,818	\$763,170	\$536,960	\$761,238
4700 - GENERAL SERVICES ADMINISTRATION	\$5,518	\$24,838	\$23,759	\$17,272	\$27,542	\$64,205
5700 - AIR FORCE	0	\$148,294	\$543,794	\$452,143	\$410,277	\$485,425
8000 - NATIONAL AERONAUTICS AND SPACE ADMINISTRATION	\$151,250	0	\$-10	\$37,940	\$18,112	\$8,403
8900 - ENERGY, DEPARTMENT OF	0	0	0	0	\$7,561	\$7,558
9700 - DEFENSE, DEPARTMENT OF	\$14,119,022	\$14,420,925	\$14,156,005	\$6,654,500	\$829,758	\$3,003,278
97AS - DEFENSE LOGISTICS AGENCY (DLA)	\$3,532,553	\$29,806,240	\$33,985,389	\$19,602,027	\$19,412,321	\$13,465,062
6900 - TRANSPORTATION	0	0	\$-8,519	\$8,519	0	0
96CE - US ARMY CORPS OF ENGINEERS - Civil programs	0	0	0	\$10,948	0	0
1400 - INTERIOR, DEPARTMENT OF	\$0	0	0	0	0	0

Phone:	(317) 692-6695
Corporate References Contact:	
Phone:	(480) 895-7151
Corporate Contact:	
Name:	GUYLAINE ZMETRA
Email:	guylaine.zmetra@MMM.com
Phone:	(508) 764-5500
Other:	
Name:	GUYLAINE ZMETRA
Email:	guylaine.zmetra@MMM.com
Phone:	(508) 764-5550
AEARO TECHNOLOGIES LLC -615239571	
Government Contact:	
Name:	LEANN DEATON
Email:	leann.deaton@mmm.com
Phone:	(317) 982-3248
Government Contact Other:	
Name:	KELLY KEELER RAMACIER
Email:	kkramacier@mmm.com
Phone:	(651) 733-4062
Other:	
Name:	CASSANDRA ROBINSON
Email:	cassandra.robinson@mmm.com
Phone:	(317) 982-3273
AEARO COMPANY -160201802	
Fax:	4808839426
Government Contact Other:	
Name:	AEARO COMPANY
Email:	timothy.mcnamara@MMM.com
Phone:	(317) 861-1740
Corporate Contact:	
Name:	SYLVIE BURDETT
Email:	sylvie_burdett@aearo.com
Phone:	(508) 764-5852
3M INNOVATIVE PROPERTIES COMPANY -134143291	
Email:	jchennen@mmm.com
Phone #:	(651) 736-0584
Fax:	6517361536
Government Contact:	
Name:	STEVEN KAYS
Title:	CONTRACT MANAGER
Email:	skays@mmm.com
Phone:	(651) 737-0853
Government Contact Other:	
Name:	LAURIE CONSTANTINE
Email:	lconstantine2@mmm.com
Phone:	(763) 442-6200
Corporate Contact:	
Name:	LAURI CONSTANTINE
Title:	CONTRACT COORDINATOR
Email:	lconstantine2@mmm.com
Phone:	(763) 442-6200
HYTEC, INC -948857149	
Email:	lbiehl@hytecinc.com
Other Contact:	
Name:	LISA BIEHL
Phone #:	(505) -66-1-30
Fax:	505-662-5179
PPOC:	
Name:	TARA WALDROP
Email:	twaldrop@MMM.com
Government Contact Other:	
Name:	STEVE PHILLIPS

AGENCY (Funding)	2020	2019	2018	2017	2016	2015
GRAND TOTAL:	\$24,036,838	\$51,200,616	\$54,279,955	\$39,996,295	\$38,912,623	\$40,399,709
1300 - COMMERCE, DEPARTMENT OF	0	\$0	0	0	0	\$0
7500 - HEALTH AND HUMAN SERVICES	\$5,527,413	\$2,715,217	\$865,807	\$3,103,552	\$3,343,816	\$3,259,656
1600 - LABOR, DEPARTMENT OF	0	0	\$0	\$411,781	\$668,003	\$1,248,206
1200 - AGRICULTURE, DEPARTMENT OF	\$303,174	\$308,203	\$499,016	\$17,724	\$5,093	\$126,490
1500 - JUSTICE, DEPARTMENT OF	\$109,706	\$498,866	\$286,743	\$364,968	\$219,614	\$240,249
1700 - NAVY, DEPARTMENT OF	\$58,175	\$552,361	\$550,897	\$7,471,930	\$474,566	\$3,955,361
1900 - STATE, DEPARTMENT OF	\$32,928	\$13,200	\$13,440	\$46,121	\$32,531	\$-113,473
2100 - ARMY	\$145,557	\$1,638,621	\$1,984,361	\$966,217	\$606,011	\$1,238,070
2900 - Federal Trade Commission	0	\$14,885	\$13,910	\$13,995	\$13,590	\$13,695
3600 - DEPARTMENT OF VETERANS AFFAIRS	\$40,633	\$882,504	\$1,080,818	\$763,170	\$536,960	\$761,238
4700 - GENERAL SERVICES ADMINISTRATION	\$5,518	\$24,838	\$0	\$0	\$0	\$8,505
5700 - AIR FORCE	0	\$192,381	\$551,018	\$458,656	\$419,732	\$485,425
7000 - HOMELAND SECURITY	\$10,910	\$53,089	\$42,055	\$64,247	\$270,261	\$75,381
8000 - NATIONAL AERONAUTICS AND SPACE ADMINISTRATION	\$151,250	0	\$-10	\$37,940	\$18,112	\$8,403
8900 - ENERGY, DEPARTMENT OF	0	0	0	0	\$7,561	\$7,558
9700 - DEFENSE, DEPARTMENT OF	\$14,119,022	\$14,494,368	\$14,409,768	\$6,654,500	\$12,922,832	\$15,621,559
97AS - DEFENSE LOGISTICS AGENCY (DLA)	\$3,532,553	\$29,806,240	\$33,984,525	\$19,602,027	\$19,373,942	\$13,463,385
6900 - TRANSPORTATION	0	0	\$-8,519	\$8,519	0	0
1400 - INTERIOR, DEPARTMENT OF	\$0	0	0	0	0	0
GRAND TOTAL:	\$24,036,838	\$51,194,773	\$54,273,828	\$39,985,347	\$38,912,623	\$40,399,709

Source: FEDMINE analysis of Federal Procurement Data system - Next Generation Data (FPDS-NG)

COMPARATIVE 6 - YEAR FEDERAL PRIME CONTRACTS VIEW BY DIVISION NAME						
DIVISION NAME	2020	2019	2018	2017	2016	2015
3M COMPANY	0	0	\$0	\$0	0	\$-114,000
GOVERNMENT MARKETS	\$15,839,462	\$47,662,915	\$52,341,608	\$38,633,478	\$37,596,188	\$39,832,127
3M UNITEK CORPORATION	\$162,143	\$1,156,664	\$1,094,731	\$997,333	\$970,864	\$501,299
3M HEALTH INFORMATION SYSTEMS, INC.	\$8,031,645	\$2,093,254	\$260,400	0	\$-0	0
SEPARATIONS & PURIFICATION SCIENCES DIVISION	\$3,588	\$287,784	\$503,590	\$365,484	\$344,095	\$162,839
3M GOVERNMENT SERVICES, EUROPE & SHAPE/NATO RELATIONS	0	0	\$79,626	0	\$1,476	\$17,445
GRAND TOTAL:	\$24,036,838	\$51,200,616	\$54,279,955	\$39,996,295	\$38,912,623	\$40,399,709

Source: FEDMINE analysis of Federal Procurement Data system - Next Generation Data (FPDS-NG)

GSA CONTRACT ACTIONS						
AGENCY	2020	2019	2018	2017	2016	2015
1600 - LABOR, DEPARTMENT OF	0	0	\$0	0	\$28,493	\$187,657
7000 - HOMELAND SECURITY	\$10,910	\$53,089	\$34,245	\$0	\$0	\$32,983
7500 - HEALTH AND HUMAN SERVICES	\$136,233	\$479,982	\$278,729	\$437,707	\$828,136	\$815,950
1300 - COMMERCE, DEPARTMENT OF	0	0	0	0	0	\$0
1200 - AGRICULTURE, DEPARTMENT OF	0	0	\$14,946	\$17,724	\$5,093	\$47,605
1700 - NAVY, DEPARTMENT OF	\$0	0	\$-6,482	\$157,200	\$43,022	\$120,818
3600 - DEPARTMENT OF VETERANS AFFAIRS	0	0	\$74,423	\$45,109	\$50,412	\$54,033
5700 - AIR FORCE	0	\$34,800	\$41,555	\$175,776	\$188,537	\$129,542
9700 - DEFENSE, DEPARTMENT OF	\$6,349,214	\$6,637,641	\$6,605,889	\$6,371,094	\$528,000	\$2,695,626
2100 - ARMY	\$0	\$-26,405	0	\$57,359	\$5,467,835	\$6,386,769
4700 - GENERAL SERVICES ADMINISTRATION	\$5,518	\$19,420	0	\$6,513	\$27,542	\$12,089
96CE - US ARMY CORPS OF ENGINEERS - Civil programs	0	0	0	\$10,948	0	0
1500 - JUSTICE, DEPARTMENT OF	0	0	0	0	\$20,112	0
1900 - STATE, DEPARTMENT OF	0	0	0	0	\$6,611	0
8000 - NATIONAL AERONAUTICS AND SPACE ADMINISTRATION	0	0	0	0	\$7,993	0
8900 - ENERGY, DEPARTMENT OF	0	0	0	0	\$7,561	\$7,558
97AS - DEFENSE LOGISTICS AGENCY (DLA)	0	0	0	0	0	\$7,993

Email:	shphillips@mmm.com
Phone:	(651) 733-6829
Corporate References Contact:	
Name:	ROBERT KLINE
Email:	rcline@hytecinc.com
Phone:	(505) 661-3000
Corporate References Contact Other:	
Name:	TIM THOMPSON
Email:	tim.thompson@MMM.com
Phone:	(505) 661-3000
Other:	
Name:	STEVE PHILLIPS
Email:	shphillips@mmm.com
Phone:	(651) 733-6829
3M IMTEC CORPORATION -859179988	
Email:	shadwin@mmm.com
Other Contact:	STEPHEN HADWIN
Phone #:	(580) -22-3-44
Fax:	580-223-4561
Government Contact:	
Name:	BRETT KNAPPE
Email:	BMKNAPPE@MMM.COM
Phone:	(580) 223-4456
Government Contact Other:	
Name:	GLENN GEE
Email:	GGEE@MMM.COM
Phone:	(580) 223-4456
Other:	
Name:	RYAN JENNINGS
Email:	rjennings@mmm.com
Phone:	(580) 223-4456
3M HEALTH INFORMATION SYSTEMS, INC. -121220339	
Phone #:	(703) 824-7784
Fax:	7038247783
PPOC:	
Name:	JAN CLINE
Email:	jccline@mmm.com
Government Contact:	
Name:	SALLY HONG-LARSEN
Email:	sbhong-larsen@mmm.com
Phone:	(801) 265-4328
Government Contact Other:	
Name:	JERRY JENNINGS
Email:	jjennings@mmm.com
Phone:	(703) 824-7777
Other:	
Name:	BOB VARSHAL
Email:	rcvarshal@mmm.com
Phone:	(651) 736-4816
QUEST TECHNOLOGIES, INC. -006076632	
Phone #:	(800) 245-0779
Fax:	2625674047
Government Contact:	
Name:	LINDA L COUPER
Email:	llcouper@mmm.com
Phone:	(800) 245-0779
Government Contact Other:	
Name:	TIM L. BAILEY
Email:	tbailey@mmm.com
Phone:	(800) 245-0779
3M COMPANY -021873203	

	2020	2019	2018	2017	2016	2015	2014	2013	2012	2011	2010	2009
1400 - INTERIOR, DEPARTMENT OF	\$0	0	0	0	0	0	0	0	0	0	0	0
GRAND TOTAL:	\$6,501,876	\$7,198,527	\$7,043,305	\$7,279,429	\$7,209,348	\$10,498,622						
Source: FEDMINE analysis of Federal Procurement Data system - Next Generation Data (FPDS-NG)												
COMPARATIVE 12-YEAR SUB CONTRACTS REVENUE BY PRIME CONTRACTOR												
Sub Contracts Received from each reported Prime Contractor	2020	2019	2018	2017	2016	2015	2014	2013	2012	2011	2010	2009
+ 009256819 - THE BOEING COMPANY	\$48,000	\$1,897,506	\$71,518	\$0	\$0	\$119,428	\$0	\$49,271	\$0	\$0	\$0	\$0
+ 967362331 - HUNTINGTON INGALLS INDUSTRIES, INC.	\$249,750	\$484,638	\$58,260	\$0	\$0	\$0	\$0	\$36,834	\$0	\$0	\$0	\$0
+ 153561212 - AECOM	\$68,400	\$0	\$66,384	\$0	\$0	\$0	\$0	\$0	\$0	\$0	\$0	\$0
+ 217304393 - BAE SYSTEMS PLC	\$60,620	\$154,581	\$172,200	\$0	\$0	\$0	\$0	\$0	\$0	\$0	\$0	\$0
+ 078857127 - ADS TACTICAL, INC.	\$480,997	\$5,049,721	\$4,511,869	\$6,295,278	\$7,023,580	\$3,950,986	\$11,039,761	\$8,984,631	\$2,614,156	\$0	\$0	\$0
+ 298452707 - SERCO GROUP PLC	\$217,289	\$0	\$0	\$0	\$0	\$0	\$0	\$0	\$0	\$0	\$0	\$0
+ 834951691 - LOCKHEED MARTIN CORPORATION	\$0	\$43,165,513	\$10,788,544	\$0	\$0	\$2,142,844	\$0	\$0	\$0	\$0	\$0	\$0
+ 006907190 - FLUOR CORPORATION	\$0	\$43,563	\$0	\$0	\$0	\$0	\$0	\$0	\$0	\$0	\$0	\$0
+ 001339159 - RAYTHEON COMPANY	\$0	\$13,988,852	\$6,850,450	\$0	\$151,892	\$5,120,757	\$49,186,500	\$101,025	\$0	\$0	\$0	\$0
+ 097537435 - CARDINAL HEALTH, INC.	\$0	\$111,435	\$1,467,006	\$3,558,873	\$1,170,211	\$755,896	\$907,908	\$1,067,421	\$418,270	\$334,913	\$135,517	\$0
+ 194873139 - REGENERON PHARMACEUTICALS, INC.	\$0	\$88,446	\$0	\$0	\$0	\$0	\$0	\$0	\$0	\$0	\$0	\$0
+ 967356127 - NORTHROP GRUMMAN CORPORATION	\$0	\$168,890	\$6,294,842	\$4,756,812	\$10,296,266	\$1,542,560	\$2,059,200	\$0	\$0	\$0	\$0	\$0
+ 001316330 - AERJET ROCKETDYNE HOLDINGS, INC.	\$0	\$60,513	\$0	\$0	\$0	\$0	\$0	\$0	\$0	\$0	\$0	\$0
+ 021591623 - MBM BOSS CORP.	\$0	\$0	\$47,947	\$0	\$0	\$0	\$0	\$0	\$0	\$0	\$0	\$0
+ 001381284 - GENERAL DYNAMICS CORPORATION	\$0	\$0	\$281,248	\$51,194	\$51,811	\$62,914	\$42,854	\$53,568	\$0	\$0	\$0	\$0
+ 004203337 - HARRIS CORPORATION	\$0	\$0	\$49,950	\$0	\$0	\$0	\$0	\$0	\$28,975	\$0	\$0	\$0
+ 006419147 - BALL CORPORATION	\$0	\$0	\$0	\$32,899	\$0	\$0	\$0	\$0	\$0	\$0	\$0	\$0
+ 611641312 - SAIC, INC.	\$0	\$0	\$0	\$555,759	\$473,512	\$127,654	\$31,914	\$171,603	\$0	\$0	\$0	\$0
+ 968795604 - FLUOR IDAHO, LLC	\$0	\$0	\$0	\$25,569	\$0	\$0	\$0	\$0	\$0	\$0	\$0	\$0
+ 139691877 - HONEYWELL INTERNATIONAL INC.	\$0	\$0	\$0	\$0	\$3,913,000	\$0	\$0	\$0	\$0	\$0	\$0	\$0

Email: ipatrick@mmm.com

Other Contact: LAURIE PATRICK

Phone #: (866) 556-5712

Fax: 8884270511

Government Contact Other:

Name: RICK AUGUSTINE

Email: rjaugustine1@mmm.com

Phone: (651) 737-9608

3M UNITEK CORPORATION -008256356

Phone #: (626) 574-4320

Fax: 8003282360

Government Contact:

Name: JOAN HARP

Title: CONTRACT COORDINATOR

Email: jharp@mmm.com

Phone: (626) 574-4326

Corporate Contact:

Name: MOLLY MCCLOSKEY

Title: PRICING MANAGER

Email: mmccloskey@mmm.com

Phone: (651) 737-7041

OMNII ORAL PHARMACEUTICALS -799975909

Email: gmgunder@mmm.com

Phone #: (800) 445-3386

Fax: 8004767677

3M JAPAN HOLDINGS G.K. -690599717

Government Contact:

Name: SUKYONG CHUNG

Email: schung5@mmm.com

Phone: (651) 733-9829

Government Contact Other:

Name: HARUYUKI SUGASAWA

Email: hsugasawa@mmm.com

Phone: (651) 733-9829

3M DEUTSCHLAND GMBH -315731711

Fax: 2131143376

PPOC:

Name: PASCAL RASTOUL

Email: Dwogaatzke@mmm.com

Other:

Name: PASCAL RASTOUL

Email: prastoul@mmm.com

3M PURIFICATION INC. -151179652

Phone #: (203) 238-8979

Fax: 2032388857

PPOC:

Name: RICHARD B TOWNE

Email: rbtowne@mmm.com

3M CANADA COMPANY -255408692

Government Contact:

Name: GLENN LONG

Title: MR

Email: glong1@mmm.com

Government Contact Other:

Name: CHANTAL BIRD

Email: cbaker@mmm.com

Corporate References Contact Other:

Name: CHANTAL BIRD

Email: cbird@mmm.com

Source: System for Award Management (SAM)
Source: DSBS, GOV Data

079834910 - HEWLETT PACKARD ENTERPRISE COMPANY	\$0	\$0	\$0	\$0	\$0	\$0	\$69,354	\$0	\$0	\$0	\$0	\$0	\$0
045534641 - CACI INTERNATIONAL INC	\$0	\$0	\$0	\$0	\$0	\$0	\$377,901	\$0	\$0	\$0	\$0	\$0	\$0
964725688 - BOOZ ALLEN HAMILTON HOLDING CORPORATION	\$0	\$0	\$0	\$0	\$0	\$0	\$24,000,000	\$0	\$0	\$0	\$0	\$0	\$0
001344142 - UNITED TECHNOLOGIES CORPORATION	\$0	\$0	\$0	\$0	\$0	\$0	\$154,785	\$0	\$11,532,447	\$1,072,365	\$0	\$0	\$0
884457813 - KRATOS DEFENSE & SECURITY SOLUTIONS, INC.	\$0	\$0	\$0	\$0	\$0	\$0	\$28,318	\$0	\$0	\$0	\$0	\$0	\$0
027079776 - ATLANTIC DIVING SUPPLY, INC.	\$0	\$0	\$0	\$0	\$0	\$0	\$0	\$0	\$44,722	\$0	\$96,047	\$0	\$0
066594979 - GINER, INC.	\$0	\$0	\$0	\$0	\$0	\$0	\$0	\$0	\$0	\$30,000	\$0	\$0	\$0
009581091 - COMPUTER SCIENCES CORPORATION	\$0	\$0	\$0	\$0	\$0	\$0	\$0	\$0	\$0	\$0	\$46,223,160	\$0	\$0
116057019 - SUPPLYCORE INC.	\$0	\$0	\$0	\$0	\$0	\$0	\$0	\$0	\$0	\$0	\$2,766	\$0	\$0
GRAND TOTAL:	\$1,125,056	\$65,213,658	\$30,660,218	\$15,276,384	\$23,080,272	\$38,453,396	\$63,268,138	\$22,041,521	\$4,163,766	\$46,656,886	\$135,517	\$0	\$0

Sub Contract Awards by Agency

AGENCY	2020	2019	2018	2017	2016	2015	2014	2013	2012	2011	2010	2009
2100 - DEPT OF THE ARMY	\$48,000	\$47,741,509	\$10,788,544	\$0	\$0	\$31,453,368	\$226,998	\$216,997	\$0	\$0	\$0	\$0
1700 - DEPT OF THE NAVY	\$310,370	\$7,930,608	\$7,175,808	\$3,893,773	\$11,251,295	\$1,784,996	\$49,376,328	\$151,819	\$95,603	\$0	\$0	\$0
8000 - NATIONAL AERONAUTICS AND SPACE ADMINISTRATION	\$68,400	\$60,513	\$66,384	\$32,899	\$0	\$0	\$0	\$0	\$30,000	\$0	\$0	\$0
97AS - DEFENSE LOGISTICS AGENCY	\$698,286	\$4,303,423	\$12,405,036	\$8,419,457	\$7,256,539	\$2,933,904	\$4,030,397	\$21,307,804	\$3,962,245	\$296,497	\$9,815	\$0
8900 - ENERGY, DEPARTMENT OF	\$0	\$43,563	\$0	\$25,569	\$3,913,000	\$0	\$0	\$0	\$0	\$0	\$0	\$0
9763 - DEFENSE CONTRACT MANAGEMENT AGENCY (DCMA)	\$0	\$5,010,502	\$0	\$0	\$0	\$37,899	\$280,800	\$0	\$0	\$0	\$0	\$0
7505 - OFFICE OF ASSISTANT SECRETARY FOR PREPAREDNESS AND RESPONSE	\$0	\$88,446	\$0	\$0	\$0	\$0	\$0	\$0	\$0	\$0	\$0	\$0
5700 - DEPT OF THE AIR FORCE	\$0	\$35,094	\$71,518	\$983,680	\$0	\$119,428	\$0	\$138,883	\$0	\$0	\$0	\$0
9761 - DEFENSE THREAT REDUCTION AGENCY (DTRA)	\$0	\$0	\$152,928	\$51,194	\$51,811	\$190,568	\$74,768	\$53,568	\$0	\$0	\$0	\$0
970H - DEFENSE HEALTH AGENCY (DHA)	\$0	\$0	\$0	\$435,118	\$0	\$0	\$0	\$0	\$0	\$0	\$0	\$0
7008 - U.S. COAST GUARD	\$0	\$0	\$0	\$107,523	\$0	\$0	\$0	\$0	\$0	\$0	\$0	\$0
4732 - FEDERAL ACQUISITION SERVICE	\$0	\$0	\$0	\$1,327,171	\$607,626	\$1,933,234	\$7,500,446	\$171,603	\$73,525	\$0	\$0	\$0
97AE - DEFENSE ADVANCED RESEARCH PROJECTS AGENCY (DARPA)	\$0	\$0	\$0	\$0	\$0	\$0	\$1,778,400	\$0	\$0	\$0	\$0	\$0
1540 - FEDERAL PRISON SYSTEM	\$0	\$0	\$0	\$0	\$0	\$0	\$0	\$846	\$1,180	\$0	\$0	\$0
3600 - VETERANS AFFAIRS, DEPARTMENT OF	\$0	\$0	\$0	\$0	\$0	\$0	\$0	\$0	\$1,212	\$137,228	\$125,702	\$0
7001 - OFFICE OF PROCUREMENT OPERATIONS	\$0	\$0	\$0	\$0	\$0	\$0	\$0	\$0	\$0	\$46,223,160	\$0	\$0
GRAND TOTAL:	\$1,125,056	\$65,213,658	\$30,660,218	\$15,276,384	\$23,080,272	\$38,453,396	\$63,268,138	\$22,041,521	\$4,163,766	\$46,656,886	\$135,517	\$0

Sub Contract Awards by Place of Performance

PLACE OF PERFORMANCE	2020	2019	2018	2017	2016	2015	2014	2013	2012	2011	2010	2009

MO - Missouri	\$48,000	\$0	\$833	\$778	\$7,071	\$40,852	\$11,834	\$11,078	\$0	\$0	\$0	\$0
CT - Connecticut	\$249,750	\$66,762	\$387,455	\$0	\$0	\$0	\$0	\$0	\$0	\$0	\$0	\$0
MN - Minnesota	\$346,309	\$2,723,904	\$3,337,289	\$6,612,353	\$1,856,062	\$2,475,546	\$8,796,350	\$4,047,417	\$1,046,666	\$433,726	\$135,517	\$0
NC - North Carolina	\$480,997	\$2,938,180	\$2,915,928	\$3,320,225	\$6,376,682	\$2,432,499	\$3,178,230	\$6,141,117	\$1,239,968	\$0	\$0	\$0
CA - California	\$0	\$2,121,856	\$0	\$0	\$4,064,892	\$607,068	\$1,644	\$11,532,447	\$1,072,365	\$46,223,160	\$0	\$0
LA - Louisiana	\$0	\$43,563	\$0	\$0	\$0	\$0	\$0	\$0	\$0	\$0	\$0	\$0
00 -	\$0	\$88,446	\$0	\$0	\$0	\$28,449	\$0	\$0	\$0	\$0	\$0	\$0
IN - Indiana	\$0	\$168,890	\$6,294,842	\$3,773,132	\$10,296,266	\$1,504,661	\$0	\$0	\$0	\$0	\$0	\$0
GA - Georgia	\$0	\$56,955,435	\$17,638,994	\$0	\$0	\$7,263,601	\$49,187,064	\$101,025	\$0	\$0	\$0	\$0
WI - Wisconsin	\$0	\$35,094	\$0	\$0	\$0	\$0	\$0	\$0	\$0	\$0	\$0	\$0
TX - Texas	\$0	\$71,528	\$1,735	\$4,889	\$5,786	\$1,516	\$0	\$0	\$0	\$0	\$0	\$0
OR - Oregon	\$0	\$0	\$49,950	\$0	\$0	\$0	\$0	\$0	\$0	\$0	\$0	\$0
FL - Florida	\$0	\$0	\$33,192	\$0	\$0	\$0	\$0	\$28,975	\$0	\$0	\$0	\$0
MI - Michigan	\$0	\$0	\$0	\$555,759	\$473,512	\$0	\$1,902	\$0	\$0	\$0	\$0	\$0
KY - Kentucky	\$0	\$0	\$0	\$983,680	\$0	\$0	\$2,059,200	\$0	\$0	\$0	\$0	\$0
ID - Idaho	\$0	\$0	\$0	\$25,569	\$0	\$0	\$0	\$0	\$0	\$0	\$0	\$0
VA - Virginia	\$0	\$0	\$0	\$0	\$0	\$24,000,000	\$0	\$36,834	\$0	\$0	\$0	\$0
MD - Maryland	\$0	\$0	\$0	\$0	\$0	\$99,205	\$31,914	\$0	\$0	\$0	\$0	\$0
UT - Utah	\$0	\$0	\$0	\$0	\$0	\$0	\$0	\$171,603	\$976	\$0	\$0	\$0
MS - Mississippi	\$0	\$0	\$0	\$0	\$0	\$0	\$0	\$0	\$1,782	\$0	\$0	\$0
MA - Massachusetts	\$0	\$0	\$0	\$0	\$0	\$0	\$0	\$0	\$773,033	\$0	\$0	\$0
GRAND TOTAL:	\$1,125,056	\$65,213,658	\$30,660,218	\$15,276,384	\$23,080,272	\$38,453,396	\$63,268,138	\$22,041,521	\$4,163,766	\$46,656,886	\$135,517	\$0

▮ SUB CONTRACT AWARDS BY NAICS

NAICS	2020	2019	2018	2017	2016	2015	2014	2013	2012	2011	2010	2009
336411 - AIRCRAFT MANUFACTURING	\$48,000	\$2,000,968	\$0	\$0	\$0	\$0	\$0	\$0	\$0	\$0	\$0	\$0
336611 - SHIP BUILDING AND REPAIRING	\$310,370	\$221,343	\$274,380	\$0	\$0	\$0	\$0	\$36,834	\$0	\$0	\$0	\$0
541380 - TESTING LABORATORIES	\$68,400	\$0	\$66,384	\$0	\$0	\$0	\$0	\$0	\$0	\$0	\$0	\$0
339113 - SURGICAL APPLIANCE AND SUPPLIES MANUFACTURING	\$237,484	\$878,040	\$625,864	\$614,775	\$845,519	\$1,990,715	\$3,093,549	\$6,291,039	\$1,354,349	\$14,593	\$1,607	\$0
493110 - GENERAL WAREHOUSING AND STORAGE	\$217,289	\$0	\$0	\$0	\$0	\$0	\$0	\$0	\$0	\$0	\$0	\$0
336413 - OTHER AIRCRAFT PARTS AND AUXILIARY EQUIPMENT MANUFACTURING	\$243,513	\$555,364	\$827,254	\$136,416	\$0	\$192,684	\$0	\$11,532,447	\$1,133,613	\$0	\$0	\$0
561210 - FACILITIES SUPPORT SERVICES	\$0	\$43,563	\$0	\$0	\$3,913,000	\$0	\$0	\$0	\$0	\$0	\$0	\$0
339999 - ALL OTHER MISCELLANEOUS MANUFACTURING	\$0	\$896,973	\$1,462,811	\$0	\$0	\$0	\$226,998	\$0	\$0	\$0	\$0	\$0
335911 - STORAGE BATTERY MANUFACTURING	\$0	\$45,518	\$0	\$0	\$0	\$0	\$0	\$0	\$0	\$0	\$0	\$0
336414 - GUIDED MISSILE AND SPACE VEHICLE MANUFACTURING	\$0	\$13,988,852	\$424,290	\$0	\$151,892	\$5,120,757	\$49,186,500	\$101,025	\$0	\$0	\$0	\$0
423450 - MEDICAL, DENTAL, AND HOSPITAL EQUIPMENT AND SUPPLIES MERCHANT WHOLESALERS	\$0	\$111,435	\$1,467,006	\$3,558,873	\$1,170,211	\$755,896	\$907,908	\$1,066,575	\$416,054	\$317,918	\$133,910	\$0
541711 - RESEARCH AND DEVELOPMENT IN BIOTECHNOLOGY	\$0	\$88,446	\$0	\$0	\$0	\$0	\$0	\$0	\$0	\$0	\$0	\$0
334511 - SEARCH, DETECTION, NAVIGATION, GUIDANCE, AERONAUTICAL, AND NAUTICAL SYSTEM AND INSTRUMENT MANUFACTURING	\$0	\$168,890	\$6,294,842	\$4,756,812	\$10,296,266	\$1,504,661	\$0	\$0	\$0	\$0	\$0	\$0
541712 - RESEARCH AND DEVELOPMENT IN THE PHYSICAL, ENGINEERING, AND LIFE SCIENCES (EXCEPT BIOTECHNOLOGY)	\$0	\$95,607	\$71,518	\$51,194	\$51,811	\$182,342	\$2,102,054	\$102,839	\$30,000	\$0	\$0	\$0
423850 - SERVICE	\$0	\$2,529,417	\$1,595,941	\$1,647,881	\$0	\$32,508	\$181,545	\$2,645,266	\$1,059,442	\$0	\$0	\$0

ESTABLISHMENT EQUIPMENT AND SUPPLIES MERCHANT WHOLESALEERS													
811219 - OTHER ELECTRONIC AND PRECISION EQUIPMENT REPAIR AND MAINTENANCE	\$0	\$417,876	\$0	\$0	\$0	\$0	\$0	\$0	\$0	\$0	\$0	\$0	\$0
336419 - OTHER GUIDED MISSILE AND SPACE VEHICLE PARTS AND AUXILIARY EQUIPMENT MANUFACTURING	\$0	\$43,026,958	\$10,788,544	\$32,899	\$0	\$2,142,844	\$0	\$0	\$0	\$0	\$0	\$0	\$0
333999 - ALL OTHER MISCELLANEOUS GENERAL PURPOSE MACHINERY MANUFACTURING	\$0	\$144,410	\$47,947	\$0	\$329,626	\$0	\$0	\$0	\$0	\$0	\$0	\$0	\$0
541990 - ALL OTHER PROFESSIONAL, SCIENTIFIC, AND TECHNICAL SERVICES	\$0	\$0	\$152,928	\$0	\$0	\$0	\$0	\$0	\$0	\$0	\$0	\$0	\$0
334220 - RADIO AND TELEVISION BROADCASTING AND WIRELESS COMMUNICATIONS EQUIPMENT MANUFACTURING	\$0	\$0	\$49,950	\$0	\$0	\$0	\$0	\$0	\$0	\$96,047	\$0	\$0	\$0
541330 - ENGINEERING SERVICES	\$0	\$0	\$84,400	\$0	\$0	\$24,000,000	\$0	\$0	\$0	\$0	\$0	\$0	\$0
334419 - OTHER ELECTRONIC COMPONENT MANUFACTURING	\$0	\$0	\$6,426,160	\$0	\$0	\$0	\$0	\$0	\$0	\$0	\$0	\$0	\$0
315990 - APPAREL ACCESSORIES AND OTHER APPAREL MANUFACTURING	\$0	\$0	\$0	\$127,660	\$0	\$0	\$0	\$0	\$0	\$0	\$0	\$0	\$0
332996 - FABRICATED PIPE AND PIPE FITTING MANUFACTURING	\$0	\$0	\$0	\$60,424	\$0	\$0	\$0	\$0	\$0	\$0	\$0	\$0	\$0
541519 - OTHER COMPUTER RELATED SERVICES	\$0	\$0	\$0	\$435,118	\$0	\$0	\$0	\$0	\$0	\$0	\$0	\$0	\$0
562910 - REMEDIATION SERVICES	\$0	\$0	\$0	\$25,569	\$0	\$0	\$0	\$0	\$0	\$0	\$0	\$0	\$0
334519 - OTHER MEASURING AND CONTROLLING DEVICE MANUFACTURING	\$0	\$0	\$0	\$1,327,171	\$607,626	\$1,675,746	\$7,500,446	\$0	\$73,525	\$0	\$0	\$0	\$0
541512 - COMPUTER SYSTEMS DESIGN SERVICES	\$0	\$0	\$0	\$120,641	\$473,512	\$377,901	\$0	\$171,603	\$0	\$0	\$0	\$0	\$0
333316 - PHOTOGRAPHIC AND PHOTOCOPIING EQUIPMENT MANUFACTURING	\$0	\$0	\$0	\$2,380,950	\$5,240,809	\$0	\$0	\$0	\$0	\$0	\$0	\$0	\$0
518210 - DATA PROCESSING, HOSTING, AND RELATED SERVICES	\$0	\$0	\$0	\$0	\$0	\$69,354	\$0	\$0	\$0	\$0	\$0	\$0	\$0
541614 - PROCESS, PHYSICAL DISTRIBUTION, AND LOGISTICS CONSULTING SERVICES	\$0	\$0	\$0	\$0	\$0	\$127,654	\$31,914	\$0	\$0	\$0	\$0	\$0	\$0
333912 - AIR AND GAS COMPRESSOR MANUFACTURING	\$0	\$0	\$0	\$0	\$0	\$252,017	\$0	\$0	\$0	\$0	\$0	\$0	\$0
332311 - PREFABRICATED METAL BUILDING AND COMPONENT MANUFACTURING	\$0	\$0	\$0	\$0	\$0	\$28,318	\$0	\$0	\$0	\$0	\$0	\$0	\$0
339920 - SPORTING AND ATHLETIC GOODS MANUFACTURING	\$0	\$0	\$0	\$0	\$0	\$0	\$37,222	\$30,680	\$0	\$0	\$0	\$0	\$0
333413 - INDUSTRIAL AND COMMERCIAL FAN AND BLOWER AND AIR PURIFICATION EQUIPMENT MANUFACTURING	\$0	\$0	\$0	\$0	\$0	\$0	\$0	\$62,368	\$0	\$0	\$0	\$0	\$0
339112 - SURGICAL AND MEDICAL INSTRUMENT MANUFACTURING	\$0	\$0	\$0	\$0	\$0	\$0	\$0	\$846	\$1,180	\$0	\$0	\$0	\$0
333411 - AIR PURIFICATION	\$0	\$0	\$0	\$0	\$0	\$0	\$0	\$0	\$66,628	\$0	\$0	\$0	\$0

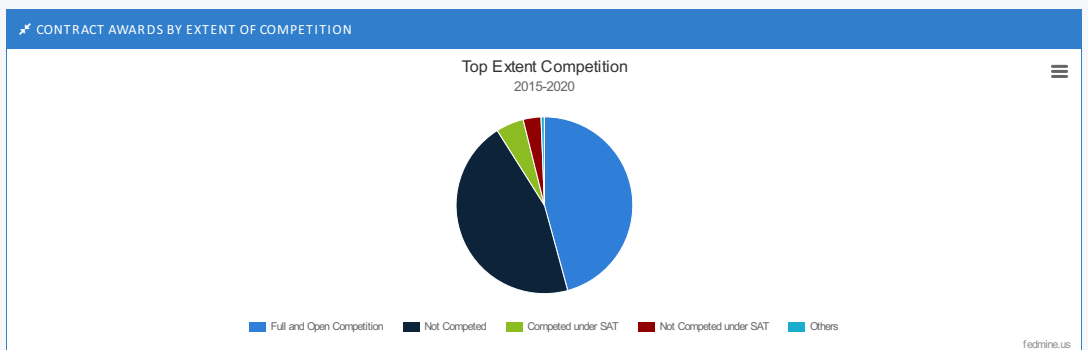
EQUIPMENT MANUFACTURING													
517110 - WIRED TELECOMMUNICATIONS CARRIERS	\$0	\$0	\$0	\$0	\$0	\$0	\$0	\$0	\$0	\$28,975	\$0	\$0	\$0
541513 - COMPUTER FACILITIES MANAGEMENT SERVICES	\$0	\$0	\$0	\$0	\$0	\$0	\$0	\$0	\$0	\$0	\$46,223,160	\$0	\$0
561499 - ALL OTHER BUSINESS SUPPORT SERVICES	\$0	\$0	\$0	\$0	\$0	\$0	\$0	\$0	\$0	\$0	\$1,906	\$0	\$0
423990 - OTHER MISCELLANEOUS DURABLE GOODS MERCHANT WHOLESALERS	\$0	\$0	\$0	\$0	\$0	\$0	\$0	\$0	\$0	\$0	\$2,766	\$0	\$0
325413 - IN-VITRO DIAGNOSTIC SUBSTANCE MANUFACTURING	\$0	\$0	\$0	\$0	\$0	\$0	\$0	\$0	\$0	\$0	\$496	\$0	\$0
GRAND TOTAL:	\$1,125,056	\$65,213,658	\$30,660,218	\$15,276,384	\$23,080,272	\$38,453,396	\$63,268,138	\$22,041,521	\$4,163,766	\$46,656,886	\$135,517	\$0	\$0

Source: FEDMINE analysis of USASPENDING.GOV Data

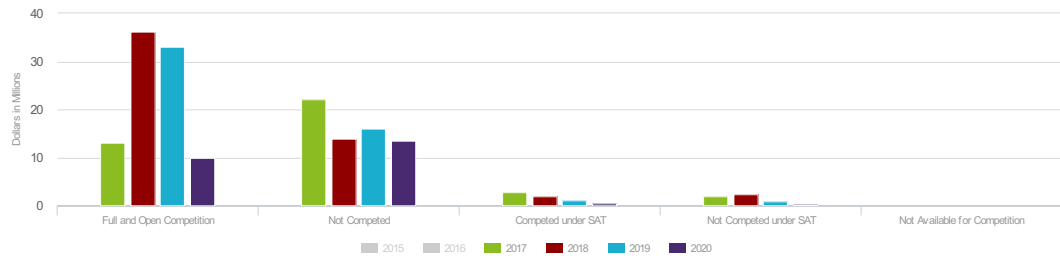
NORTH AMERICAN INDUSTRY CLASSIFICATION SYSTEM (NAICS)

- 212319 - OTHER CRUSHED AND BROKEN STONE MINING AND QUARRYING
- 238160 - ROOFING CONTRACTORS
- 323111 - COMMERCIAL GRAVURE PRINTING
- 325320 - PESTICIDE AND OTHER AGRICULTURAL CHEMICAL MANUFACTURING
- 325414 - BIOLOGICAL PRODUCT (EXCEPT DIAGNOSTIC) MANUFACTURING
- 325510 - PAINT AND COATING MANUFACTURING
- 325520 - ADHESIVE MANUFACTURING
- 325612 - POLISH AND OTHER SANITATION GOOD MANUFACTURING
- 325998 - ALL OTHER MISCELLANEOUS CHEMICAL PRODUCT AND PREPARATION MANUFACTURING
- 326130 - LAMINATED PLASTICS PLATE, SHEET (EXCEPT PACKAGING), AND SHAPE MANUFACTURING
- 327910 - ABRASIVE PRODUCT MANUFACTURING
- 334290 - OTHER COMMUNICATIONS EQUIPMENT MANUFACTURING
- 334417 - ELECTRONIC CONNECTOR MANUFACTURING
- 334513 - INSTRUMENTS AND RELATED PRODUCTS MANUFACTURING FOR MEASURING, DISPLAYING, AND CONTROLLING INDUSTRIAL PROCESS VARIABLES
- 334516 - ANALYTICAL LABORATORY INSTRUMENT MANUFACTURING
- 334519 - OTHER MEASURING AND CONTROLLING DEVICE MANUFACTURING
- 335921 - FIBER OPTIC CABLE MANUFACTURING
- 335932 - NONCURRENT-CARRYING WIRING DEVICE MANUFACTURING
- 339113 - SURGICAL APPLIANCE AND SUPPLIES MANUFACTURING
- 339114 - DENTAL EQUIPMENT AND SUPPLIES MANUFACTURING
- 339115 - OPHTHALMIC GOODS MANUFACTURING
- 339950 - SIGN MANUFACTURING
- 444130 - HARDWARE STORES
- 453210 - OFFICE SUPPLIES AND STATIONERY STORES
- 541330 - ENGINEERING SERVICES
- 541519 - OTHER COMPUTER RELATED SERVICES
- 541611 - ADMINISTRATIVE MANAGEMENT AND GENERAL MANAGEMENT CONSULTING SERVICES
- 541715 - RESEARCH AND DEVELOPMENT IN THE PHYSICAL, ENGINEERING, AND LIFE SCIENCES (EXCEPT NANOTECHNOLOGY AND BIOTECHNOLOGY) 11
- 811111 - GENERAL AUTOMOTIVE REPAIR
- 811219 - OTHER ELECTRONIC AND PRECISION EQUIPMENT REPAIR AND MAINTENANCE

MyFedconnect™ Potential NAICS MarketView



Federal Contract Actions by Extent



EXTENT COMPLETED	2020	2019	2018	2017	2016	2015
+ A - Full and Open Competition	\$9,976,974	\$33,085,568	\$36,211,374	\$13,065,371	\$9,508,674	\$12,008,448
+ C - Not Competed	\$13,416,047	\$16,016,064	\$13,852,815	\$22,205,424	\$24,917,027	\$22,278,585
+ F - Competed under SAT	\$389,276	\$984,643	\$1,855,865	\$2,738,605	\$3,011,791	\$3,666,988
+ G - Not Competed under SAT	\$178,094	\$815,139	\$2,224,638	\$1,965,892	\$1,275,394	\$1,656,657
+ None	\$0	\$0	\$0	\$0	\$0	\$0
+ D - Full and Open Competition after exclusion of sources	\$76,447	\$288,145	\$102,294	\$0	\$7,224	\$35,808
+ B - Not Available for Competition	\$0	\$11,058	\$32,968	\$32,012	\$192,511	\$753,223
+ CDO - Competitive Delivery Order	\$0	\$0	\$0	\$-11,009	\$0	\$0
+ NDO - Non-Competitive Delivery Order	\$0	\$0	\$0	\$0	\$0	\$0
GRAND TOTAL:	\$24,036,838	\$51,200,617	\$54,279,955	\$39,996,295	\$38,912,622	\$40,399,708

Source: FEDMINE analysis of Federal Procurement Data system - Next Generation Data (FPDS-NG)

GSA SCHEDULE CONTRACTS

























	GSA Numbers	Schedule Type	Contract Ending Date
details	GS07F091BA	66	Feb 3, 2024
details	GS10F0454M	00CORP	Sep 15, 2022
details	GS35F098GA	70	Nov 30, 2021
details	V797D60714	65 II A	Oct 14, 2021
details	V797P3246M	65 II C	Jun 30, 2021
details	GS21F0075X	51 V	Feb 8, 2021
details	GS07F010CA	66	Sep 30, 2019
details	GS07F0394J	73	Aug 31, 2019
details	GS07F0374J	84	Aug 31, 2019
details	V797P2007D	65 II A	Oct 31, 2018
details	GS15F1429H	81 I B	Jul 26, 2018
details	GS35F4002G	70	Dec 4, 2016
details	GS14F0161D	75	Feb 28, 2016
details	GS14F0017K	75	Mar 22, 2015
details	GS25F6188D	66	Jan 28, 2014
details	V797P4021B	65 II A	Sep 30, 2012
details	V797P3026M	65 II C	Sep 30, 2010

IDV (IDIQ) Contract Vehicles

IDV CONTRACTS

	IDV CONTRACT NUMBERS	2020	2019	2018	2017	2016	2015
details	123A9418D0016	\$303,174	\$293,618	\$459,230	\$0	\$0	\$0
details	GS07F091BA	\$0	\$0	\$5,280	\$0	\$-2,900	\$21,290
details	GS07F010CA	\$0	\$0	\$93,882	\$445,068	\$639,409	\$1,066,336
details	GS07F0374J	\$0	\$188,763	\$92,694	\$115,860	\$70,277	\$445,618
details	GS25F6188D	\$0	\$0	\$0	\$0	\$0	\$0
details	DJU4600004425	\$0	\$0	\$0	\$161,496	\$0	\$53,038

DJU4600004512							
DJU4600004515	\$0	\$101,920	\$119,804	\$40,071	\$33,742	\$15,536	
DJU4600004520	\$0	\$0	\$0	\$1,435	\$4,102	\$2,794	
DJU4600004535	\$0	\$0	\$0	\$2,126	\$2,955	\$5,407	
GS07F0394J	\$0	\$0	\$9,048	\$27,654	\$41,232	\$44,256	
15UC0C17C00000064	\$76,447	\$156,738	\$0	\$0	\$0	\$0	
15UC0C20D000000639	\$11,477	\$0	\$0	\$0	\$0	\$0	
15UC0C17C00000064	\$0	\$131,407	\$20,544	\$0	\$0	\$0	
GS14F0161D	\$0	\$0	\$0	\$0	\$28,493	\$3,922	
DOLMSH15D0008	\$0	\$0	\$0	\$34,904	\$0	\$117,466	
DOLMSH15D0019	\$0	\$0	\$0	\$376,877	\$639,510	\$943,083	
V797D60714	\$-1,767	\$35,145	\$12,768	\$4,860	\$0	\$0	
V797P2007D	\$0	\$0	\$57,139	\$60,924	\$155,304	\$2,710	
V797P3246M	\$0	\$0	\$0	\$4,643	\$55,563	\$47,450	
V797P4021B	\$0	\$-1,086	\$5,374	\$-307	\$255,884	\$172,583	
GS10F0454M	\$0	\$562,800	\$528,000	\$496,968	\$715,937	\$2,672,195	
GS35F4002G	\$6,349,213	\$6,075,049	\$6,056,091	\$6,043,267	\$5,693,422	\$6,191,123	
W81K0418D0028	\$94,174	\$1,646,074	\$260,400	\$0	\$0	\$0	
VA25813D0043	\$0	\$-40	\$-222	\$23,760	\$23,098	\$22,618	
GS07FCA009	\$0	\$0	\$0	\$0	\$0	\$8,505	
GS07FCA155	\$5,518	\$19,420	\$0	\$0	\$7,625	\$0	
FA830717D0022	\$0	\$103,847	\$318,567	\$65,684	\$0	\$0	
GS21F0075X	\$10,910	\$53,089	\$28,883	\$25,111	\$15,852	\$45,377	
GS35F0622M	\$0	\$0	\$-3,596	\$0	\$0	\$0	
HSCG4016D60026	\$0	\$0	\$7,809	\$61,295	\$92,399	\$0	
GS07F7600C	\$0	\$0	\$0	\$0	\$0	\$0	
GS35F098GA	\$136,233	\$299,406	\$233,023	\$125,501	\$0	\$0	
HHSI242201200008B	\$0	\$0	\$0	\$0	\$15,185	\$7,210	
HHSI242201500029B	\$0	\$0	\$0	\$-5,336	\$35,821	\$17,058	
HHSI242201600018B	\$0	\$0	\$0	\$-11,000	\$16,000	\$0	
HHSI242201600021B	\$0	\$0	\$7,368	\$7,702	\$13,367	\$0	
HHSI242201800017B	\$20,000	\$20,000	\$20,000	\$0	\$0	\$0	
V797P3026M	\$0	\$0	\$0	\$0	\$-3,809	\$0	
NNG13RG37Z	\$0	\$0	\$-10	\$5,000	\$6,000	\$5,000	
SPE2D014D0008	\$283,789	\$283,789	\$267,627	\$268,047	\$265,318	\$0	
SPE2D019D0001	\$2,641	\$6,809	\$0	\$0	\$0	\$0	
SPE2DE15D0011	\$142,428	\$1,136,215	\$1,074,285	\$995,875	\$905,004	\$443,775	
SPE2DE17D0016	\$73,916	\$163,581	\$46,227	\$0	\$0	\$0	
SPE2DH15D5021	\$0	\$0	\$0	\$-94	\$0	\$106	
SPE4A614D5453	\$0	\$1,445	\$0	\$0	\$0	\$0	

	SPE4A614D5534	\$0	\$0	\$555	\$2,849	\$13,855	\$3,803
	SPE4A614D5564	\$0	\$0	\$0	\$0	\$11,208	\$138,241
	SPE4A615D7825	\$0	\$491,497	\$115,141	\$582,292	\$0	\$0
	SPE4A616D50AP	\$3,378	\$35,401	\$29,557	\$26,855	\$0	\$0
	SPE4A616D5160	\$24,578	\$16,388	\$38,220	\$15,660	\$12,630	\$0
	SPE4A616D6817	\$0	\$0	\$491,671	\$277,128	\$137,192	\$0
	SPE4A617D5994	\$0	\$799	\$1,597	\$0	\$0	\$0
	SPE4A618D0013	\$306,293	\$1,322,111	\$1,365,895	\$0	\$0	\$0
	SPE4A717D5244	\$2,629	\$5,207	\$0	\$0	\$0	\$0
	SPE4AX14D9999	\$0	\$0	\$-4,520	\$10,064,439	\$12,627,565	\$7,376,715
	SPE4AX17D9407	\$2,693,186	\$24,027,493	\$27,008,883	\$4,057,742	\$0	\$0
	SPE7MX19D5013	\$0	\$98,246	\$0	\$0	\$0	\$0
	SPM2D010D0005	\$0	\$0	\$9,954	\$193,065	\$227,916	\$380,180
	SPM4A610D5231	\$0	\$0	\$0	\$0	\$0	\$6,042
	SPM4A611D0097	\$0	\$0	\$0	\$0	\$138,269	\$247,244
	SPM4A611D0209	\$0	\$0	\$0	\$0	\$163,328	\$170,028
	SPM4A611D5060	\$0	\$0	\$0	\$0	\$7,224	\$35,808
	SPM4A612D0205	\$0	\$0	\$0	\$0	\$192,511	\$753,223
	SPM50004D0262	\$0	\$2,153,080	\$2,484,030	\$1,364,388	\$3,173,651	\$1,247,371
	SPM7M113D5A62	\$0	\$0	\$0	\$0	\$0	\$31,327
	SPM7M113D5R84	\$0	\$0	\$0	\$0	\$0	\$77,400
	SPM8EH13D5A35	\$0	\$0	\$0	\$0	\$0	\$2,828
	SPM8EJ14D5003	\$0	\$0	\$0	\$0	\$-4,367	\$27,949
	SPMLW113DE125	\$0	\$0	\$0	\$87,230	\$81,056	\$8,105
GRAND TOTAL:		\$10,538,218	\$39,428,208	\$41,261,198	\$26,051,356	\$26,506,824	\$22,878,311
Source:  FEDMINE analysis of Federal Procurement Data system - Next Generation Data (FPDS-NG)							

Copyright © 2020 FEDMINE™